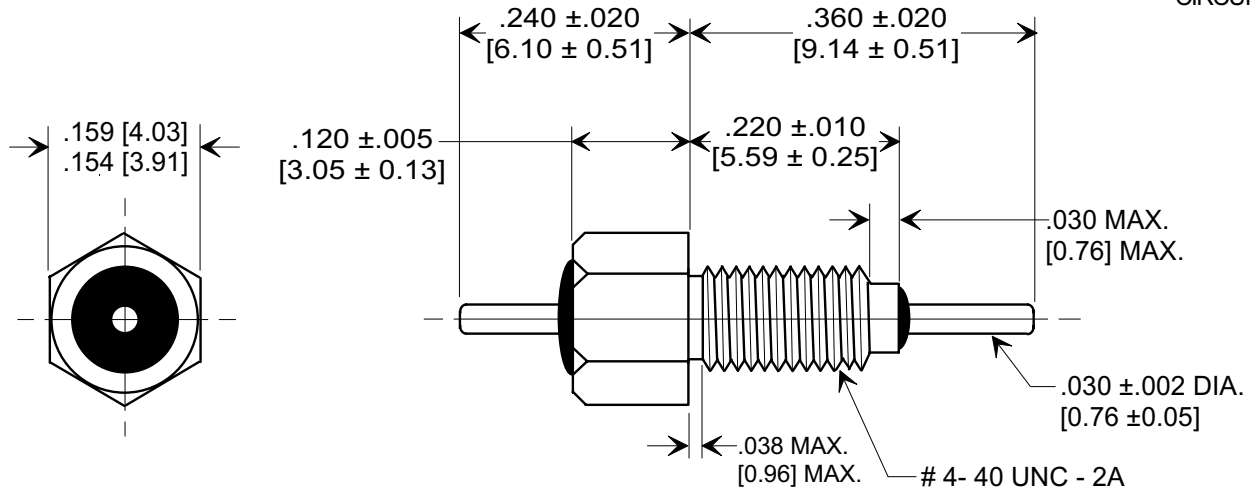
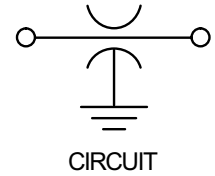
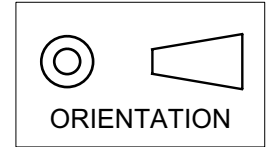


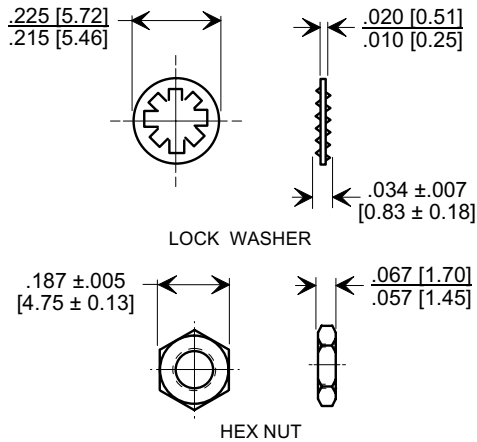
MARKETING SALES DRAWING

Electrical Testing
per Tusonix standard
test plans and Mil-Std-202
Test Methods.

DIMENSIONS IN INCHES - DO NOT SCALE THIS DRAWING
DIMENSIONS IN METRIC - []



MOUNTING HARDWARE



Notes:

1. Operating temperature range : -55°C to +125°C.
2. Silver plated case, lead and mounting hardware.
3. Max.recommended mounting torque : 2.0 lb. - in.
4. Max. recommended soldering temperature : 260°C.
See installation recommendations.
5. Nut and lock washer included.
6. Tusonix Standard part number: 4400-034.
Tusonix RoHS compliant part number: 4400-034 LF.
Customer must specify Standard or RoHS part number when ordering.
7. Part Marking: Trademark and Variation on flats: Standard Part, Black Ink. RoHS Part, green ink for identification.

CAP.(pf)	TOLERANCE	DC WORKING VOLTAGE		I.R. MIN. @ 100 (VDC.)	DWV (VDC)	DC CURRENT (AMPS)	MIN. NO LOAD INSERTION LOSS (dB) @ 25°C PER MIL-STD-220				
		85°C	125°C				1 MHz	10 MHz	100 MHz	1 GHz	10 GHz
5000	GMV	150	100	10 G	250	10	----	15	30	45	55

X-2015 Rev-0	REVISION RECORD				TUSONIX TUCSON, ARIZONA	--TOLERANCES-- Unless Otherwise Specified		Title	
	Original Release C.O. 20011102-1-02	0				DECIMAL ± NOTED		BUSHING STYLE EMI FILTER	
	VARS 035,036,037 & 1MHZ COLUMN ADDED. L.E. 11-07-90	1	RDN TO COMP FMT & ADDED METRIC. S.M. 11-08-01			ANGLES ±			
	5591	1	20011102-1-02			REVISED DWG. DRAWING MADE FOR EACH VAR. S.M. 11-19-02		Approved B.Mc. 11-08-01	
	2	20021113-1-05		REVISED NOTE 6 AND ADDED NOTE 7. S.M. 07-25-05		A		4400-034	
	3	20050714-4-02							