



Main

Range of Product	Harmony K
Product or Component Type	Complete cam switch
Component name	K2
[lth] conventional free air thermal current	20 A
Mounting Location	Front
Fixing Mode	Ø 22 mm hole
Cam switch head type	With front plate 45 x 45 mm
Type of operator	Black handle 1.38 in (35 mm)
Rotary handle padlocking	Without
Presentation of legend	With metallic, 0 - 1 black
Cam switch function	Switch
Return	Without
Off position	With Off position
Poles description	6P
Switching positions	Right: 0° - 45°
IP degree of protection	IP65 IEC 529 IP65 NF C 20-010

Complementary

Switching angle	45 °
[U] rated insulation voltage	690 V 3)IEC 60947-1
[lthe] conventional enclosed thermal current	16 A
Electrical durability	200000 Cycles AC-23 200000 Cycles AC-3 600000 Cycles AC-15 600000 cycles AC-21
Maximum operating rate	2.5 Cyc/Mn AC-21 2.5 Cyc/Mn AC-23 2.5 Cyc/Mn AC-3 8.333 cyc/mn AC-15
Short-circuit current	10000 A
Short-circuit protection	20 A cartridge fuse gG
[Uimp] rated impulse withstand voltage	4 kV in isolating function 6 kV IEC 947-1
Contact operation	Slow-break
Positive opening	With
Electrical connection	Captive screw clamp terminals flexible 2 x 1.5 mm ² Captive screw clamp terminals solid 1 x 2.5 mm ²
Mechanical durability	1000000 cycles
CAD overall width	1.77 in (45 mm)
CAD overall height	1.97 in (50 mm)
CAD overall depth	2.72 in (69 mm)
Net Weight	0.41 lb(US) (0.188 kg)

The information provided in this documentation contains general descriptions and/or technical characteristics of the performance of the products contained herein. This documentation is not intended as a substitute for and is not to be used for determining suitability or reliability of these products for specific user applications. It is the duty of any such user or integrator to perform the appropriate and complete risk analysis, evaluation and testing of the products with respect to the relevant specific application or use thereof. Neither Schneider Electric Industries SAS nor any of its affiliates or subsidiaries shall be responsible or liable for misuse of the information contained herein.

Environment

Standards	EN/IEC 60947-3 power circuit EN/IEC 60947-5-1 control circuit CENELEC EN 50013
Product certifications	CSA 240 V 3 hp 3 phase 2 UL 240 V 0.33 hp 1 phase 2 CSA 240 V 1 hp 1 phase UL 240 V 1 hp 3 phase
Protective treatment	TC
Ambient air temperature for operation	-13...131 °F (-25...55 °C)
Ambient Air Temperature for Storage	-40...158 °F (-40...70 °C)
Shock resistance	30 gn IEC 68-2-27
Vibration resistance	5 gn 10...150 Hz)IEC 68-2-6
Overvoltage category	Class II IEC 536 Class II NF C 20-030






Ordering and shipping details

Category	18406 - WORLD SERVICE PARTS(OTHER OP INT)
Discount Schedule	CS2
GTIN	3389110979596
Nbr. of units in pkg.	1
Package weight(Lbs)	6.63 oz (188 g)
Returnability	No
Country of origin	CZ

Packing Units

Unit Type of Package 1	PCE
Package 1 Height	5.31 in (13.5 cm)
Package 1 width	2.05 in (5.2 cm)
Package 1 Length	2.20 in (5.6 cm)

Offer Sustainability

Sustainable offer status	Green Premium product
California proposition 65	WARNING: This product can expose you to chemicals including: Nickel compounds, which is known to the State of California to cause cancer, and Di-isodecyl phthalate (DIDP), which is known to the State of California to cause birth defects or other reproductive harm. For more information go to www.P65Warnings.ca.gov
REACH Regulation	 REACH Declaration
REACH free of SVHC	Yes
EU RoHS Directive	Pro-active compliance (Product out of EU RoHS legal scope)  EU RoHS Declaration
Toxic heavy metal free	Yes
Mercury free	Yes
RoHS exemption information	 Yes
China RoHS Regulation	 China RoHS Declaration
Environmental Disclosure	 Product Environmental Profile
WEEE	The product must be disposed on European Union markets following specific waste collection and never end up in rubbish bins.

Contractual warranty

Warranty	18 months
----------	-----------