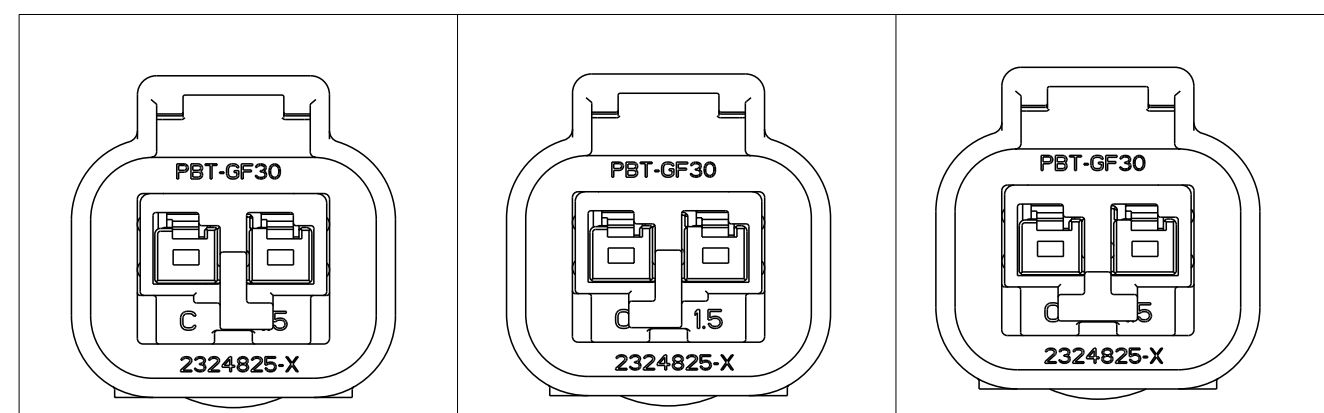
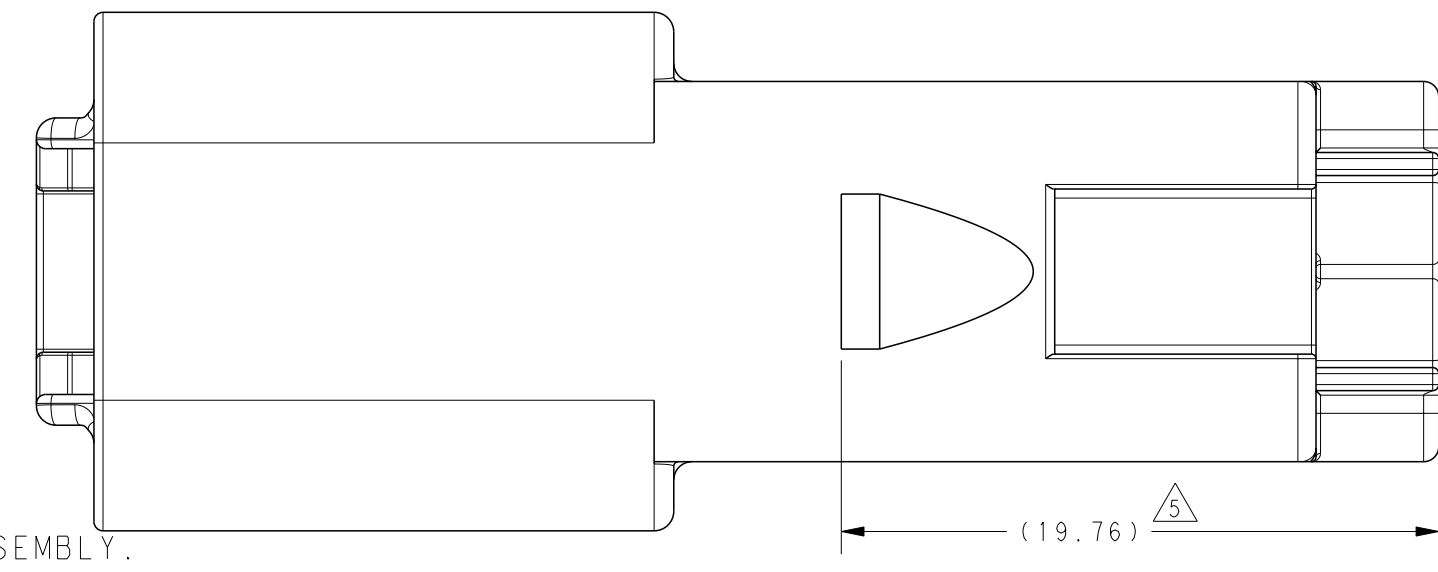
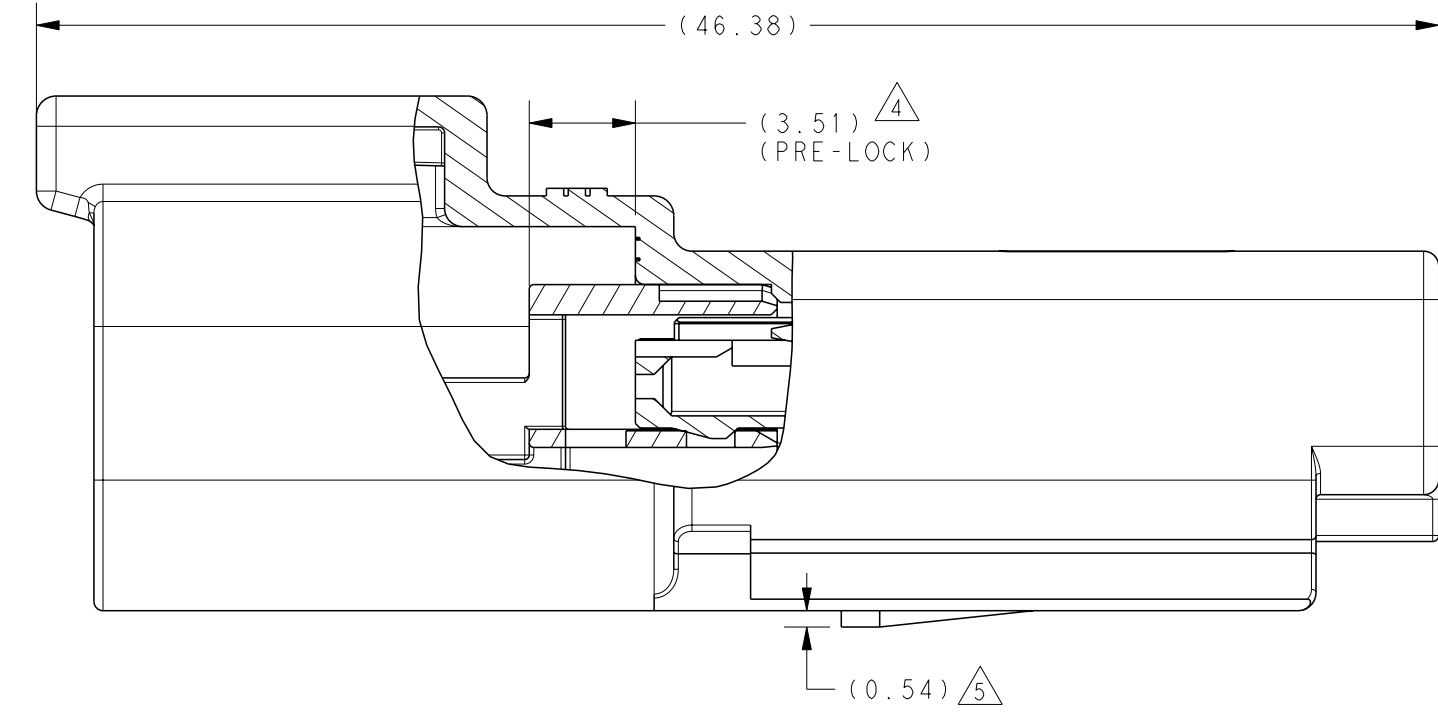
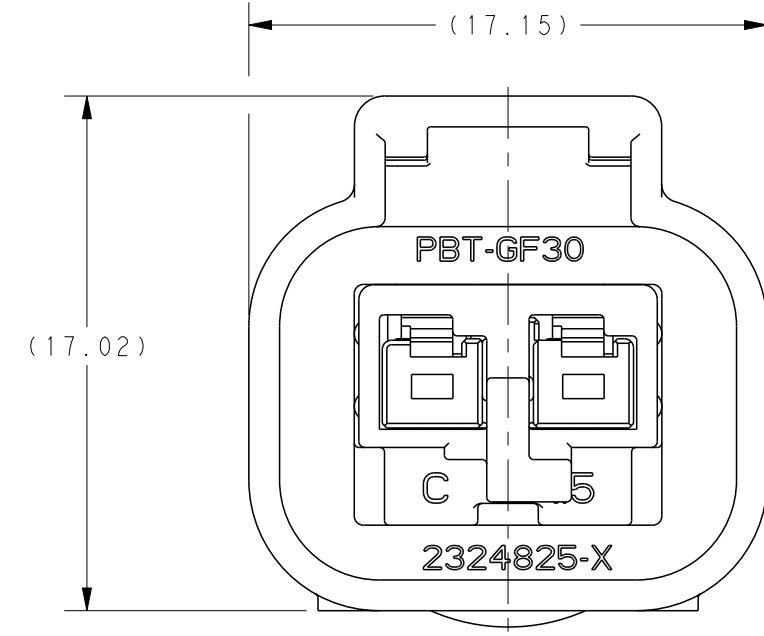
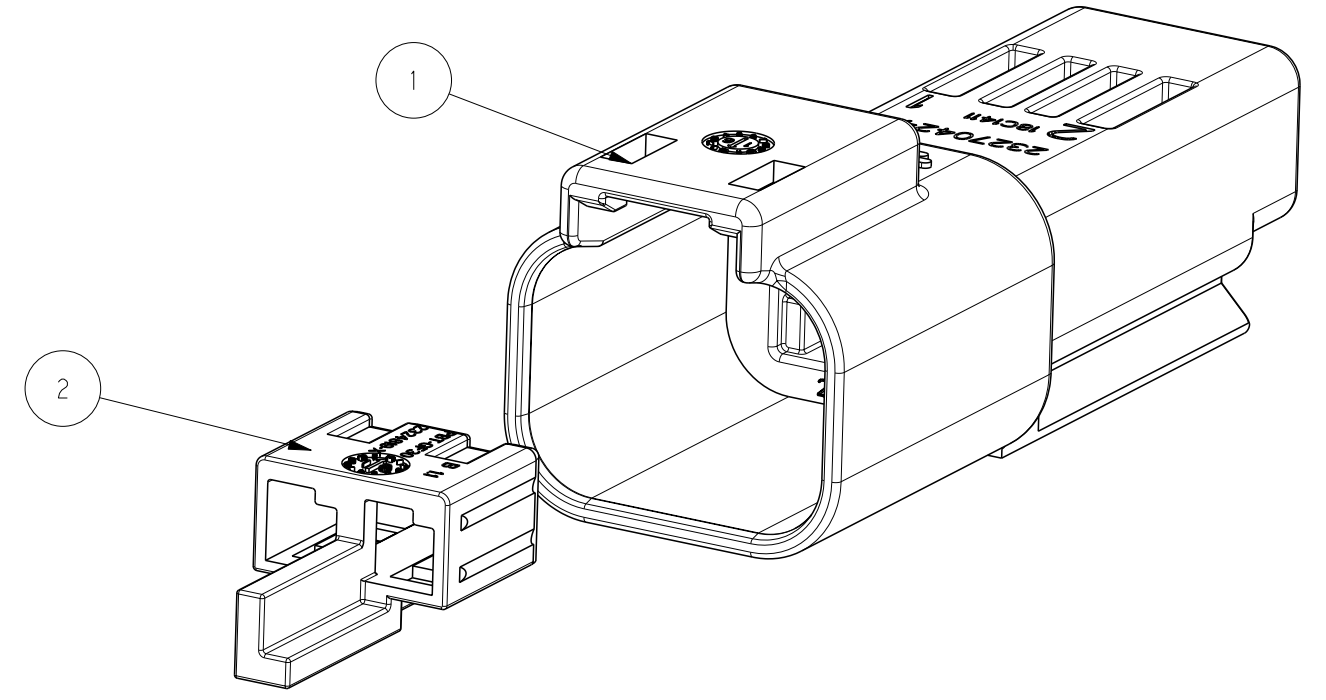
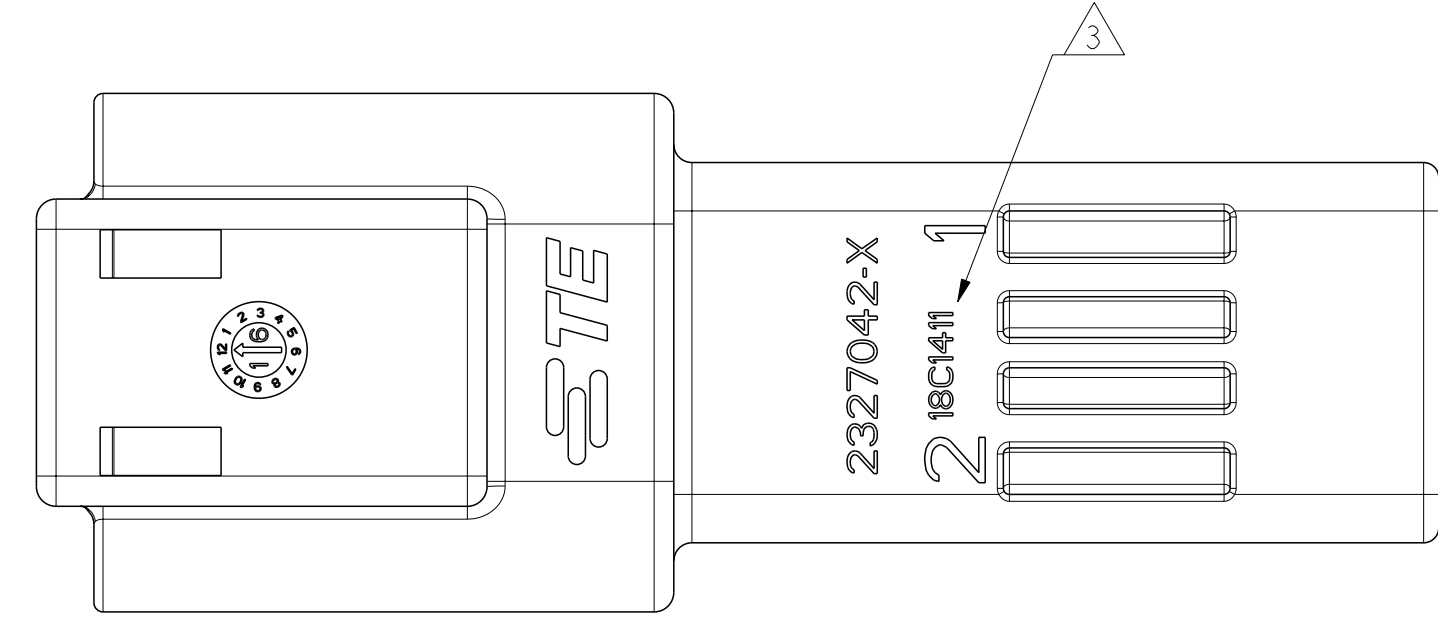
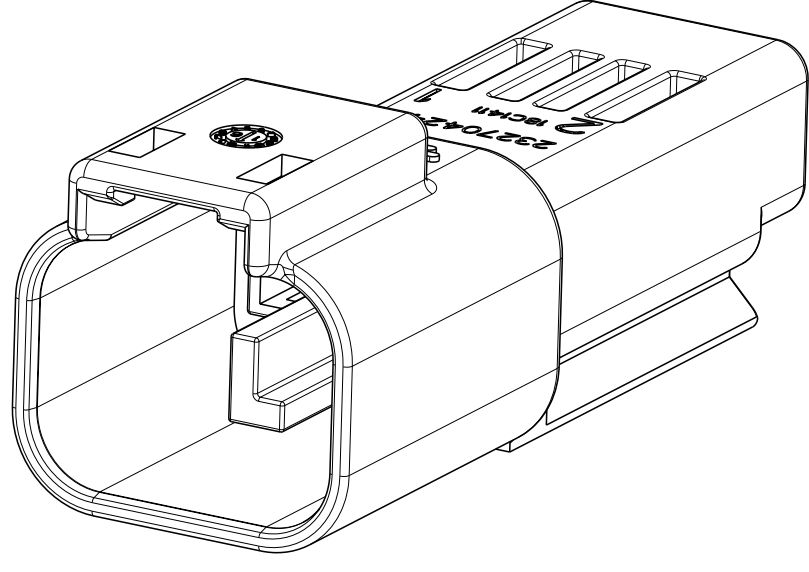


THIS DRAWING IS UNPUBLISHED. RELEASED FOR PUBLICATION  
 © COPYRIGHT BY ALL RIGHTS RESERVED.

REVISIONS					
P	LTR	DESCRIPTION	DATE	DWN	APVD
A2	ECR-19-007522		13MAY2019	V.T	E.J
A3	ECR-20-004141		18MAR2020	V.T	E.J
B	ECR-20-007431		15JUN2020	V.T	E.J
C	ECR-20-015257		01JUN2021	V.T	Z.Z



NOTES:

- RECEPTACLE 2327042-X MATES WITH 2324808-X PLUG (X=1, 2, 3 FOR RELEVANT CODE).  
 RECEPTACLE 2-2327042-X MATES WITH 2-2324808-X PLUG (X=1, 2, 3 FOR RELEVANT CODE).
- MATERIAL: HOUSING: PBT GF30,SEE TABLE FOR COLOR  
 TPA: PBT GF30,SEE TABLE FOR COLOR
- DATE CODE: IDENTIFIES THE YEAR, MONTH, DAY AND HOUR OF ASSEMBLY.  
 YEAR: FIRST AND SECOND DIGITS(17=2017)  
 MONTH: THIRD DIGIT, EXCLUDING I, A=JAN, B=FEB, C=MARCH...(K=OCTOBER)  
 DAY: FOURTH AND FIFTH DIGITS(14=14th DAY)  
 HOUR: SIXTH AND SEVENTH DIGITS(11=11AM)
- PULL TPA TO PRE-LOCK BEFORE TERMINAL INSERTION IN CASE OF TPA BEING HIT TO END-LOCK POSITION.
- REFER TO DRAWING DT04-DOVETAIL FOR CLIP INTERFACE DIMENSIONS, RECOMMEND MOUNTING CLIP PN LIST:  
 METAL VERSION PN:1027-003-1200,1027-004-1200,1027-005-1200,1027-008-1200,1027-013-1200;  
 PLASTIC VERSION PN:1011-026-0205,1011-030-0205,1011-310-0205,2355806-1.
- APPLICABLE TERMINAL PART NUMBERS AND WIRE SIZE:

TERMINAL PN	TERMINAL PLATING	APPLICATION	WIRE SIZE (MM2)	INSULATION WIRES(MM)	SWS P/N	BLIND PLUG P/N
2141114-1	TIN	GENERAL (USCAR-2 V2)	0.35	∅1.10~∅1.40	963142-2	963143-1
2141114-3	SILVER	HIGH VIBRATION (USCAR-2 V3)				
2141116-1	TIN	GENERAL (USCAR-2 V2)	0.5~0.75	∅1.40~∅1.90	963142-1	963143-1
2141116-3	SILVER	HIGH VIBRATION (USCAR-2 V3)				
2177610-1	TIN	GENERAL (USCAR-2 V2)	1.0~1.5	∅1.90~∅2.40	963142-1	963143-1
2177610-3	SILVER	HIGH VIBRATION (USCAR-2 V3)				

QTY. REQUEST PER ASSY						COLOR	MATERIAL	DESCRIPTION	ITEM NO
1	1	1	1	1	1	NATURAL	PBT-GF30	TPA, CODE C	2
						GREEN	PBT-GF30	TPA, CODE B	
						YELLOW	PBT-GF30	TPA, CODE A	
1	1	1				GRAY	PBT-GF30	HOUSING	1
						BLACK	PBT-GF30		
WEIGHT OF EACH ASSY NO. (g)									
REVISION OF EACH ASSY NO.									
2-2327042-3 (HB)	2-2327042-2 (HB)	2-2327042-1 (HB)	2327042-3 (V0)	2327042-2 (V0)	2327042-1 (V0)	TE ASSEMBLY PN			

THIS DRAWING IS A CONTROLLED DOCUMENT.

DIMENSIONS: mm

TOLERANCES UNLESS OTHERWISE SPECIFIED:  
 0 PLC ±  
 1 PLC ±0.25  
 2 PLC ±0.15  
 3 PLC ±  
 4 PLC ±  
 ANGLES ±  
 FINISH -

MATERIAL: -

DWN: C. WAN 17JAN2018  
 CHK: E. JIANG 26FEB2018  
 APVD: J. YIN 02MAR2018

PRODUCT SPEC: 108-32189  
 APPLICATION SPEC: 114-32258

WEIGHT: -

CUSTOMER DRAWING

SCALE: 2:1 SHEET 1 OF 1 REV C

NAME: SUPERSEAL PRO 2POS, RECP. ASSEMBLY MCON1.2, CB TERMINAL

SIZE: A2 CAGE CODE: 00779 DRAWING NO: C-2327042

RESTRICTED TO: C