

# Mini-Com® TX5e™ UTP Jack Modules

# PANDUIT®

SPECIFICATION SHEET

## specifications

Category 5e/Class D, 8-position, UTP jack module shall terminate 4-pair, 22 – 26 AWG, 100 ohm unshielded twisted pair cable and shall not require use of a punch-down tool. UTP jack modules shall use a forward motion termination method to optimize performance by maintaining cable pair geometry while eliminating conductor untwist. The termination cap shall be color-coded red to designate Category 5e performance and shall include a universal label coded for T568A and T568B wiring schemes.



## technical information

<b>Category 5e/Class D channel and component performance:</b>	Exceeds channel requirements of ANSI/TIA-568.2-D Category 5e and ISO 11801 Class D standards at swept frequencies 1 to 100 MHz Exceeds component requirements of ANSI/TIA-568.2-D Category 5e and ISO 11801 Class D standards at swept frequencies 1 to 100 MHz
<b>FCC and ANSI compliance:</b>	Meets ANSI/TIA-1096-A contacts plated with 50 microinches of gold for superior performance
<b>IEC compliance:</b>	Meets IEC 60603-7
<b>RoHS compliance:</b>	Compliant
<b>PoE compliance:</b>	Rated for 2500 cycles with IEEE 802.3af / 802.3at and 802.3bt type 3 and type 4
<b>UL rated:</b>	UL 1863 (Use as communications circuit accessory) UL 2043 (Suitable for use in air-handling spaces)
<b>Conductor termination range:</b>	Wire cap compatible with 22 – 26 AWG solid or stranded cable with conductor insulation diameters of 0.060 in. max. and overall cable O.D. 0.200 in. to 0.330 in.

## key features and benefits

<b>100% performance tested</b>	Confidence that each jack module will deliver the critical electrical performance requirements
<b>Utilizes enhanced Giga-TX™ Technology</b>	Optimizes performance by eliminating conductor untwist and reduces installation time and expense
<b>Improved termination cap</b>	Conductor retention slots simplify jack module termination
<b>Modular</b>	UTP jack modules snap in and out of all Mini-Com® Faceplates, Modular Patch Panels and Surface Mount Boxes for easy moves, adds, and changes
<b>True strain relief</b>	Controls cable bend radius for long-term installed performance
<b>Individually serialized</b>	Marked with quality control number for future traceability
<b>RJ45 interface</b>	Industry standard interface provides a quick and easy plug and play connection to RJ45 patch cords; backwards compatible
<b>Identification</b>	Can be clearly identified with optional labels and icons for port identification
<b>Keyed version available</b>	Color-specific keys with positive and negative keying features mechanically and visually distinguish connections to prevent unintentional mating with unlike keyed or non-keyed modular plugs, offering network design flexibility, versatility, accommodating discrete networks for enhanced security
<b>Angle termination version available</b>	Side opening allows cable to be terminated to the right or left side of the jack module; ideal for installations that have minimal depth that may not allow standard bend radius practices to be accommodated
<b>Termination tools (optional)</b>	EGJT-1 termination tool ensures conductors are fully terminated by utilizing a smooth forward motion without impact on critical internal components for maximum reliability; TGJT termination tool ideal for high volume installations
<b>Block out device (optional)</b>	Provides a simple and secure method to control access to data ports while not in use
<b>Shuttered version (optional)</b>	Integrated shuttered door keeps out dust and debris of unmated RJ45 jack modules

## applications

Mini-Com® TX5e™ UTP Jack Modules are a component of the TX5500™ UTP Copper Cabling System. This end-to-end system provides Gigabit Ethernet performance with usable bandwidth beyond 100 MHz. With certified performance to the ANSI/TIA-568.2-D Category 5e and ISO 11801 Class D standards, this system will support the following applications:

- Ethernet 10BASE-T, 100BASE-T (Fast Ethernet), 1000BASE-T (Gigabit Ethernet)
- 155 Mb/s ATM, 622 Mb/s ATM
- Token ring 4/16
- Voice/data systems
- Voice over Internet Protocol (VoIP)

[www.panduit.com](http://www.panduit.com)

**TX5500™ UTP Copper Cabling System**

**Mini-Com® TX5e™ UTP Jack Modules**

<b>Jack module:</b>	CJ5E88TGIW*
<b>Shuttered jack module:</b>	CJH5E88TGIW*

**Tools and Accessories**

<b>Jack module termination tool:</b>	EGJT-1 or TGJT
<b>Wire snipping tool:</b>	CWST
<b>Wire stripping tool:</b>	CJAST
<b>Clear dust cap:</b>	MDC-C
<b>Blockout device:</b>	PSL-DCJB- <sup>AAA</sup>
<b>Phone icons:</b>	CIPIW-C*
<b>Data icons:</b>	CIDIW-C*

\*To designate color other than IW (Off White), replace IW suffix with WH (White), EI (Electric Ivory), IG (International Gray), AW (Arctic White), BL (Black), BU (Blue), RD (Red), YL (Yellow), GR (Green), OR (Orange), VL (Violet), BR (Brown), GD (Gold), LB (Light Blue), or PK (Pink).

<sup>AAA</sup>To designate color other than Red, add suffix Black (BL), Blue (BU), Yellow (YL), Green (GR), Orange (OR), Off White (IW) or International Gray (IG) at the end of the part number. 10/package.

\*To designate color other than IW (Off White), replace IW with EI (Electric Ivory), IG (International Gray), BL (Black), BU (Blue), RD (Red), YL (Yellow), GR (Green), OR (Orange), or VL (Violet) in the part number. 100/package.

Contact customer service for bulk packaged and/or keyed jack modules and patch cords.

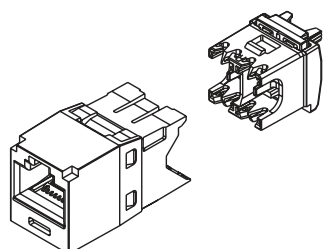
# Mini-Com® TX5e™ UTP Jack Modules

## test results

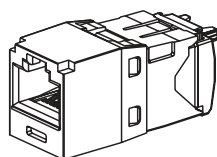
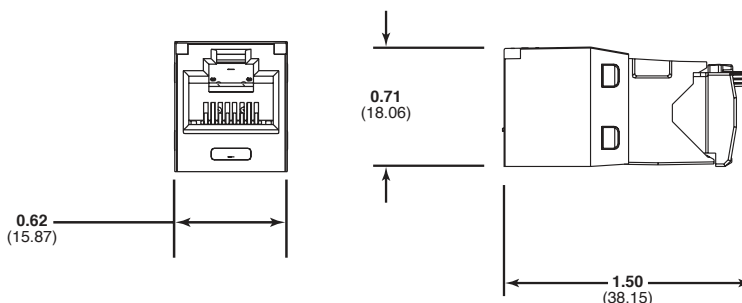
Mechanical Test	Test Method	Measurement	Typical Test Results
Normal Force	—	Load (grams)	> 100
Vibration	IEC 512-6d	Circuit Resistance (mOhms)	< 40
Shock	IEC 512-6c	Contact Disturbance (microseconds)	< 5
Durability	IEC 512-9a	Circuit Resistance (mOhms)	< 40
Mating/Un-mating	IEC 512-13b	Mating Force (N)	< 20
		Un-mating Force (N)	< 20
Termination Cycles	IEC 352	Number of Cycles	>20

Electrical Test	Test Method	Measurement	Typical Test Results
Low Level Circuit Resistance	IEC 512-2a	Resistance (mOhms)	< 20
Dielectric Withstand Voltage	IEC 512-4a	1000 V, 1 minute	Passed
Insulation Resistance	IEC 512-3a	Resistance (MOhms)	> 500

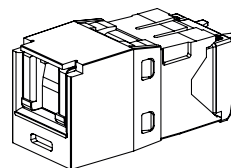
Environmental Test	Test Method	Measurement	Typical Test Results
Temperature Life	IEC 512-9b	Circuit Resistance (mOhms)	< 40
Humidity	IEC 512-11c	Circuit Resistance (mOhms)	< 40
Thermal Shock	IEC 512-11d	Circuit Resistance (mOhms)	< 40
Climatic Sequence	IEC 512-11a	Circuit Resistance (mOhms)	< 40
Flowing Mixed Gas Corrosion	IEC 512-11g	Circuit Resistance (mOhms)	< 40



Jack Module and Standard Wire Cap



Jack Module



Shuttered Jack Module

Dimensions are in inches (Dimensions in parenthesis are metric)

### WORLDWIDE SUBSIDIARIES AND SALES OFFICES

PANDUIT CANADA  
Markham, Ontario  
cs-cdn@panduit.com  
Phone: 800.777.3300

PANDUIT EUROPE LTD.  
London, UK  
cs-emea@panduit.com  
Phone: 44.20.8601.7200

PANDUIT SINGAPORE PTE. LTD.  
Republic of Singapore  
cs-ap@panduit.com  
Phone: 65.6305.7575

PANDUIT JAPAN  
Tokyo, Japan  
cs-japan@panduit.com  
Phone: 81.3.6863.6000

PANDUIT LATIN AMERICA  
Guadalajara, Mexico  
cs-la@panduit.com  
Phone: 52.33.3777.6000

PANDUIT AUSTRALIA PTY. LTD.  
Victoria, Australia  
cs-aus@panduit.com  
Phone: 61.3.9794.9020

For a copy of Panduit product warranties, log on to [www.panduit.com/warranty](http://www.panduit.com/warranty)

For more information

Visit us at [www.panduit.com](http://www.panduit.com)

Contact Customer Service by email: [cs@panduit.com](mailto:cs@panduit.com)  
or by phone: 800.777.3300

**PANDUIT®**

© 2019 Panduit Corp.  
ALL RIGHTS RESERVED.  
COSP316--WW-ENG  
Replaces WW-COSP37  
3/2019