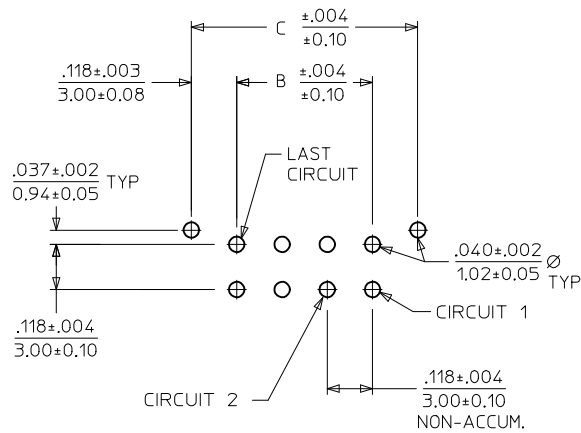
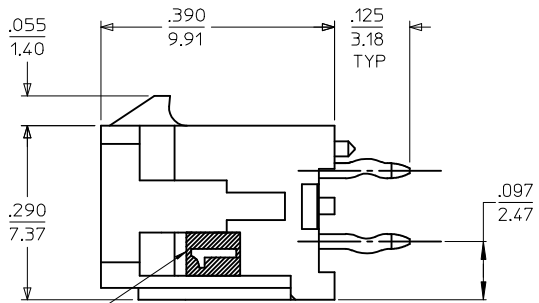
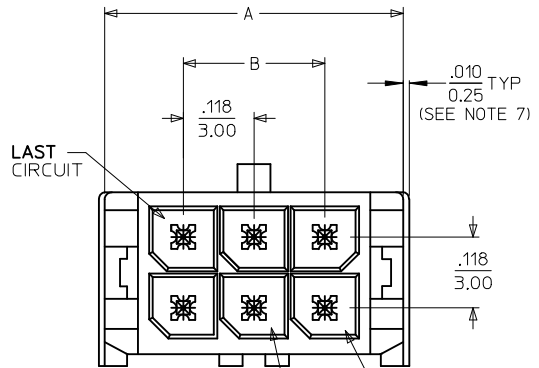


NOTE : (2) POLARIZATION PEGS ARE SHOWN. HOWEVER, ASSEMBLIES MAY BE MANUFACTURED WITH (1) PEG ONLY.



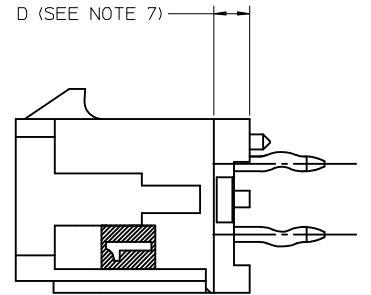
PCB LAYOUT: COMPONENT SIDE
RECOMMEND PCB THICKNESS: .062/1.57

CKTS	A	B	C
02	.262 6.65	NA	.236 6.00
04	.380 9.65	.118 3.00	.354 9.00
06	.498 12.65	.236 6.00	.472 12.00
08	.616 15.65	.354 9.00	.591 15.00
10	.734 18.65	.472 12.00	.709 18.00
12	.852 21.65	.591 15.00	.827 21.00
14	.970 24.65	.709 18.00	.945 24.00
16	1.088 27.65	.827 21.00	1.063 27.00
18	1.206 30.65	.945 24.00	1.181 30.00
20	1.325 33.65	1.063 27.00	1.299 33.00
22	1.443 36.65	1.181 30.00	1.417 36.00
24	1.561 39.65	1.299 33.00	1.535 39.00

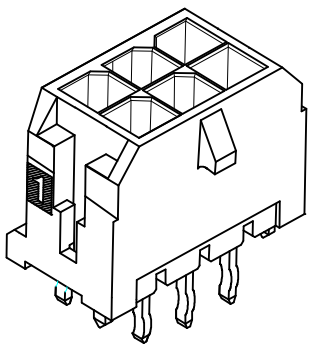
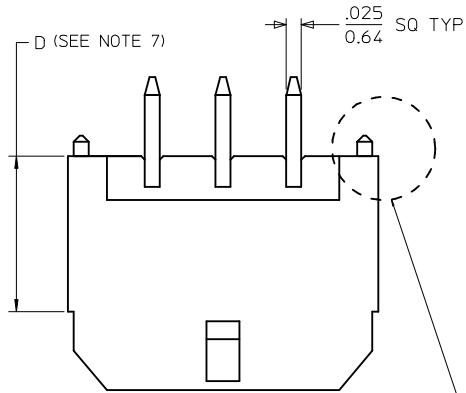
NOTES:

- HOUSING MATERIAL: GLASS FILLED LIQUID CRYSTAL POLYMER, UL94V-0. COLOR: BLACK
TERMINAL MATERIAL: BRASS ALLOY
- FINISH:
A = .000060/(0.00152) MIN. REFLOWED MATTE TIN OVER .000050/(0.00127) MIN. NICKEL PLATE.
(FINISH IS BRIGHT IN APPEARANCE, THICKNESS AS APPLIED PRIOR TO REFLOW)
B = .000015/(0.00038) MIN. SELECT GOLD IN CONTACT AREA; .000100/(0.00254) MIN. SELECT MATTE TIN ON SOLDER TAILS; BOTH OVER .000050/(0.00127) MIN. NICKEL PLATE.
C = .000030/(0.00076) MIN. SELECT GOLD IN CONTACT AREA; .000100/(0.00254) MIN. SELECT MATTE TIN ON SOLDER TAILS; BOTH OVER .000050/(0.00127) MIN. NICKEL PLATE.
- PRODUCT SPECIFICATION: PS-43045
- TRAY PACKAGED: SEE MOLEX DRAWING PK-70873-0314
- MATES WITH MICRO FIT (3.0) RECEPTACLE SERIES 43025
- THE PRIMARY SHIPPING CARTON WILL BE LABELED, "COMPLIANT TO RoHS DIRECTIVE 2002/95/EC AND ELV ANNEX II OF DIRECTIVE 2000/53/EC." ASSEMBLIES WILL BE COMPLIANT TO THE RoHS AND ELV (LEAD-FREE) DIRECTIVES.
- CIRCUIT SIZES 2-6: "D" IS .265/6.74 FOR .010/0.25 STEP
CIRCUIT SIZES 8-24: "D" IS .063/1.60 FOR .010/0.25 STEP.
- THIS PART CONFORMS TO CLASS B REQUIREMENTS OF COSMETIC SPECIFICATION PS-45499-002.

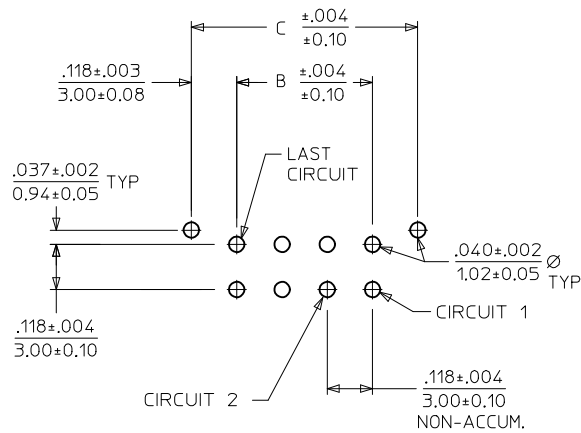
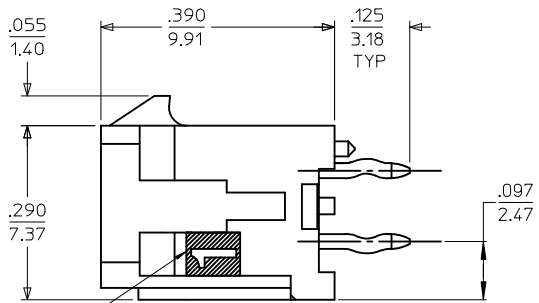
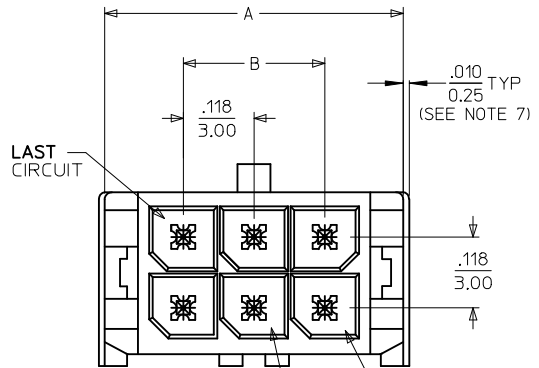
CKTS	FINISH A		FINISH B		FINISH C	
	CKTS	MATERIAL NO:	CKTS	MATERIAL NO:	CKTS	MATERIAL NO:
02	43045-5212				02	43045-5214
04	43045-5412		04	43045-5413	04	43045-5414
06	43045-5612		06	43045-5613	06	43045-5614
08	43045-5812		08	43045-5813	08	43045-5814
10	43045-6012		10	43045-6013	10	43045-6014
12	43045-6212		12	43045-6213	12	43045-6214
14	43045-6412		14	43045-6413	14	43045-6414
16	43045-6612				16	43045-6614
18	43045-6812				18	43045-6814
20	43045-7012				20	43045-7014
22	43045-7212					
24	43045-7412		24	43045-7413	24	43045-7414



REVERSE FINISH A EC NO: UCP2016-0464 DRWN:JDOX 2015/08/20 CHKD:SSOUSEK 2015/08/20 APPR:FSMLTH 2015/11/19	QUALITY SYMBOLS ∇=0 ∇=0 ∇=0	GENERAL TOLERANCES (UNLESS SPECIFIED) mm INCH 4 PLACES ± --- ± --- 3 PLACES ± --- ± .010 2 PLACES ± 0.25 ± .014 1 PLACE ± 0.36 ± --- 0 PLACE ± ±	DIMENSION STYLE IN/MM DRAWN BY DATE RHOLTS 2004/07/22 CHECKED BY DATE LSCMHMTD 2004/07/22 APPROVED BY DATE FSMITH 2004/07/22	SCALE NONE DESIGN UNITS METRIC	THIRD ANGLE PROJECTION	
		ANGULAR ±1/2° DRAFT WHERE APPLICABLE MUST REMAIN WITHIN DIMENSIONS	MATERIAL NO. SEE CHART	TITLE MICRO FIT (3.0) DUAL ROW VERTICAL THRU HOLE HEADER ASSY, LEADFREE	DOCUMENT NO. SD-43045-020	SHEET NO. 1 OF 1
		THIS DRAWING CONTAINS INFORMATION THAT IS PROPRIETARY TO MOLEX INCORPORATED AND SHOULD NOT BE USED WITHOUT WRITTEN PERMISSION				
		molex				



NOTE : (2) POLARIZATION PEGS ARE SHOWN. HOWEVER, ASSEMBLIES MAY BE MANUFACTURED WITH (1) PEG ONLY.



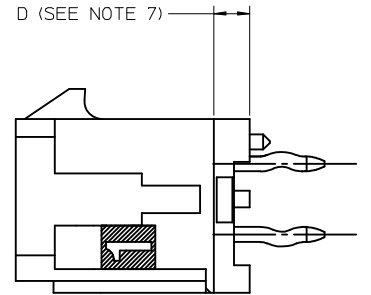
PCB LAYOUT: COMPONENT SIDE
RECOMMEND PCB THICKNESS: .062/1.57

CKTS	A	B	C
02	.262		.236
	6.65	NA	6.00
04	.380	.118	.354
	9.65	3.00	9.00
06	.498	.236	.472
	12.65	6.00	12.00
08	.616	.354	.591
	15.65	9.00	15.00
10	.734	.472	.709
	18.65	12.00	18.00
12	.852	.591	.827
	21.65	15.00	21.00
14	.970	.709	.945
	24.65	18.00	24.00
16	1.088	.827	1.063
	27.65	21.00	27.00
18	1.206	.945	1.181
	30.65	24.00	30.00
20	1.325	1.063	1.299
	33.65	27.00	33.00
22	1.443	1.181	1.417
	36.65	30.00	36.00
24	1.561	1.299	1.535
	39.65	33.00	39.00

NOTES:

- HOUSING MATERIAL: GLASS FILLED LIQUID CRYSTAL POLYMER, UL94V-0. COLOR: BLACK
TERMINAL MATERIAL: BRASS ALLOY
- FINISH:
A = .000060/(0.00152) MIN. REFLOWED MATTE TIN OVER .000050/(0.00127) MIN. NICKEL PLATE. (FINISH IS BRIGHT IN APPEARANCE, THICKNESS AS APPLIED PRIOR TO REFLOW)
B = .000015/(0.00038) MIN. SELECT GOLD IN CONTACT AREA; .000100/(0.00254) MIN. SELECT MATTE TIN ON SOLDER TAILS; BOTH OVER .000050/(0.00127) MIN. NICKEL PLATE.
C = .000030/(0.00076) MIN. SELECT GOLD IN CONTACT AREA; .000100/(0.00254) MIN. SELECT MATTE TIN ON SOLDER TAILS; BOTH OVER .000050/(0.00127) MIN. NICKEL PLATE.
- PRODUCT SPECIFICATION: PS-43045
- TRAY PACKAGED: SEE MOLEX DRAWING PK-70873-0314
- MATES WITH MICRO FIT (3.0) RECEPTACLE SERIES 43025
- THE PRIMARY SHIPPING CARTON WILL BE LABELED, "COMPLIANT TO RoHS DIRECTIVE 2002/95/EC AND ELV ANNEX II OF DIRECTIVE 2000/53/EC." ASSEMBLIES WILL BE COMPLIANT TO THE RoHS AND ELV (LEAD-FREE) DIRECTIVES.
- CIRCUIT SIZES 2-6: "D" IS .265/6.74 FOR .010/0.25 STEP
CIRCUIT SIZES 8-24: "D" IS .063/1.60 FOR .010/0.25 STEP.
- THIS PART CONFORMS TO CLASS B REQUIREMENTS OF COSMETIC SPECIFICATION PS-45499-002.

	FINISH A		FINISH B		FINISH C	
CKTS	MATERIAL NO:	CKTS	MATERIAL NO:	CKTS	MATERIAL NO:	
02	43045-5212			02	43045-5214	
04	43045-5412	04	43045-5413	04	43045-5414	
06	43045-5612	06	43045-5613	06	43045-5614	
08	43045-5812	08	43045-5813	08	43045-5814	
10	43045-6012	10	43045-6013	10	43045-6014	
12	43045-6212	12	43045-6213	12	43045-6214	
14	43045-6412	14	43045-6413	14	43045-6414	
16	43045-6612			16	43045-6614	
18	43045-6812			18	43045-6814	
20	43045-7012			20	43045-7014	
22	43045-7212					
24	43045-7412	24	43045-7413	24	43045-7414	



REVERSE FINISH A EC NO: UCP2016-0464 DRWN:JDOX 2015/08/20 CHKD:SSOUSEK 2015/08/20 APPR:FSMLTH 2015/11/19	QUALITY SYMBOLS ∇=0 ∇=0 ∇=0	GENERAL TOLERANCES (UNLESS SPECIFIED) <table border="1"> <tr> <th></th> <th>mm</th> <th>INCH</th> </tr> <tr> <td>4 PLACES ±</td> <td>---</td> <td>±.010</td> </tr> <tr> <td>3 PLACES ±</td> <td>---</td> <td>±.014</td> </tr> <tr> <td>2 PLACES ±</td> <td>0.25</td> <td>±.014</td> </tr> <tr> <td>1 PLACE ±</td> <td>0.36</td> <td>±.014</td> </tr> <tr> <td>0 PLACE ±</td> <td></td> <td>±</td> </tr> </table>		mm	INCH	4 PLACES ±	---	±.010	3 PLACES ±	---	±.014	2 PLACES ±	0.25	±.014	1 PLACE ±	0.36	±.014	0 PLACE ±		±	DIMENSION STYLE IN/MM	SCALE NONE	DESIGN UNITS METRIC	THIRD ANGLE PROJECTION
				mm	INCH																			
			4 PLACES ±	---	±.010																			
			3 PLACES ±	---	±.014																			
2 PLACES ±	0.25	±.014																						
1 PLACE ±	0.36	±.014																						
0 PLACE ±		±																						
DRAWN BY: RHOLTS DATE: 2004/07/22 CHECKED BY: LSCMHMT DATE: 2004/07/22 APPROVED BY: FSMTH DATE: 2004/07/22		MATERIAL NO. SEE CHART		DOCUMENT NO. SD-43045-020		SHEET NO. 1 OF 1																		
DRAFT WHERE APPLICABLE MUST REMAIN WITHIN DIMENSIONS																								
THIS DRAWING CONTAINS INFORMATION THAT IS PROPRIETARY TO MOLEX INCORPORATED AND SHOULD NOT BE USED WITHOUT WRITTEN PERMISSION																								