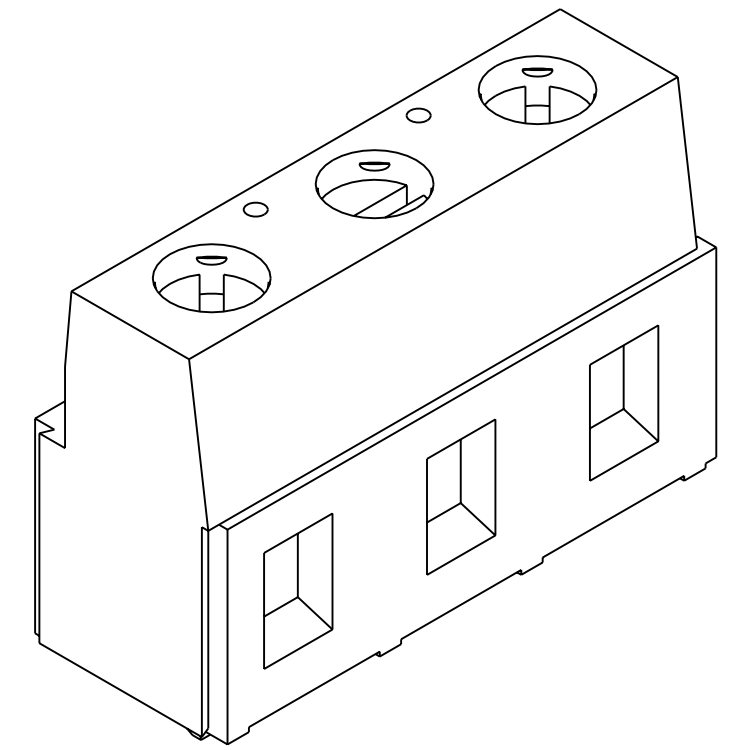
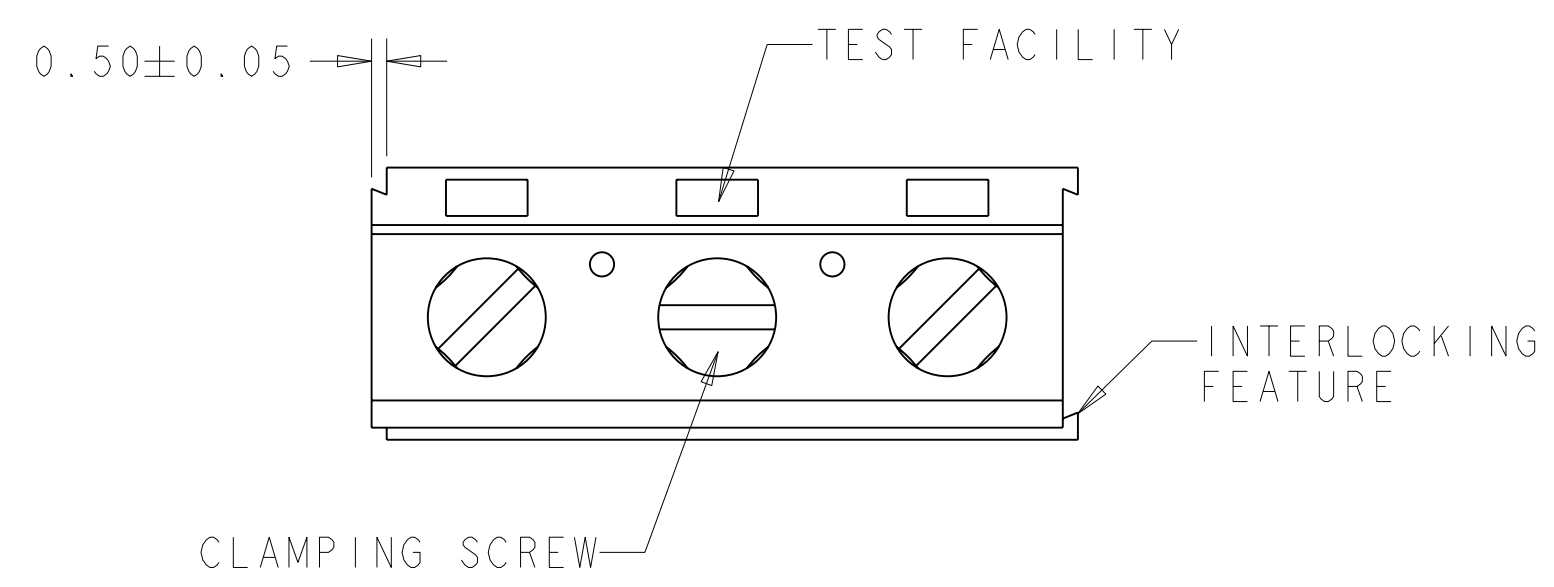


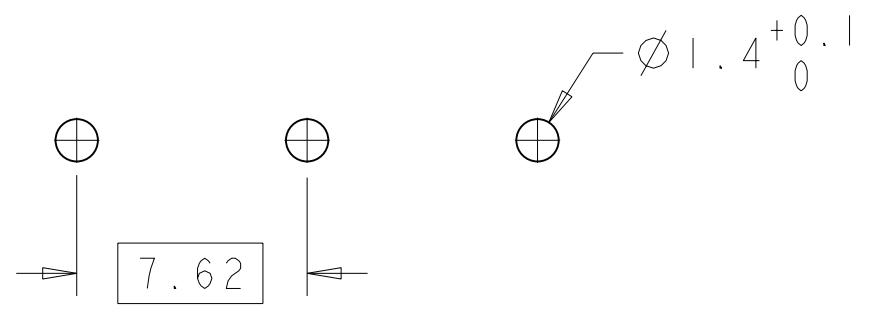
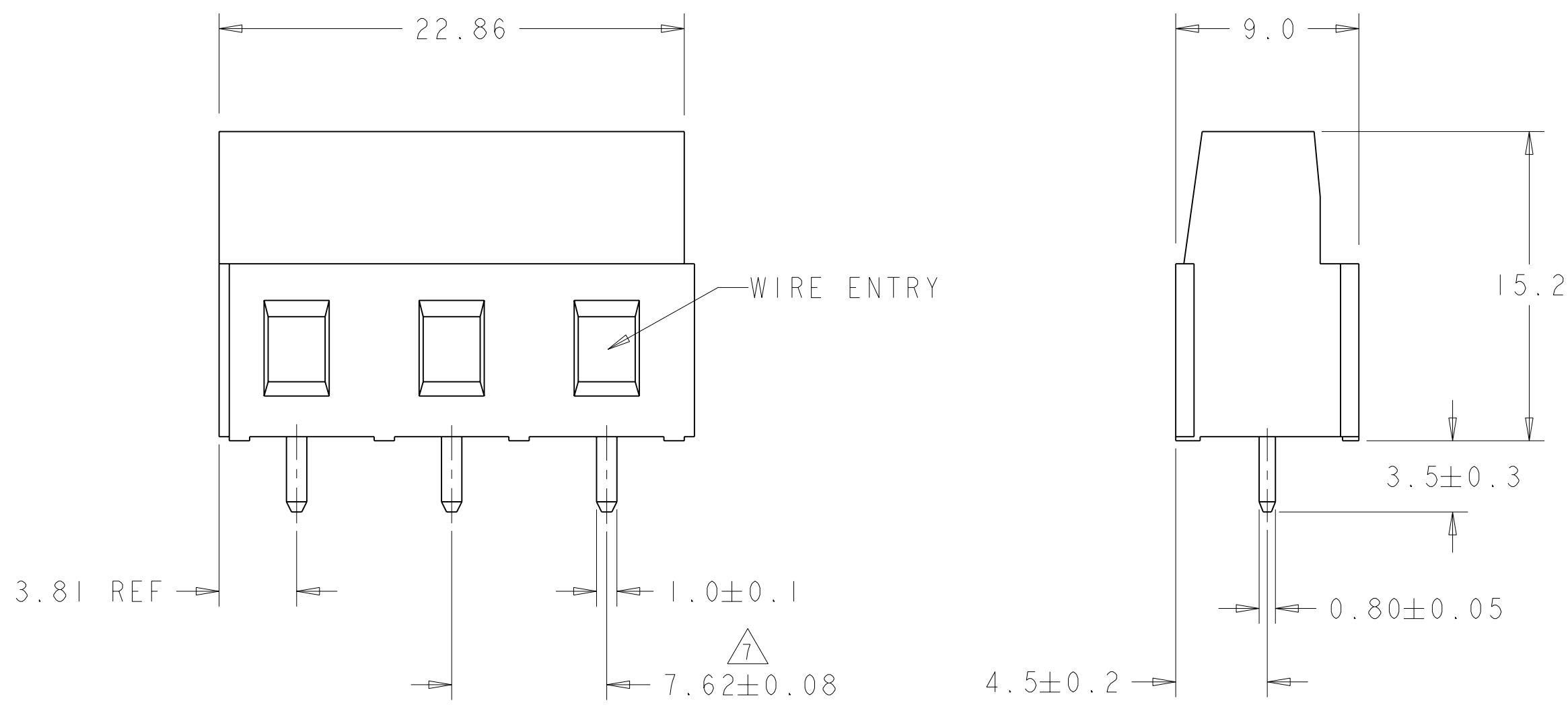
THIS DRAWING IS UNPUBLISHED. RELEASED FOR PUBLICATION 20  
 © COPYRIGHT 20 BY TYCO ELECTRONICS CORPORATION. ALL RIGHTS RESERVED.

LOC		DIST		REVISIONS			
P	LTR	DESCRIPTION	DATE	DWN	APVD		
	A	RELEASED ECO-06-007696	31MAR2006	SW	CR		



1776811-3 AS SHOWN

- 1. MATERIALS AND FINISH  
 HOUSING: PA 6-6, UL 94-V0, COLOR: BLACK.  
 CLAMP: BRASS, NICKEL PLATED.  
 TERMINAL: BRASS, TIN PLATED.  
 CLAMPING SCREW: M3, BRASS, NICKEL PLATED.
  - 2. SUITABLE FOR 1.6-2.4mm PCB THICKNESS.
  - 3. END-TO-END STACKABLE W/ INTERLOCK WITHOUT LOSS OF CENTERLINE SPACING.
  - 4. WIRE SIZE RANGE: 12-30 AWG
  - 5. RECOGNIZED UNDER THE COMPONENT PROGRAM OF UNDERWRITERS LABORATORIES INC. FILE NO E60677.
  - 6. IMQ CERTIFICATE WITH SURVEILLANCE IN CONFORMITY WITH IEC 998-1 / 998-2-1.
- △ NOT CUMULATIVE TOLERANCE.



RECOMMENDED PC BOARD LAYOUT

3	1776811-3
NO OF POSN	PART NUMBER

THIS DRAWING IS A CONTROLLED DOCUMENT FOR TYCO ELECTRONICS CORPORATION. IT IS SUBJECT TO CHANGE AND THE CONTROLLING ENGINEERING ORGANIZATION SHOULD BE CONTACTED FOR THE LATEST REVISION.		DWN S. WELDON 31MAR2006	Tyco Electronics Harrisburg, PA 17105-3608	
DIMENSIONS: mm		CHK C. RICHARD 31MAR2006	NAME	
TOLERANCES UNLESS OTHERWISE SPECIFIED:		APVD C. RICHARD 31MAR2006	TERMINAL BLOCK PCB MOUNT SIDE WIRE ENTRY, STACKING INTERLOCK, 7.62mm PITCH	
0 PLC ±	1 PLC ±.3	PRODUCT SPEC	SIZE	CAGE CODE
2 PLC ±.25	3 PLC ±	108-20166	A2	00779
4 PLC ±	ANGLES ±	APPLICATION SPEC	DRAWING NO	RESTRICTED TO
		114-20079	C=1776811	-
MATERIAL △	FINISH △	WEIGHT	SCALE	SHEET
			2:1	1 OF 1
CUSTOMER DRAWING			REV	A