




**SPECIFICATION SHEET**

<b>SPECIFICATION SHEET NO.</b>	P1110- XY24M00000S408
<b>DATE</b>	Nov. 10, 2022
<b>REVISION</b>	A0
<b>DESCRIPTION</b>	SMD Crystal, 1612 Type, L1.6*W1.2*H0.4mm, 4 Pads, CM11 series, 24.000MHz, +/-10ppm, CL 8pF, Stability +/-15ppm @Operating Temp. Range -40°C ~+85°C, ESR 80 ohm Max, Reflow Profile Condition 260 °C Max. Tape/Reel, 3000pcs/Reel RoHS/RoHS III compliant
<b>CUSTOMER</b>	
<b>CUSTOMER PART NUMBER</b>	
<b>CROSS REF. PART NUMBER</b>	
<b>ORIGINAL PART NUMBER</b>	TGS CM11 24M0A10-8-15-40-80 TLF
<b>PART CODE</b>	XY24M00000S408

<b>VENDOR APPROVE</b>			
Issued/Checked/Approved			
DATE: Nov. 10, 2022			

<b>CUSTOMER APPROVE</b>	
DATE:	

11/10/2022

**MHZ SMD CRYSTAL 1612 TYPE 4 PADS**

**MAIN FEATURE**

- Extra SMD Package, Seam Sealed Ceramic-Metal, 4pads
- 1612 Type, L1.6\*W1.2\*H0.4mm, 4 Pads,
- Low cost, High precision, High frequency stability
- Reflow Profile Condition 260 °C Max.
- Cross more competitors part
- RoHS/RoHS III compliant



**APPLICATION**

- Bluetooth, wireless communication set
- Communication Electronics

**PART CODE GUIDE**

**RFQ**

[Request For Quotation](#)


XY	24M00000	S	408
1	2	3	4

- 1) XY: Part family Code for SMD Crystal, 1612 Type, L1.6\*W1.2\*H0.4mm, 4 Pads (CM11)
- 2) 24M00000: Frequency range code for 24.000MHz
- 3) S: SMD type, Package Tape/Reel, 3000pcs/Reel
- 4) 408: Specification code for original part No.: **TGS CM11 24M0A10-8-15-40-80 TLF**

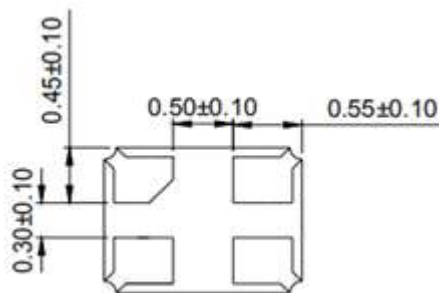
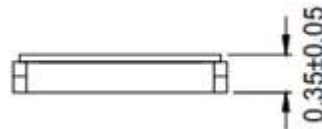
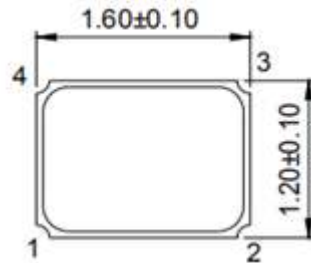
**MHZ SMD CRYSTAL 1612 TYPE 4 PADS**

**DIMENSION (Unit: mm)**

Image for reference



CM11



**Marking 1**

Line 1: Frequency Range

or

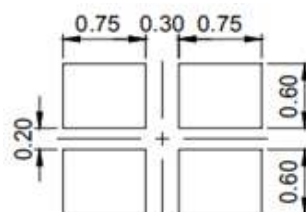
**Marking**

Internal Control Code

**Connection**

- #1 In/Out
- #2 Ground
- #3 Out/In
- #4 Ground

**Recommend Solder pattern**



**MHZ SMD CRYSTAL 1612 TYPE 4 PADS**
**ELECTRICAL PARAMETERS**

Parameter	Part No. Symbol	Units	Value			Condition
			Min.	Typical	Max.	
Original Manufacturer	TGS	TGS Crystals				
Holder Type	CM11	SMD Crystal, 1612 Type, L1.6*W1.2*H0.4mm, 4 Pads				
Frequency Range	24M0	MHz	24.0			
Mode of Oscillation	A	AT Fundamental				
Frequency Tolerance	10	ppm	-10		10	@25°C
Load Capacitance	-8	pF	8			
Stability over Operation Temperature	-15	ppm	-15		+15	
Operation Temperature	-40	°C	-40		+85	
Storage Temperature		°C	-55		+125	
Equivalent Series Resistance (ESR)	-80	Ω			80	
Drive Level		μW			100	
Shunt Capacitance (C0)		pF	0		7.0	
Motional Capacitance (C1)		fF	N/A			
DLD2		Ω	N/A			
FLD2		ppm	N/A			
RDL2		Ω	N/A			
SPDB		dB	N/A			
Aging		ppm/year			±3	@1 <sup>st</sup> year
Insulation Resistance		MΩ	500			@100VDC ± 15VDC
Others	Package	T	Tape/Reel, 3000pcs/Reel			
	RoHS Status	LF	RoHS III compliant			
	Add Value		-			
	Internal Control Code *		Internal Control code			

 Note: 1) Original Part Number: **TGS CM11 24M0A10-8-15-40-80 TLF**

2) \* Internal Control Code- 2 letter or digits; Blank: N/A

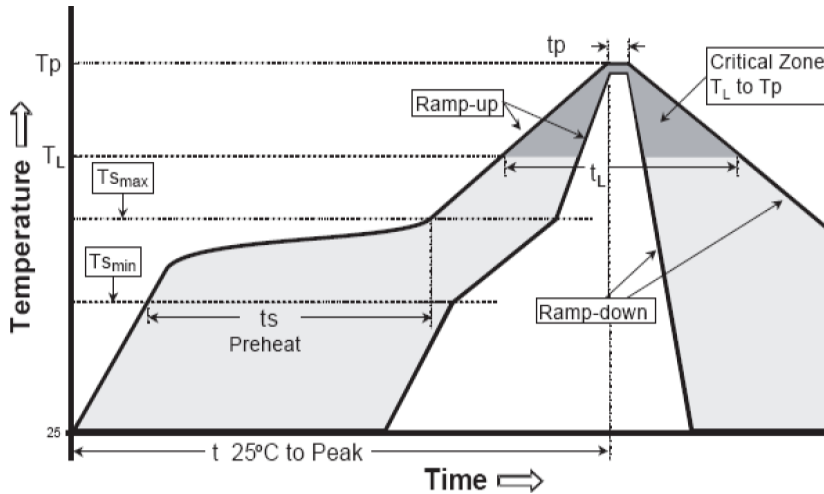
11/10/2022

4

**MHZ SMD CRYSTAL 1612 TYPE 4 PADS**

**RELIABILITY**

Test Items	Test Method And Conditions	Reference Documents
High Temperature High Humidity Storage	Temperature: 85°C±3°C Relative Humidity:85%RH Time: 96 Hours	JIS C5023
High Temperature Storage	Temperature: 125°C±3°C Time: 96 Hours.	MIL-STD-883E Method 1005.8
Low Temperature Storage	Temperature: -40°C±3°C Time: 96 Hours.	MIL-STD-883E Method 1013
Thermal Shock	Temperature 1: -55°C±5°C Temperature 2: 85°C±5 °C Temperature change between T1 and T2 5 min 10cycles maintain T1 and T2 for 30 minutes each cycle	MIL-STD-202F Method 107 Condition A
Resistance to Solder Heat	Solder Temperature: 260°C±5°C Time: 10±1 Seconds	MIL-STD-202F Method 210E
Solderability	The solder pot temperature is 245±5°C , dwell time 5±0.5sec	J-STD-002B
Drop Test	3 Times Free Fall from 50cm height table to 3cm thickness hard wood board	J-STD-002B
Mechanical Shock	Half sine wave,1000 G 3 Times for all 3 directions(X,Y Z)	MIL STD 202F Method 213B
Vibration	Frequency Range: 10Hz ~ 55Hz Amplitude: 0.75mm 2 Hours in each direction, total 6 Hours	MIL-STD-883E Method 2007.3
Leakage Test	Take measurements with a helium Leakage detector Leakage Rate≤1×10 <sup>-3</sup> Pa cm <sup>3</sup> /s	MIL-STD-883E

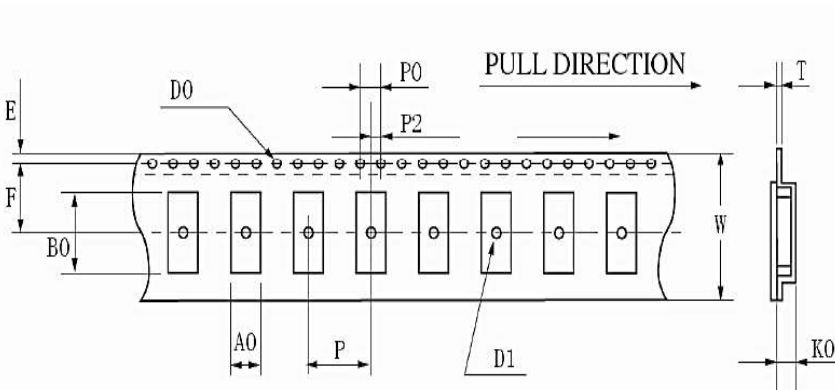
**MHZ SMD CRYSTAL 1612 TYPE 4 PADS**
**SUGGESTED REFLOW PROFILE (For Reference Only)**


<b>Profile Feature</b>		Pb-Free Assembly
<b>Average Ramp-up Rate (Ts Max to Tp)</b>		3°C/second Max
<b>Preheat</b>	<b>Temperature Min (Ts Min.)</b>	125°C
	<b>Temperature Max (Ts Max.)</b>	200°C
	<b>Time (ts Min. to ts Max.)</b>	60 ~ 180 seconds
<b>Time maintained above</b>	<b>Temperature (Tl)</b>	217°C
	<b>Time (tL)</b>	60 ~ 150 seconds
<b>Peak/Classification Temperature (Tp)</b>		260 °C
<b>Time within 5°C of actual Peak Temperature (tp)</b>		20 ~ 40 seconds
<b>Ramp-down rate</b>		6 °C /Second Max.
<b>Time 25 °C to Peak Temperature</b>		8 minutes Max.
<b>Suggest reflow times</b>		3 Times Max.

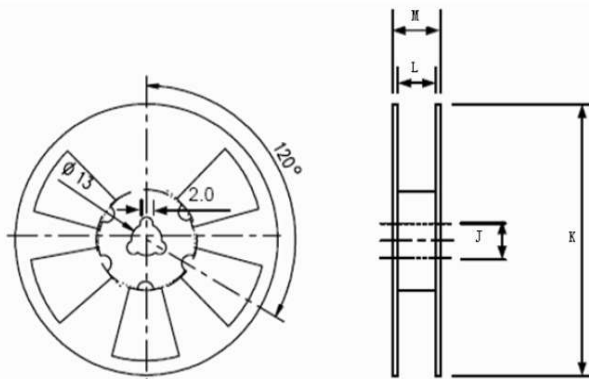
**MHZ SMD CRYSTAL 1612 TYPE 4 PADS**

**TAPE/REEL (Unit: mm)**

All Devices are packed in accordance with EIA standard RS-481-2 and specifications, 3000pcs/Reel



W	8.00+/-0.2
E	1.75+/-0.1
F	3.5+/-0.05
T	0.25+/-0.05
P	4.0+/-0.1
P0	4.0+/-0.1
P2	2.0+/-0.1
D0	Ø1.55+0.05
D1	Ø1.0+0.05
A0	1.2+/-0.1
K0	0.70+/-0.1
B0	1.85+/-0.1



DIMENSIONS	J	K	L	M	pcs/Reel (unit:mm)
	13	178	8	11.5	Standard Reel Quality is 3,000pcs per reel

**DISCLAIMER**

NextGen Components, Inc. reserves the right to make changes to the product(s) and or information contained herein without notice. No liability is assumed as a result of their use or application. No rights under any patent accompany the sale of any such product(s) or information.