



Miniature circuit breaker 400 V 10kA, 3+N-pole, D, 6 A, D=70 mm

Model	
product brand name	SENTRON
product designation	Miniature circuit breaker
General technical data	
number of poles	4
design of pole	3P+N
tripping characteristic class	D
mechanical service life (switching cycles) / typical	10 000
overvoltage category	III
degree of pollution	3
Voltage	
type of voltage / of the operating voltage	AC
insulation voltage (U _i)	
• with single-phase operation / at AC / rated value	440 V
• with multi-phase operation / at AC / rated value	440 V
supply voltage / with single-phase operation / at AC / rated value	230 V
Supply voltage	
supply voltage	
• at AC / rated value	400 V
value range / of the supply voltage frequency	50/60 Hz
operating voltage / at DC / rated value / maximum	72 V
Protection class	
protection class IP	IP20, with connected conductors
Switching capacity	
switching capacity current	
• at DC / according to IEC 60947-2 / rated value	15 kA
• according to EN 60898 / rated value	10 kA
• according to IEC 60947-2 / rated value	35 kA
Dissipation	
power loss [W] / for rated value of the current / at AC / in hot operating state / per pole	1.6 W
Current	
operational current	
• at 35 °C / rated value	6 A
• at 40 °C / rated value	5.71 A
• at 45 °C / rated value	5.56 A
• at 50 °C / rated value	5.41 A
• at 55 °C / rated value	5.25 A

<ul style="list-style-type: none"> at 60 °C / rated value at AC / rated value 	5.09 A 6 A
suitability for operation	Mechanical engineering / industry
Product details	
product component	
<ul style="list-style-type: none"> combined terminal top combined terminal bottom neutral conductor switching 	Yes Yes Yes
product feature	
<ul style="list-style-type: none"> properties for main switches in accordance with EN 60204-1 halogen-free sealable silicon-free 	Yes Yes Yes Yes
product extension / installable / supplementary devices	Yes
Short circuit	
breaking capacity short-circuit current (I _{cn})	
<ul style="list-style-type: none"> at AC / according to UL 1077 and CSA C22.2 No.235 	5 kA
Connections	
connectable conductor cross-section / solid	
<ul style="list-style-type: none"> minimum maximum 	0.75 mm ² 35 mm ²
connectable conductor cross-section / stranded	
<ul style="list-style-type: none"> minimum maximum 	0.75 mm ² 35 mm ²
connectable conductor cross-section / finely stranded / with core end processing	
<ul style="list-style-type: none"> minimum maximum 	0.75 mm ² 25 mm ²
AWG number / as coded connectable conductor cross section	
<ul style="list-style-type: none"> minimum maximum 	18 4
tightening torque [lbf-in] / with screw-type terminals	
<ul style="list-style-type: none"> minimum maximum 	22 lbf-in 31 lbf-in
tightening torque / with screw-type terminals	
<ul style="list-style-type: none"> minimum maximum 	2.5 N·m 3.5 N·m
position / of power supply cord	Any
Mechanical Design	
height	90 mm
width	72 mm
depth	76 mm
installation depth	70 mm
number of modular width units	4
fastening method	Quick assembly system
mounting position	any
net weight	617 g
Environmental conditions	
influence of the surrounding temperature	max. 95% to 55°C, max. 55% to 70°C, max. 35% to 75°C
standard	IEC / EN 60898-1, IEC / EN 60947-2 / UL1077
vibration resistance / according to IEC 60068-2-6	±1mm at 5 to 25Hz; 50m/s ² at 25 to 150Hz
ambient temperature / during operation	
<ul style="list-style-type: none"> minimum maximum 	-40 °C 70 °C
ambient temperature / during storage	
<ul style="list-style-type: none"> minimum maximum 	-40 °C 75 °C

number of test cycles / for environmental testing / according to IEC 60068-2-30	6
---	---

Certificates

reference code	
<ul style="list-style-type: none"> • according to EN 61346-2 • according to IEC 81346-2 	F F

General Product Approval



[Confirmation](#)



[Miscellaneous](#)

General Product Approval	EMC	Declaration of Conformity	Test Certificates
--------------------------	-----	---------------------------	-------------------



[Miscellaneous](#)



[Miscellaneous](#)

Test Certificates	Marine / Shipping
-------------------	-------------------

[Special Test Certificate](#)



other	Railway
-------	---------

[Miscellaneous](#)

[Environmental Conformations](#)

[Vibration and Shock](#)

[Confirmation](#)

Further information

Information- and Downloadcenter (Catalogs, Brochures,...)

<http://www.siemens.com/lowvoltage/catalogs>

Industry Mall (Online ordering system)

<https://mall.industry.siemens.com/mall/en/en/Catalog/product?mlfb=5SY4606-8>

Service&Support (Manuals, Certificates, Characteristics, FAQs,...)

<https://support.industry.siemens.com/cs/ww/en/ps/5SY4606-8>

Image database (product images, 2D dimension drawings, 3D models, device circuit diagrams, ...)

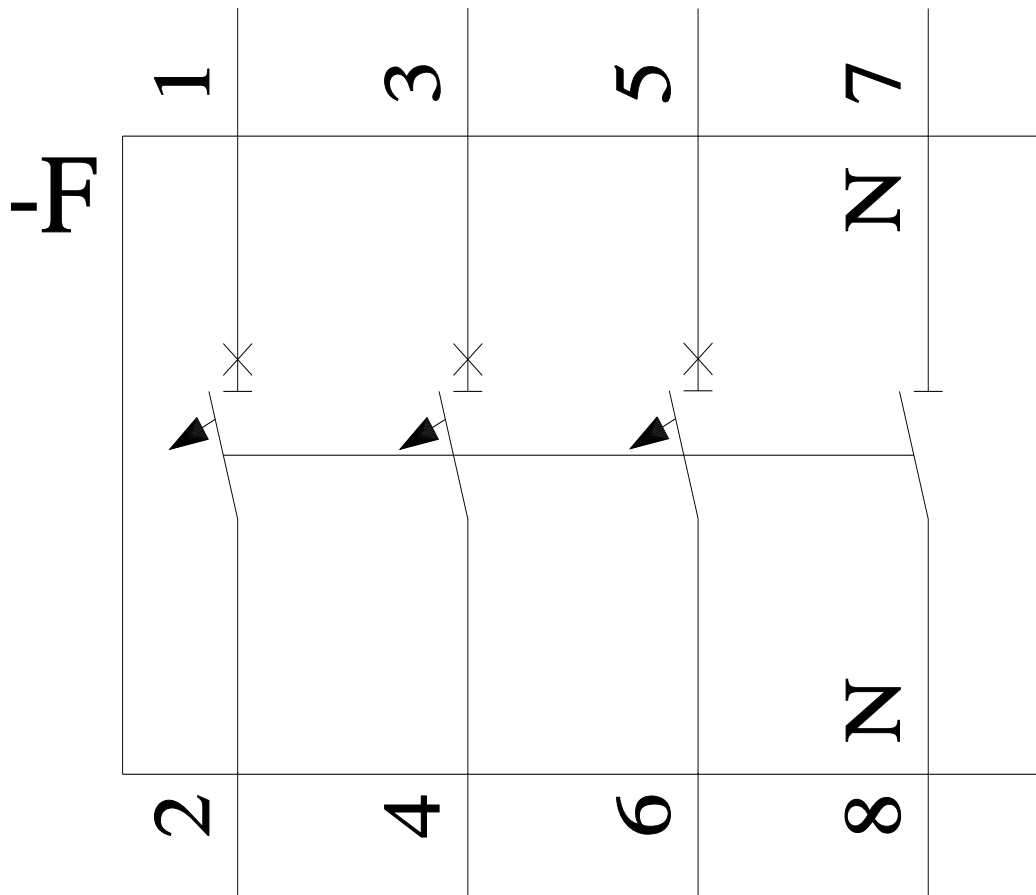
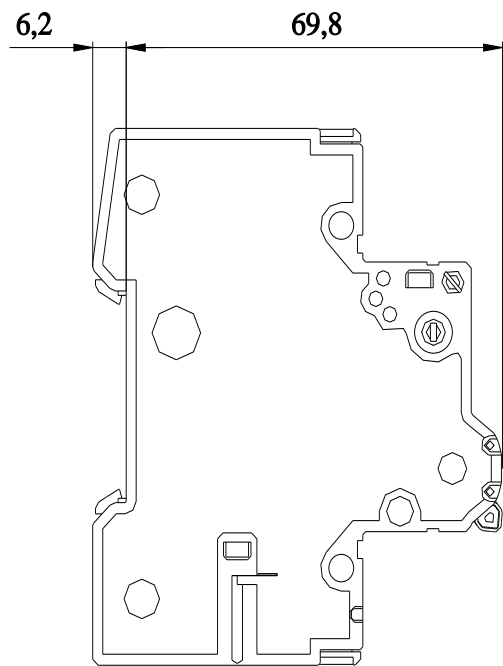
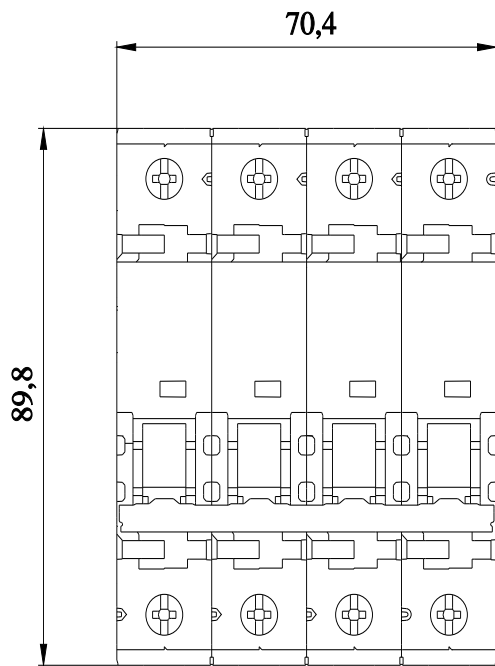
http://www.automation.siemens.com/bilddb/cax_en.aspx?mlfb=5SY4606-8

CAX-Online-Generator

<http://www.siemens.com/cax>

Tender specifications

<http://www.siemens.com/specifications>



CB

