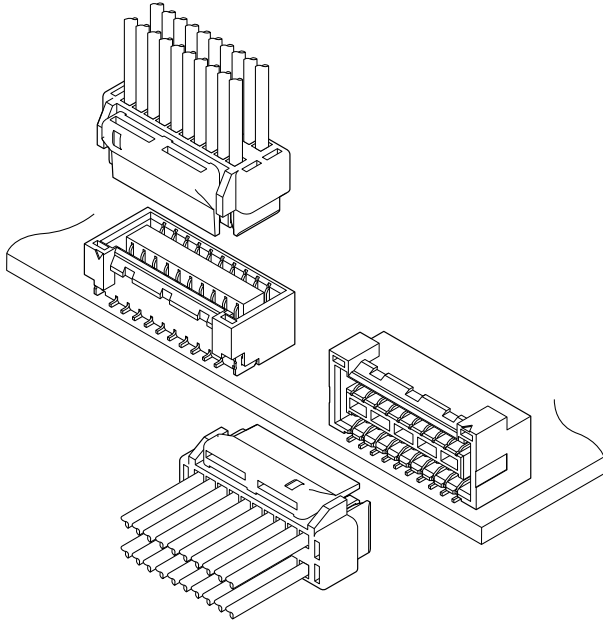


GHD CONNECTOR/GOLD-PLATED PRODUCT



1.25 mm pitch/Disconnectable Crimp style connectors



To meet the requirement of the high density mounting on PC board of flat panel TV, AV equipments etc., this connector is designed to the double-row type of 1.25 mm pitch. Its operability is very well, in spite of the small size.

- Secure lock device
- Low insertion force
- Prevention of contact deformation
- Suction area for picking up

Specifications

- Current rating: 1.0 A AC, DC (AWG #26)
- Voltage rating: 50 V AC, DC
- Temperature range: -25°C to +85°C
(including temperature rise in applying electrical current)
- Contact resistance:
 - Initial value/ Top entry type: 30 mΩ max.
 - Side entry type: 50 mΩ max
 - After environmental tests/ Top entry type: 50 mΩ max.
 - Side entry type: 70 mΩ max
- Insulation resistance: 100 MΩ min.
- Withstanding voltage: 500 VAC/minute
- Applicable wire: Conductor size/ AWG #32 to #26
Insulation O.D./ 0.4 to 1.0 mm

* In using the products, refer to "Handling Precaution for Terminal and Connector" described on our website (Technical documents of Product information page)

* Contact JST for details.

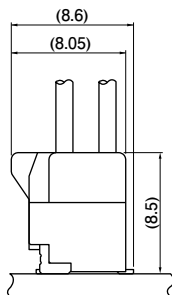
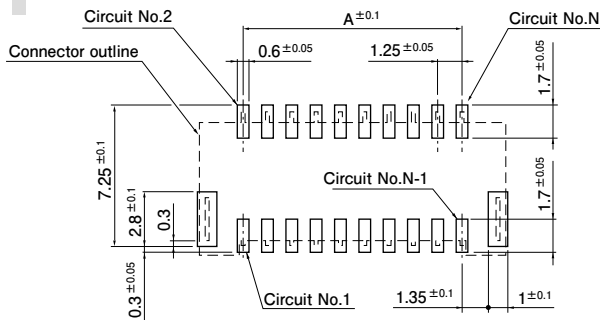
* RoHS2 compliance.

Standards

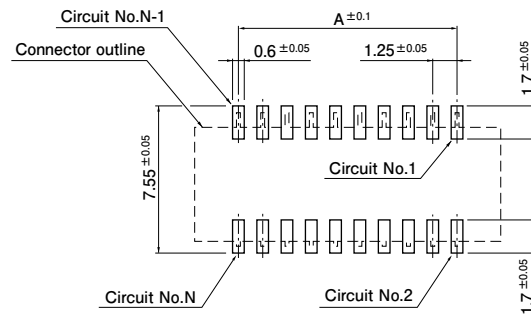
Recognized E60389

PC board layout and Assembly layout

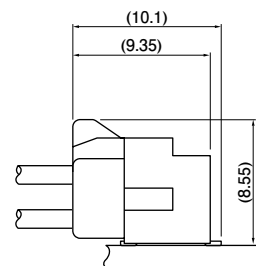
Top entry type



Side entry type



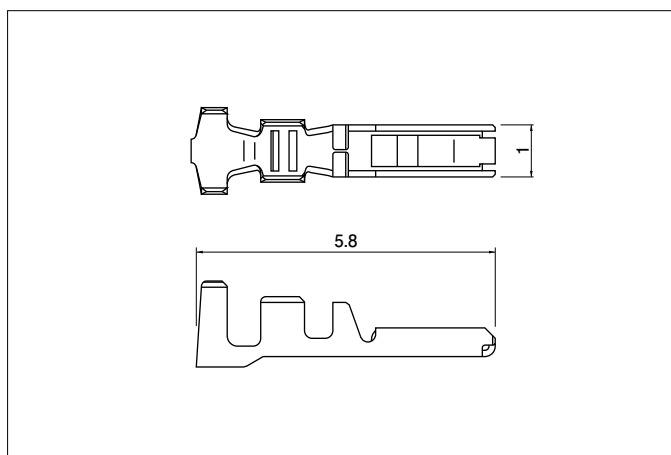
(Mating side faces to this side)



Note: 1. The above figure is the figure viewed from the connector mounting side
2. Tolerance for the centers of pattern on PCB is ± 0.05, and shall be not cumulative more than ± 0.1.
The dimensions above should serve as a guideline. Contact JST for details.

GHD CONNECTOR/GOLD-PLATED PRODUCT

Contact



Model No.	Applicable wire		Insulation O.D. (mm)	Q'ty/reel
	mm ²	AWG#		
SGHD-002GA-P0.2	0.05 to 0.13	30 to 26	0.76 to 1.0	20,000
SGHD-003GA-P0.2	0.032 to 0.08	32 to 28	0.4 to 0.8	28,000

Material and Finish

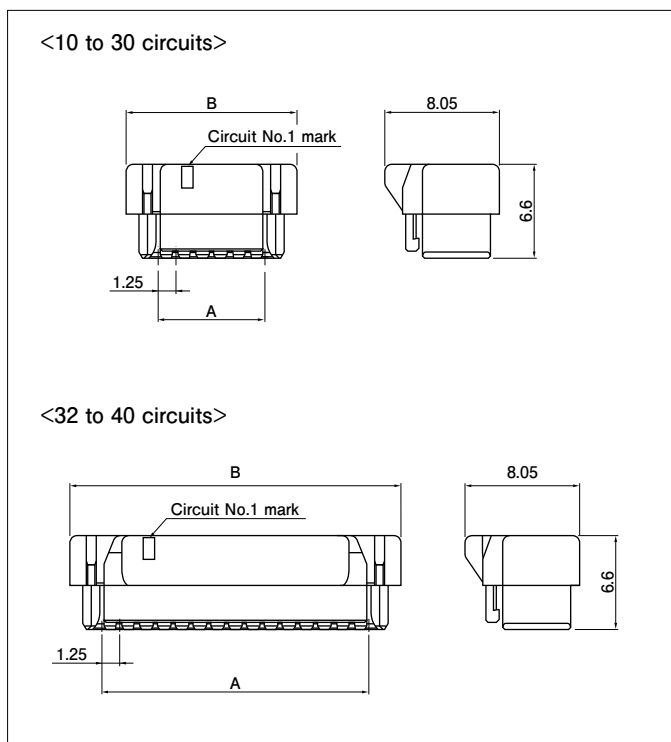
Phosphor bronze, nickel-undercoated, selective gold-plated

RoHS2 compliance

Contact	Crimping machine	Applicator		
		Crimp applicator	Dies	Crimp applicator with dies
SGHD-002GA-P0.2	AP-K2N	MKS-L-10-3	MK/SSHL-002-02	APLMK SSSL002-02
		—	—	—
SGHD-003GA-P0.2	—	MKS-L-10-3	MK/SGHD-003-02	APLMK SGHD003-02
		—	—	—

Note: Contact JST for fully automatic crimping applicator.

Housing



No. of circuits	Model No.	Dimensions (mm)		Q'ty/bag
		A	B	
10	GHDR-10V-S-1 (F)	5.00	9.50	1,000
12	GHDR-12V-S-1 (F)	6.25	10.75	1,000
14	GHDR-14V-S-1 (F)	7.50	12.00	1,000
16	GHDR-16V-S-1 (F)	8.75	13.25	1,000
18	GHDR-18V-S-1 (F)	10.00	14.50	1,000
20	GHDR-20V-S-1 (F)	11.25	15.75	1,000
22	GHDR-22V-S-1 (F)	12.50	17.00	1,000
24	GHDR-24V-S-1 (F)	13.75	18.25	1,000
26	GHDR-26V-S-1 (F)	15.00	19.50	1,000
28	GHDR-28V-S-1 (F)	16.25	20.75	1,000
30	GHDR-30V-S-1 (F)	17.50	22.00	1,000
32	GHDR-32V-S-1 (F)	18.75	23.25	1,000
36	GHDR-36V-S-1 (F)	21.25	25.75	1,000
38	GHDR-38V-S-1 (F)	22.50	27.00	1,000
40	GHDR-40V-S-1 (F)	23.75	28.25	1,000

Material

PBT, UL94V-0, natural (white)

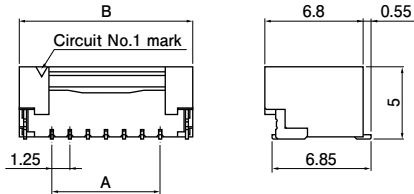
RoHS2 compliance

GHD CONNECTOR/GOLD-PLATED PRODUCT

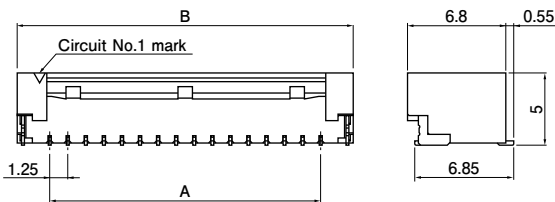
Header

Top entry type

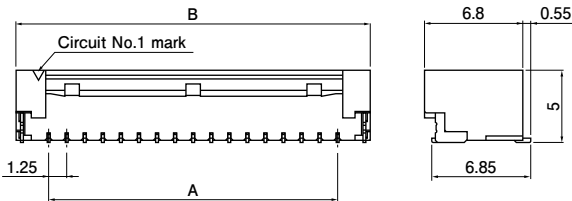
<10 to 14 circuits>



<16 to 32 circuits>

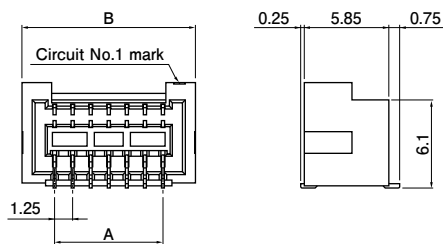


<36 to 40 circuits>

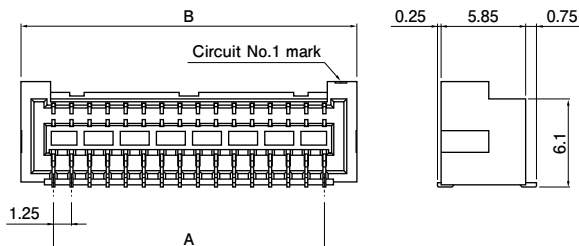


Side entry type

<10 to 14 circuits>



<16 to 40 circuits>



No. of circuits	Model No.	Dimensions (mm)		Q'ty/reel
		A	B	
10	BM10B-GHDS-G-TF	5.00	9.50	1,250
12	BM12B-GHDS-G-TF	6.25	10.75	1,250
14	BM14B-GHDS-G-TF	7.50	12.00	1,250
16	BM16B-GHDS-G-TF	8.75	13.25	1,250
18	BM18B-GHDS-G-TF	10.00	14.50	1,250
20	BM20B-GHDS-G-TF	11.25	15.75	1,250
22	BM22B-GHDS-G-TF	12.50	17.00	1,250
24	BM24B-GHDS-G-TF	13.75	18.25	1,250
26	BM26B-GHDS-G-TF	15.00	19.50	1,250
28	BM28B-GHDS-G-TF	16.25	20.75	1,250
30	BM30B-GHDS-G-TF	17.50	22.00	1,250
32	BM32B-GHDS-G-TF	18.75	23.25	1,250
36	BM36B-GHDS-G-TF	21.25	25.75	1,250
38	BM38B-GHDS-G-TF	22.50	27.00	1,250
40	BM40B-GHDS-G-TF	23.75	28.25	1,250

Material and Finish

Contact: Phosphor bronze, nickel-undercoated, gold-plated
Housing: PA 9T, UL94V-0, natural (ivory)
Reinforcement: Brass, copper-undercoated, tin-plated (reflow treatment)

RoHS2 compliance This product displays (LF)(SN) on a label.

PA 9T type

No. of circuits	Model No.	Dimensions (mm)		Q'ty/reel
		A	B	
10	SM10B-GHDS-A-GAN-TF	5.00	9.50	900
12	SM12B-GHDS-A-GAN-TF	6.25	10.75	900
14	SM14B-GHDS-A-GAN-TF	7.50	12.00	900
16	SM16B-GHDS-A-GAN-TF	8.75	13.25	900
18	SM18B-GHDS-A-GAN-TF	10.00	14.50	900
20	SM20B-GHDS-A-GAN-TF	11.25	15.75	900
22	SM22B-GHDS-A-GAN-TF	12.50	17.00	900
24	SM24B-GHDS-A-GAN-TF	13.75	18.25	900
26	SM26B-GHDS-A-GAN-TF	15.00	19.50	900
28	SM28B-GHDS-A-GAN-TF	16.25	20.75	900
30	SM30B-GHDS-A-GAN-TF	17.50	22.00	900
36	SM36B-GHDS-A-GAN-TF	21.25	25.75	900
38	SM38B-GHDS-A-GAN-TF	22.50	27.00	900
40	SM40B-GHDS-A-GAN-TF	23.75	28.25	900

Material and Finish

Contact: Phosphor bronze, nickel-undercoated, selective gold-plated
Housing: PA 9T, UL94V-0, natural (ivory)

RoHS2 compliance

Note: Unlisted in UL.

LCP type

No. of circuits	Model No.	Dimensions (mm)		Q'ty/reel
		A	B	
12	SM12B-GHDS-GAN-TF	6.25	10.75	900
20	SM20B-GHDS-GAN-TF	11.25	15.75	900
22	SM22B-GHDS-GAN-TF	12.50	17.00	900
30	SM30B-GHDS-GAN-TF	17.50	22.00	900

Material and Finish

Contact: Phosphor bronze, nickel-undercoated, selective gold-plated
Housing: LCP, UL94V-0, natural (ivory)

RoHS2 compliance

GHD CONNECTOR/GOLD-PLATED PRODUCT

Model number allocation

Contact

S GHD - 002 GA - P 0.2

Form: S...Strip form

Series name

Applicable wire range: 002...AWG #30 to #26
003...AWG #32 to #28

Surface finish: GA...Nickel-undercoated selective gold-plated

Material: P...Phosphor bronze

Terminal size

Housing

GHD R - 20 V - S - 1 (F)

Series name

Part name: Receptacle

No. of circuits

Flammability: V...UL94V-0

Color: S...Natural (White), LE...Light blue, MG...Moss green,
DPK...Dark pink

Supplementary symbol: -1...Modified shape
None...Initial shape
(only 12, 16, 20, 22, 30, 40 circuits)

Identification symbol

Header (Top entry type)

BM 20 B - GHD S - G - TF

Shape of assembled product:
SMT top entry type

No. of circuits

Part name: Header

Series name

Color: S...Natural (Ivory), LE...Light blue, MG...Moss green,
DPK...Dark pink

Surface finish: G...Nickel-undercoated gold-plated

Packaging style: TF...Embossed-taping

Header (Side entry type/PA 9T type)

SM 20 B - GHD S - A - GAN - TF

Shape of assembled product:
SMT side entry type

No. of circuits

Part name: Header

Series name

Color: S...Natural (Ivory)

Supplementary symbol: PA 9T type

Surface finish: GAN...Nickel-undercoated selective gold-plated

Packaging style: TF...Embossed-taping

Header (Side entry type/LCP type)

SM 20 B - GHD S - GAN - TF

Shape of assembled product:
SMT side entry type

No. of circuits

Part name: Header

Series name

Color: S...Natural (Ivory)

Surface finish: GAN...Nickel-undercoated selective gold-plated

Packaging style: TF...Embossed-taping