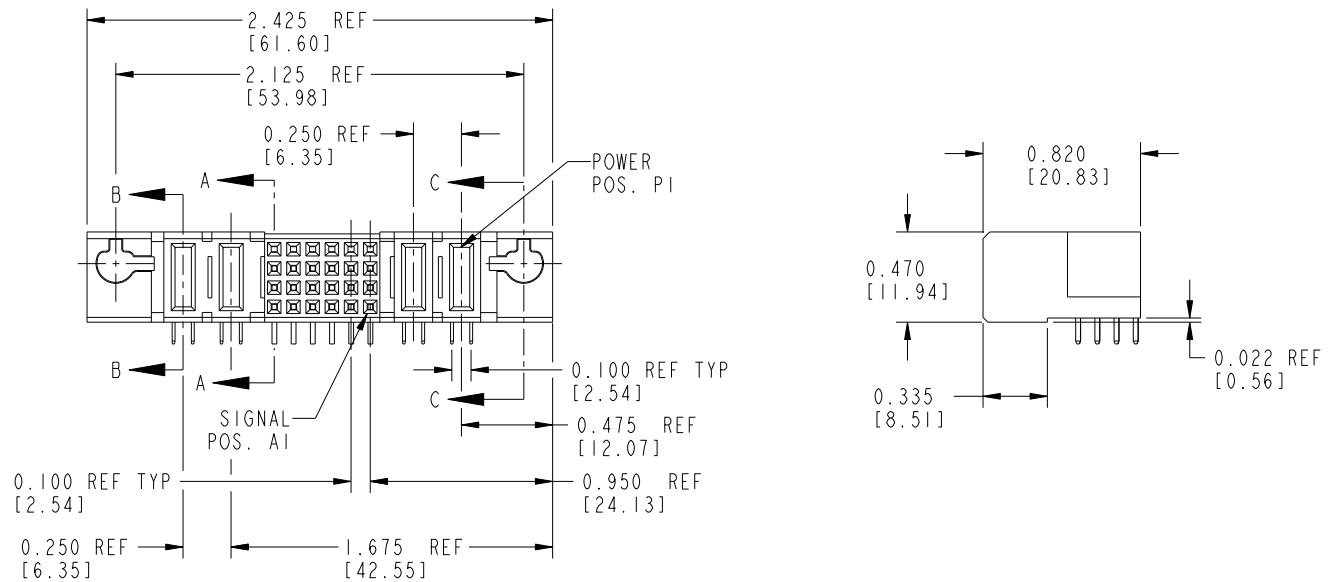


Tous droits strictement réservés. Reproduction ou communication a des tiers interdite sous quelque forme que ce soit sans autorisation écrite du propriétaire. Propriété de c FCI. Droits de reproduction FCI.



All rights strictly reserved. Reproduction or issue to third parties in any form whatever is not permitted without written authority from the proprietor. Property of FCI. Copyright FCI.

PRODUCT No.	ROWS	POWER		SIGNAL							POWER		E1		
		E2	P4	P3	6	5	4	3	2	1	P2	P1			
51535-XX001-- NOTE: 2	D C B A		PA	PA	H	H	H	H	H	H	H	H	PA	PA	



CODE	CONTACT TYPE
E	SIGNAL
F	SIGNAL
G	SIGNAL
H	SIGNAL
PA	POWER

mat'l code				SEE NOTE 1		tolerances unless otherwise specified		CUSTOMER		FCI	
ltr	ecn no.	dr	date	linear	.XX ± .01/.X ± .3	COPY		www.fciconnect.com		title	
A	V81833	DLW	10/14/99		.XXX ± .005/.XX ± .13	projection		2P + 24S + 2P		RIGHT ANGLE SOLDER RECEPTACLE	
B	V01364	LSS	6/8/00	angles	.XXX ± .0020/.XXX ± .051	INCH/MM		product family		code	
C	V10819	JRW	3/2/01		0° ± 2°	scale		PwrBlade		213	
D	DG05-0242	SJ	07/25/05	dr	D. WOLFORD	1:1		size		sheet	
E	DG08-0266	W D	09/21/08	enrg	J. BROWN			dwg no		1 of 3	
				chr	J. BROWN			A		51535	
				appd	J. BROWN						
sheet index		revision sheet		E	E						
		1 2		E	3						

Pro/E

PDM: Rev: E

STATUS: Released

Printed: Dec 20, 2010

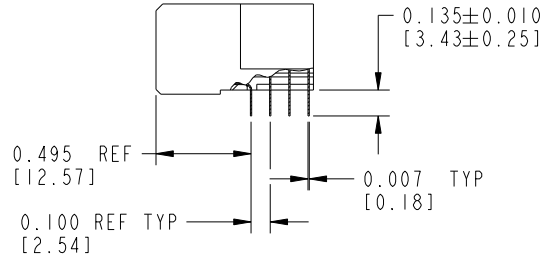
Tous droits strictement réservés. Reproduction ou communication a des tiers interdite sous quelque forme que ce soit sans autorisation écrite du propriétaire. Propriété de c FCI. Droits de reproduction FCI.

All rights strictly reserved. Reproduction or issue to third parties in any form whatever is not permitted without written authority from the proprietor. Property of FCI. Copyright FCI.

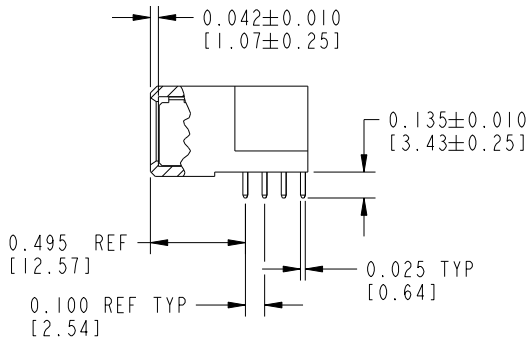


PRODUCT NUMBER

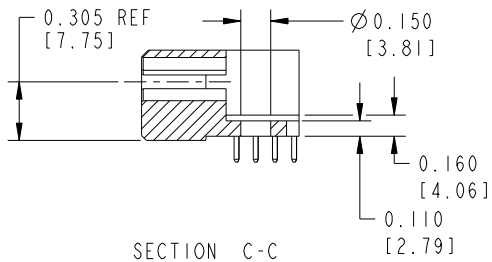
51535-XX001--
NOTE: 2



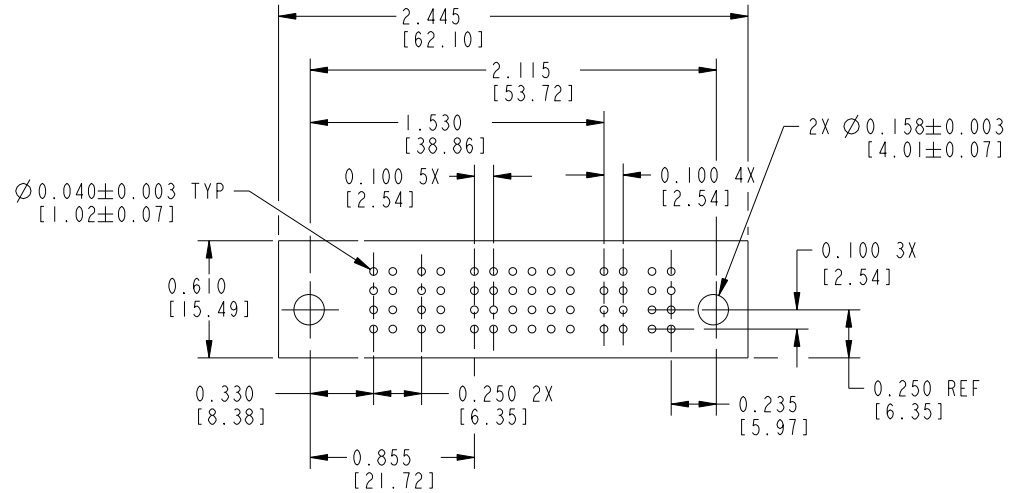
SECTION A-A



SECTION B-B



SECTION C-C



RECOMMENDED PCB LAYOUT

mat'l code		SEE NOTE 1		tolerances unless otherwise specified		CUSTOMER		FCI	
lfr	ecn no.	dr	date	linear	.XX ± .01 / .X ± .3	COPY		www.fciconnect.com	
E				angles	.XXX ± .005 / .XX ± .13	projection		title	
				dr	.XXX ± .0020 / .XXX ± .051	INCH/MM		2P + 24S + 2P	
				engr	0° ± 2°	scale		RIGHT ANGLE SOLDER RECEPTACLE	
				chr	D. WOLFORD 10/14/98	1:1		product family	
				appd	J. BROWN 10/14/98	A		PwrBlade	
					J. BROWN 10/14/98	51535		code	
sheet index	revision sheet							213	
								sheet	
								2	

Pro/E

PDM: Rev: E

STATUS: Released

Printed: Dec 20, 2010

Tous droits strictement réservés. Reproduction ou communication a des tiers interdite sous quelque forme que ce soit sans autorisation écrite du propriétaire. Propriété de c FCI. Droits de reproduction FCI.



All rights strictly reserved. Reproduction or issue to third parties in any form whatever is not permitted without written authority from the proprietor. Property of FCI. Copyright FCI.

1 | 2

3

4

PRODUCT NUMBER

51535-001--
NOTE: 2

CONNECTOR NOTES:

1. HOUSING MATERIAL: UL 94 V-0 GLASS FILLED HIGH TEMP THERMOPLASTIC
POWER CONTACT MATERIAL: COPPER ALLOY
SIGNAL CONTACT MATERIAL: COPPER ALLOY

2. SEE ITEM 5 & 6 IN PRINT 10064183 FOR PLATING SPEC OF 51535-001 AND 51535-001LF RESPECTIVELY.

3. "MANUFACTURER" NAME, P/N, AND DATE CODE TO APPEAR ON THIS SURFACE

4. PRODUCT SPECIFICATION GS-12-149

PCB NOTES:

5. ALL DIMENSIONS ARE BASIC UNLESS OTHERWISE SPECIFIED.

6. ALL THROUGH HOLES ARE LOCATED WITH A TRUE POSITION OF 0.004 [0.10]

7. ALL HOLE DIAMETERS ARE FINISHED HOLE SIZE

8. $\varnothing 0.158$ [4.01] THROUGH HOLES ARE UNPLATED

9. $\varnothing 0.0453 \pm 0.0010$ [1.151 \pm 0.025] DRILLED HOLES PLATED WITH 0.0003 [0.008] MIN SnPb OVER 0.001 [0.03] TO 0.003 [0.08] Cu PLATING TO ACHIEVE A $\varnothing 0.040 \pm 0.003$ [1.02 \pm 0.07] HOLE.

10. SYMBOL WILL BE NEXT TO ANY DIMENSION, VIEW, OR NOTE WHICH HAS BEEN MODIFIED WITH THE CURRENT DRAWING REVISION.

mat'l code		SEE NOTE 1		tolerances unless otherwise specified		CUSTOMER				www.fciconnect.com	
ltr	ecn no.	dr	date	linear	.XX±.01/0.X±0.3		COPY		title 2P + 24S + 2P RIGHT ANGLE SOLDER RECEPTACLE		
E					.XXX±.005/0.XX±0.13		projection				
					.XXX±.0020/0.XXX±.051						
				angles	0°±2°		INCH/MM		product family PwrBlade		code
				dr	D. WOLFORD	10/14/98	scale		size		213
				engr	J. BROWN	10/14/98	1:1		dwg no		sheet
				chr	J. BROWN	10/14/98	A		51535		3
				appd	J. BROWN	10/14/98					
sheet index	revision sheet										

1 | 2

Pro/E

PDM: Rev: E

STATUS: Released

Printed: Dec 20, 2010

A

A

B

B

cage code 22536

4