


Description: 1608 WiFi 6E Chip Antenna

PART NUMBER: ANT1608LL14R2460A

Features:

- Size : 1.6x0.8x0.4 mm
- Omni-directional Radiation
- Dual-band design
- Tape & reel automatic mounting
- Reflow process compatible
- RoHS compliant



Applications:

- WiFi 6E device
- ISM band equipment

All dimensions are in mm / inches

In the effort to improve our products, we reserve the right to make changes judged to be necessary.

CONFIDENTIAL AND PROPRIETARY INFORMATION

This document contains confidential and proprietary information of Pulse Electronics, Inc. (Pulse) and is protected by copyright, trade secret and other state and federal laws. Its receipt or possession does not convey any rights to reproduce, disclose its contents, or to manufacture, use or sell anything it may describe. Reproduction, disclosure or use without specific written authorization of Pulse is strictly forbidden.

For more information:

Pulse Worldwide Headquarters
15255 Innovation Drive #100
San Diego, CA 92128
USA
Tel: 1-858-674-8100

Pulse/Larsen Antennas
18110 SE 34th St Bldg 2 Suite 250
Vancouver, WA 98683
USA
Tel: 1-360-944-7551

Europe Headquarters
Pulse GmbH & Do, KG
Zeppelinstrasse 15
Herrenberg, Germany
Tel: 49 7032 7806 0

Pulse (Suzhou) Wireless Products Co, Inc.
99 Huo Ju Road(#29 Bldg,4th Phase
Suzhou New District
Jiangsu Province, Suzhou 215009 PR China
Tel: 86 512 6807 9998



Description: 1608 WiFi 6E Chip Antenna

PART NUMBER: ANT1608LL14R2460A

ELECTRICAL SPECIFICATIONS

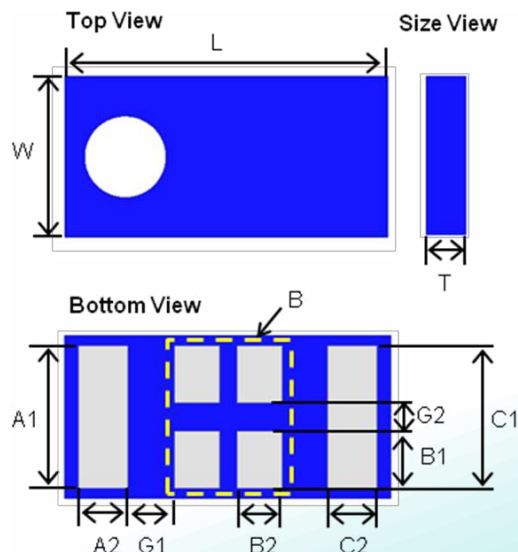

Working Frequency	2.4GHz / 5.15 ~ 7.125GHz
Bandwidth	84MHz / 2000MHz(Typ.)
Return Loss	7.0 dB Min
Polarization	Linear
Azimuth Beamwidth	Omni-directional
Peak Gain	3.65 / 3.69 dBi(Typ.)
Impedance	50 Ω
Operating Temperature	- 40~105 °C
Maximum Power	1 W
Termination	Ni / Sn (Environmentally-Friendly Leadless)
Resistance to Soldering Heats	260°C , 10sec.

NOTE

1. The specification is defined on Pulse evaluation board

MECHANICAL DRAWING

	Dimension
L (mm)	1.60 ±0.15
W (mm)	0.80 ±0.15
T (mm)	0.40 ±0.15
A1(mm)	0.70 ±0.15
A2(mm)	0.25 ±0.15
B1(mm)	0.30 ±0.15
B2(mm)	0.25 ±0.15
C1(mm)	0.70 ±0.15
C2(mm)	0.25 ±0.15
G1(mm)	0.20 ±0.05
G2(mm)	0.10 ±0.05



Terminal name	Function
B	Feeding Point
A1,A2	Soldering Point for 2.4GHz
C1,C2	Soldering Point for 6GHz

In the effort to improve our products, we reserve the right to make changes judged to be necessary.


CONFIDENTIAL AND PROPRIETARY INFORMATION

This document contains confidential and proprietary information of Pulse Electronics, Inc. (Pulse) and is protected by copyright, trade secret and other state and federal laws. Its receipt or possession does not convey any rights to reproduce, disclose its contents, or to manufacture, use or sell anything it may describe. Reproduction, disclosure or use without specific written authorization of Pulse is strictly forbidden.

Description: 1608 WiFi 6E Chip Antenna

PART NUMBER: ANT1608LL14R2460A

REFERENCE DESIGN OF EVALUATION BOARD

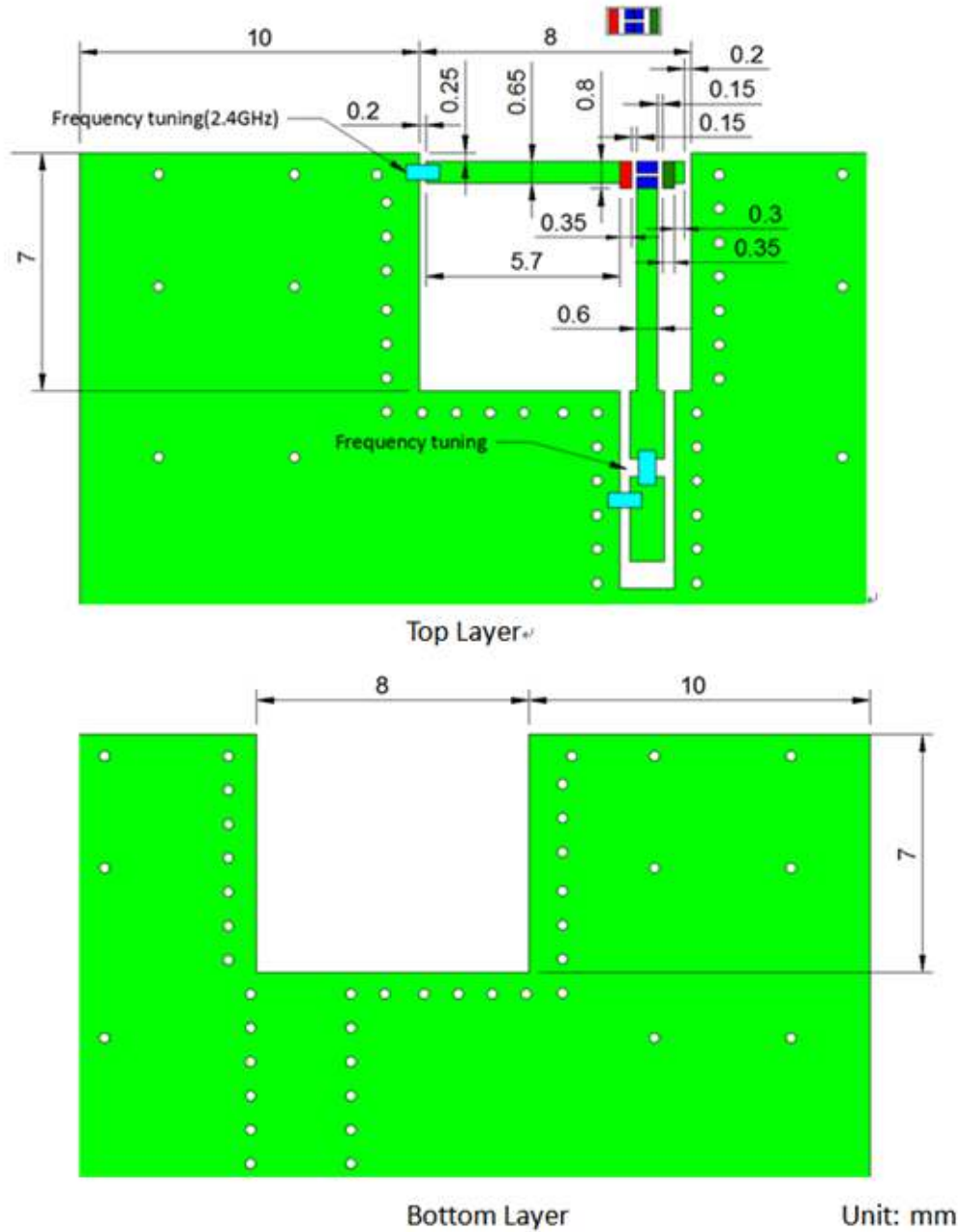


Outlook and dimension of evaluation board

Description: 1608 WiFi 6E Chip Antenna

PART NUMBER: ANT1608LL14R2460A

REFERENCE DESIGN OF EVALUATION BOARD



Details of soldering Pad

In the effort to improve our products, we reserve the right to make changes judged to be necessary.

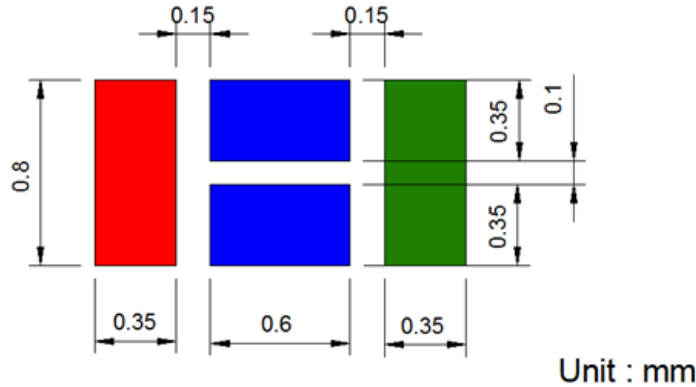
CONFIDENTIAL AND PROPRIETARY INFORMATION

This document contains confidential and proprietary information of Pulse Electronics, Inc. (Pulse) and is protected by copyright, trade secret and other state and federal laws. Its receipt or possession does not convey any rights to reproduce, disclose its contents, or to manufacture, use or sell anything it may describe. Reproduction, disclosure or use without specific written authorization of Pulse is strictly forbidden.

Description: 1608 WiFi 6E Chip Antenna

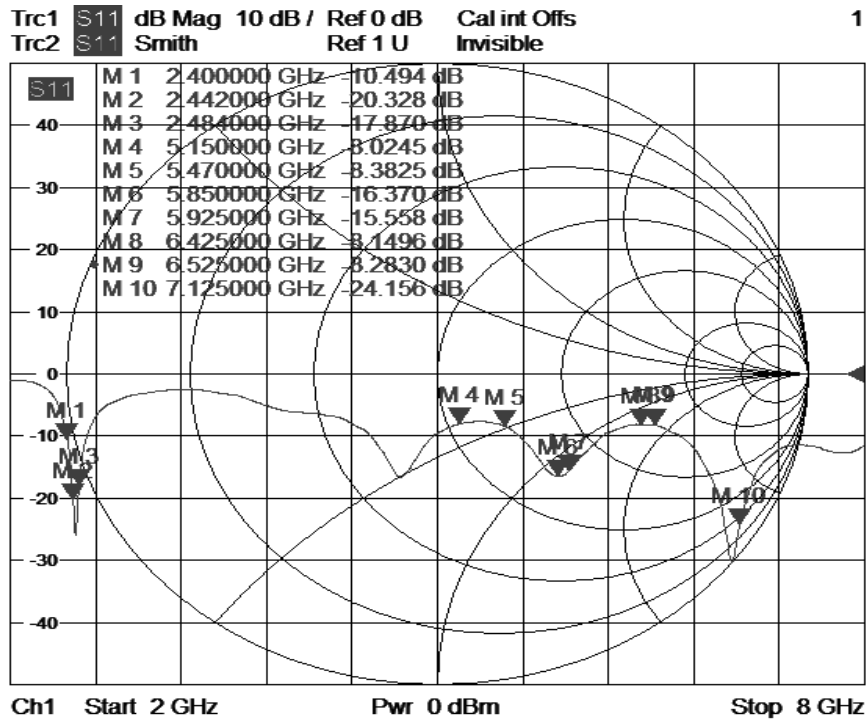
PART NUMBER: ANT1608LL14R2460A

REFERENCE DESIGN OF EVALUATION BOARD



- : Footprint for 2.4GHz
- : Footprint for Feeding
- : Footprint for 6GHz

Footprint



Return loss

In the effort to improve our products, we reserve the right to make changes judged to be necessary.

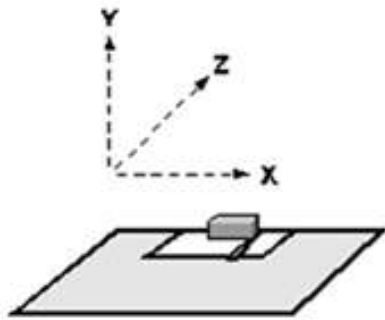
CONFIDENTIAL AND PROPRIETARY INFORMATION

This document contains confidential and proprietary information of Pulse Electronics, Inc. (Pulse) and is protected by copyright, trade secret and other state and federal laws. Its receipt or possession does not convey any rights to reproduce, disclose its contents, or to manufacture, use or sell anything it may describe. Reproduction, disclosure or use without specific written authorization of Pulse is strictly forbidden.

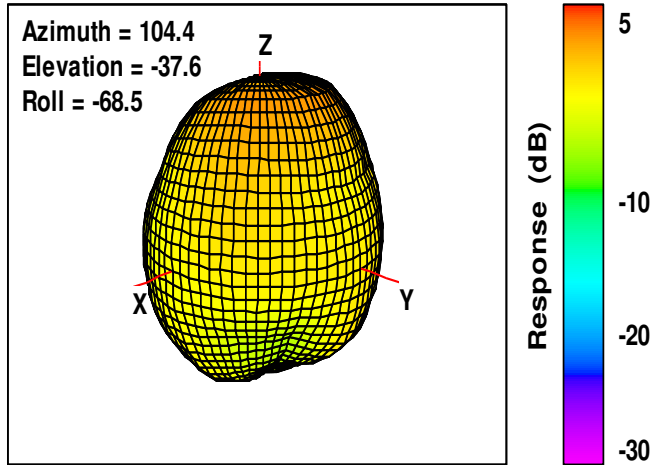
Description: 1608 WiFi 6E Chip Antenna

PART NUMBER: ANT1608LL14R2460A

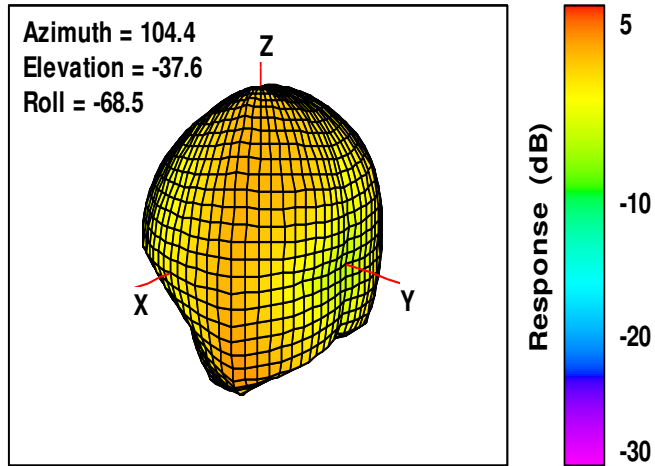
ELECTRICAL PERFORMANCES



Evaluation board and XYZ direction



Frequency : 2.442 GHz
Efficiency : 71.2 %



Frequency : 5.470 GHz
Efficiency : 62.8 %

Radiation pattern

In the effort to improve our products, we reserve the right to make changes judged to be necessary.

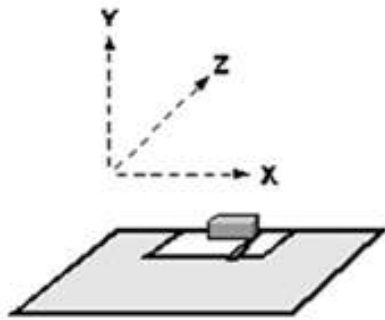
CONFIDENTIAL AND PROPRIETARY INFORMATION

This document contains confidential and proprietary information of Pulse Electronics, Inc. (Pulse) and is protected by copyright, trade secret and other state and federal laws. Its receipt or possession does not convey any rights to reproduce, disclose its contents, or to manufacture, use or sell anything it may describe. Reproduction, disclosure or use without specific written authorization of Pulse is strictly forbidden.

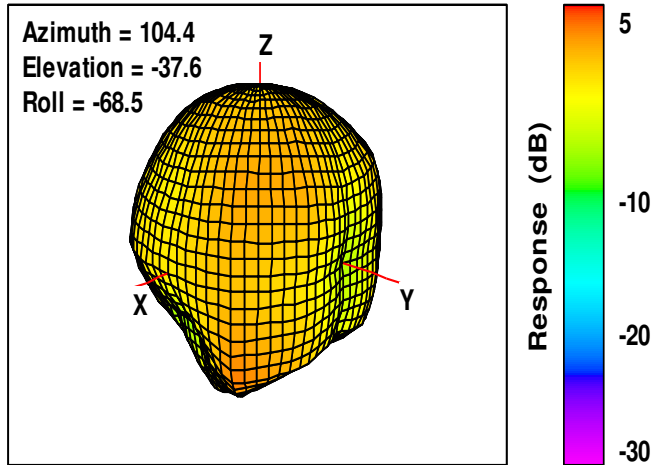
Description: 1608 WiFi 6E Chip Antenna

PART NUMBER: ANT1608LL14R2460A

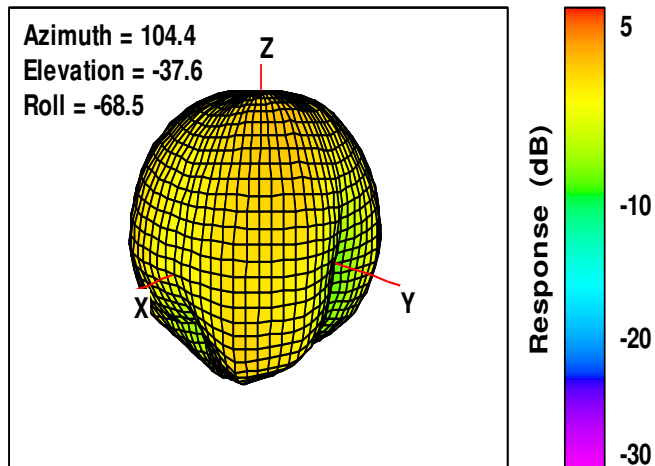
ELECTRICAL PERFORMANCES



Evaluation board and XYZ direction



Frequency : 5.850 GHz
Efficiency : 76.2 %



Frequency : 6.425 GHz
Efficiency : 66.9 %

Radiation pattern

In the effort to improve our products, we reserve the right to make changes judged to be necessary.

CONFIDENTIAL AND PROPRIETARY INFORMATION

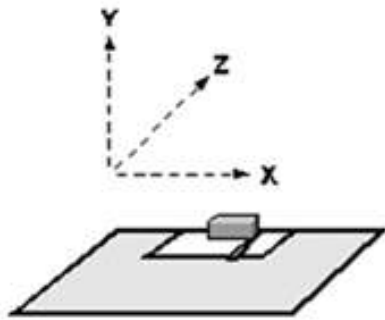
This document contains confidential and proprietary information of Pulse Electronics, Inc. (Pulse) and is protected by copyright, trade secret and other state and federal laws.

Its receipt or possession does not convey any rights to reproduce, disclose its contents, or to manufacture, use or sell anything it may describe. Reproduction, disclosure or use without specific written authorization of Pulse is strictly forbidden.

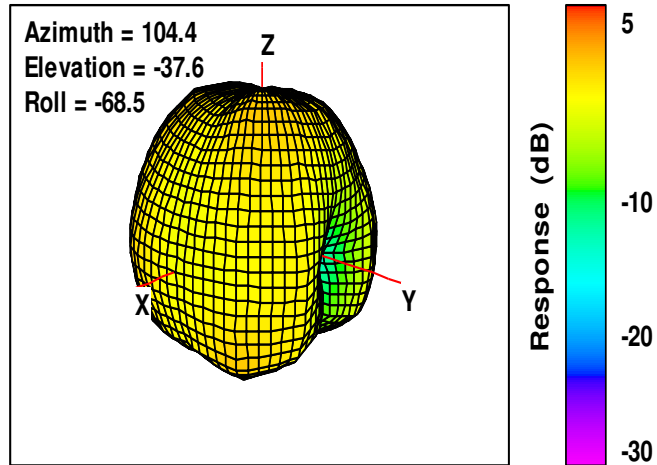
Description: 1608 WiFi 6E Chip Antenna

PART NUMBER: ANT1608LL14R2460A

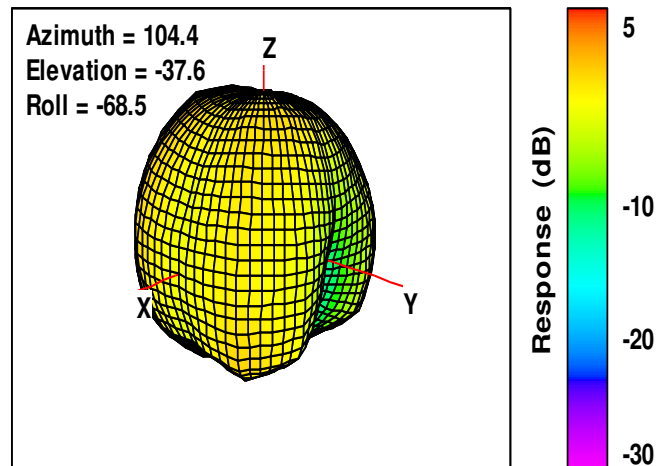
ELECTRICAL PERFORMANCES



Evaluation board and XYZ direction



Frequency : 6.875 GHz
 Efficiency : 63.8 %



Frequency : 7.125 GHz
 Efficiency : 60.8 %

Radiation pattern

In the effort to improve our products, we reserve the right to make changes judged to be necessary.

CONFIDENTIAL AND PROPRIETARY INFORMATION

This document contains confidential and proprietary information of Pulse Electronics, Inc. (Pulse) and is protected by copyright, trade secret and other state and federal laws. Its receipt or possession does not convey any rights to reproduce, disclose its contents, or to manufacture, use or sell anything it may describe. Reproduction, disclosure or use without specific written authorization of Pulse is strictly forbidden.

Description: 1608 WiFi 6E Chip Antenna

PART NUMBER: ANT1608LL14R2460A

REVISION HISTORY

Revision	Date	Description
Version 1	Apr. 28, 2021	- New issue

In the effort to improve our products, we reserve the right to make changes judged to be necessary.

CONFIDENTIAL AND PROPRIETARY INFORMATION

This document contains confidential and proprietary information of Pulse Electronics, Inc. (Pulse) and is protected by copyright, trade secret and other state and federal laws. Its receipt or possession does not convey any rights to reproduce, disclose its contents, or to manufacture, use or sell anything it may describe. Reproduction, disclosure or use without specific written authorization of Pulse is strictly forbidden.

