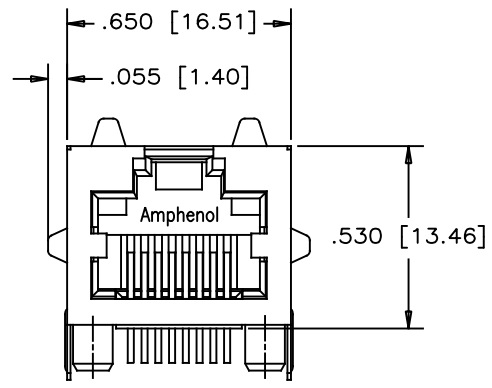
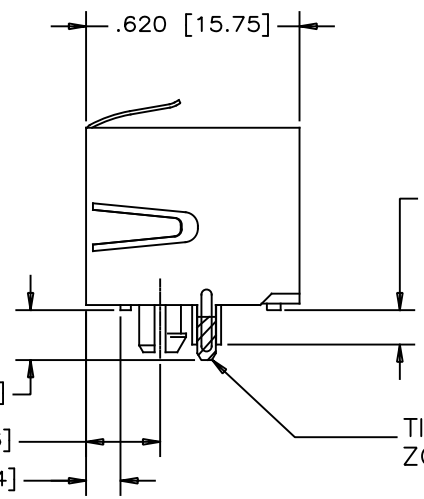


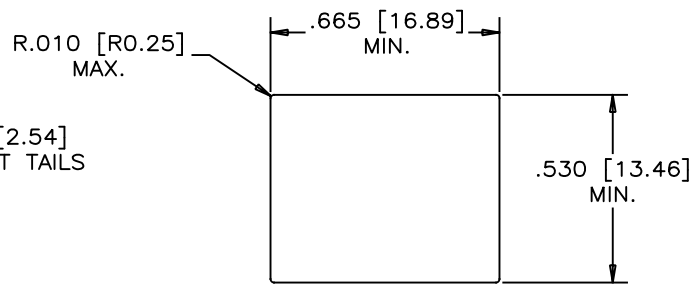
REVISIONS			
REV	DESCRIPTION, ECN, EAR NO.	DATE	APP'D
A	PROPOSAL	JAN15/19	L.CHAN
B	PROPOSAL	APR29/20	L.CHAN
C	PROPOSAL	NOV11/20	L.CHAN



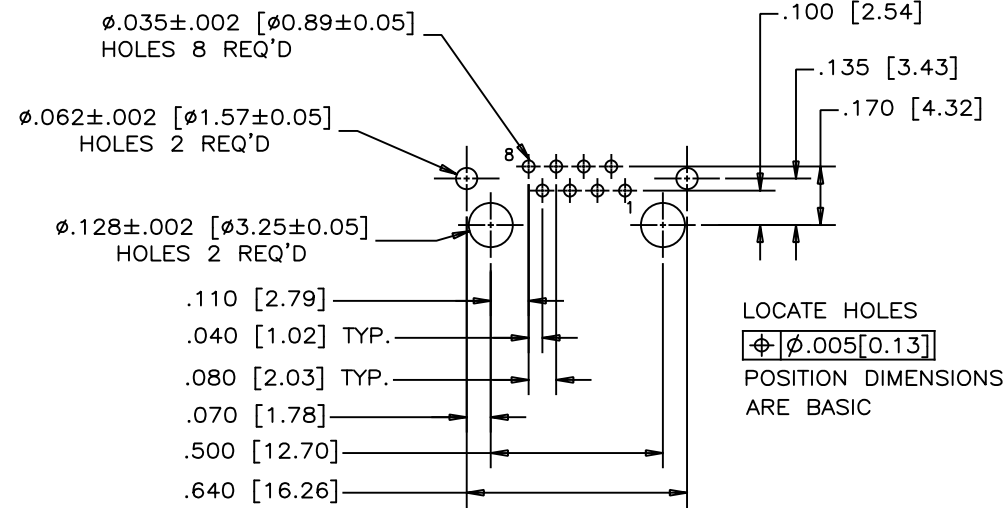
FRONT VIEW



SIDE VIEW



RECOMMENDED PANEL CUTOUT



RECOMMENDED P.C.B. LAYOUT
(COMPONENT SIDE OF BOARD)

1. **MATERIALS:**
 PLASTIC HOUSING: HIGH TEMPERATURE THERMOPLASTIC
 FLAMMABILITY RATING UL 94V-0
 CONTACTS: PHOSPHOR BRONZE
 PLATING: GOLD ON MATING SURFACES
 (SEE PART NO. FOR THICKNESS).
 50 μ" [1.27 MICRONS]
 MIN. NICKEL UNDERPLATE
 100 μ" [2.54 MICRONS]
 MIN. MATTE TIN ON CONTACT TAILS.
 SHIELD: STAINLESS STEEL WITH MATTE TIN PLATING ON SOLDER TAIL


PART NUMBER: RJHSE-X180

- GOLD PLATING
 E=RJ45 FLAT CONTACT 6u"
 G=RJ45 FLAT CONTACT 15u"
 J=RJ45 FLAT CONTACT 30u"
 S=RJ45 FLAT CONTACT 50u"

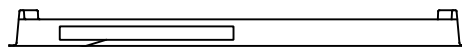
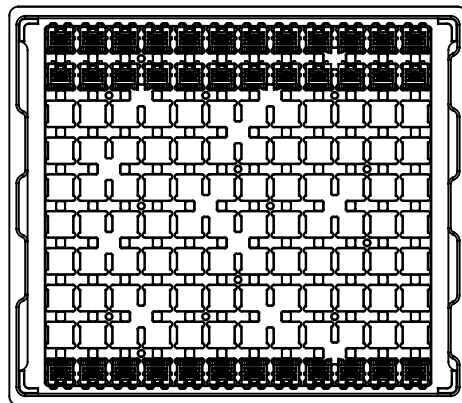
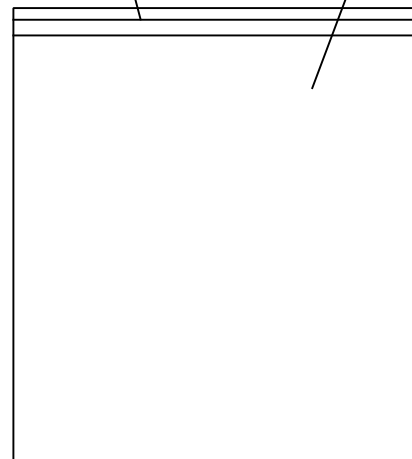
THIS DOCUMENT CONTAINS PROPRIETARY INFORMATION AND SUCH INFORMATION MAY NOT BE DISCLOSED TO OTHERS FOR ANY PURPOSE OR USED FOR MANUFACTURING PURPOSES WITHOUT WRITTEN PERMISSION FROM AMPHENOL CANADA CORP.

UNLESS SPECIFIED OTHERWISE	DRAWN W.QIU	DATE JAN15/19	Amphenol Canada Corp. Commercial Products
PRIMARY UNITS INCH	CHECKED L.CHAN	DATE JAN15/19	
SECONDARY MILLIMETER	M.E. APP'D		TITLE HIGH SPEED, RJ45, MODULAR JACK, 8P8C, SHIELDED WITH TABS AND COVER LED AREA- RoHS COMPLIANT
REFERENCE IN PARENTHESES	Q.A. APP'D		
GENERAL TOLERANCES	DWG APPR.		DWG. NO. P-RJHSE-X180
1 DECIMAL PLACE ±0.025	ENG. REL. NO.		
2 DECIMAL PLACES ±0.020	REF.		REV C
3 DECIMAL PLACES ±0.015	THIRD ANGLE PROJECTION	DO NOT SCALE DRAWING	
ANGULAR DEGREES ±1.0°			CODE ID NO. 03554 DWG SIZE: c SCALE: N/A SHEET 1 OF 2

REVISIONS			
REV	DESCRIPTION, ECN, EAR NO.	DATE	APP'D
A	PROPOSAL	JAN15/19	L.CHAN
B	PROPOSAL	APR29/20	L.CHAN
C	PROPOSAL	NOV11/20	L.CHAN

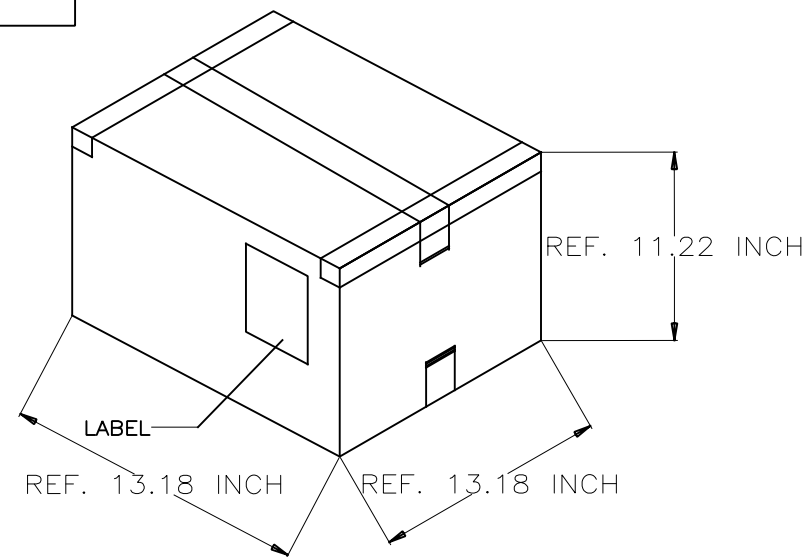


HEAT SEAL PE BAG



ID LABEL
PUT ON INNER TRAY

FIGURE 1



NOTES:

1. ASSEMBLE CONNECTORS INTO TRAY AS SHOWN IN FIG. 1. FULLY LOADED TRAY TO CONTAIN 120 CONNECTORS.
2. A FULLY LOADED CARTON SHOULD CONTAIN 12 TRAYS. (1440 PCS) OF CONNECTORS.
3. 12 TRAYS CONNECTORS WILL BE PACKED WITH PE BAG, AND NEED HEAT SEAL.

UNLESS SPECIFIED OTHERWISE	DRAWN <i>W.QIU</i>	DATE <i>JAN15/19</i>	Amphenol Canada Corp. Commercial Products
PRIMARY UNITS INCH	CHECKED <i>L.CHAN</i>	DATE <i>JAN15/19</i>	
SECONDARY MILLIMETER	M.E. APP'D		TITLE HIGH SPEED, RJ45, MODULAR JACK, 8P8C, SHIELDED WITH TABS AND COVER LED AREA- RoHS COMPLIANT
REFERENCE IN PARENTHESES	Q.A. APP'D		
GENERAL TOLERANCES	DWG APPR.		DWG. NO. P-RJHSE-X180
1 DECIMAL PLACE ±0.025	ENG. REL. NO.		
2 DECIMAL PLACES ±0.020	REF.		REV C
3 DECIMAL PLACES ±0.015	THIRD ANGLE PROJECTION	DO NOT SCALE DRAWING	CODE ID NO. 03554 DWG SIZE: C SCALE: N/A SHEET 2 OF 2
ANGULAR DEGREES ±1.0°			