

Barrier Blocks

Series 140

0.375 Density, 5-40 x 3/16" Combination Screw, Open Bottom, Double Row



- Interposing barriers between terminals yield higher electrical ratings and provide additional protection against frayed wire shorting.
- A wide variety of barrier blocks makes it possible to select the combination of mechanical and electrical characteristics that best meet the exact requirements of your application.
- Simply wiring work by reducing splicing, preventing current leaks and short circuits, and increasing insulation.

Materials

Insulation	Molded monoblock, general purpose phenolic, black, UL Rated 94V-1
Eyelets	Material: Brass Plating: Nickel
Screws	Material: Steel Plating: Nickel over copper flash
Solder Terminals	Material: Brass Plating: Electro-Tin
Marker Strip Material	Nema Grade XPC, UL Rated 94V-O

Environmental

Operating Temperature	-55°F to +300°F
------------------------------	-----------------

Electrical

Voltage Rating	250 VAC RMS maximum
Current Rating	15 Amps maximum
Maximum Watts Per Terminal	3750

Mechanical

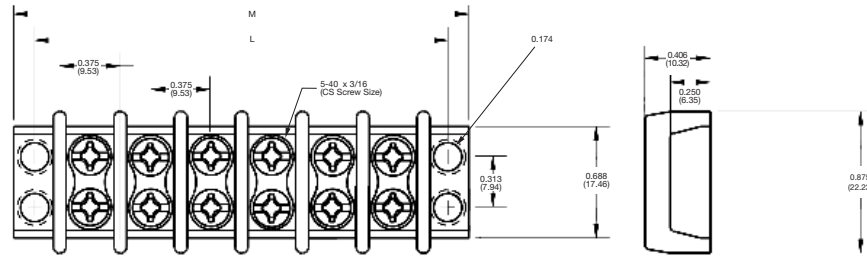
Maximum Wire Size	#16 AWG
Recommended Tightening Torque	Screw 9 lb.-in. Mounting holes torque 5lbs

Terminal Block Quick Reference

Barrier Block Series	Center-to-Center Spacing	Number of Terminals	Number of Row(s)	Screw Size	Operating Voltage	Current Rating	Maximum Wire Size	Maximum Watts/ Terminal	Voltage Rating w/ Marker	V Voltage Rating w/o Marker	Marker Strip Mounting
140	0.375	1-25	Double	5-40	250 Volts	15 Amps	#16	3750	2000	1100	Bottom
141	0.438	1-20	Double	6-32	250 Volts	20 Amps	#14	5000	2400	1100	Bottom
142	0.563	1-17	Double	8-32	250 Volts	30 Amps	#10	7500	2600	1600	Bottom

Series 140 Barrier Blocks

0.375 Density, 5-40 x 3/16" Combination Screw, Open Bottom, Double Row



Ordering Information

Number of Terminals	Combination Screw Catalog Number	"L" Dimensions	"M" Dimensions
1	1-140	0.750	1.032
2	2-140	1.125	1.407
3	3-140	1.500	1.785
4	4-140	1.875	2.157
5	5-140	2.250	2.532
6	6-140	2.625	2.907
7	7-140	3.000	3.282
8	8-140	3.375	3.657
9	9-140	4.750	4.032
10	10-140	4.125	4.407
11	11-140	4.500	4.782
12	12-140	4.875	5.157
13	13-140	5.250	5.532
14	14-140	5.625	5.907
15	15-140	6.000	6.282
16	16-140	6.375	6.657
17	17-140	6.750	7.032
18	18-140	7.125	7.407
19	19-140	7.500	7.782
20	20-140	7.875	8.157
21	21-140	8.250	8.532
22	22-140	8.625	8.907
23	23-140	9.000	9.282
24	24-140	9.375	9.657
25	25-140	9.750	10.032

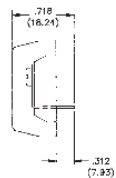
*Marketed exclusively through distribution.



Series 140 Barrier Blocks

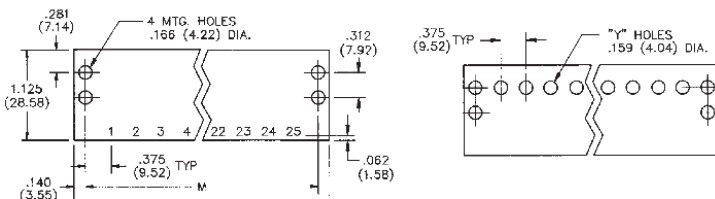
0.375 Density, 5-40 x 3/16" Combination Screw, Open Bottom, Double Row

Solder Terminal Option



"Y" Terminals

Marker Strips



Standard

"Y" Terminal

Ordering Information

Number of Terminals	Catalog Number
1	1-140-Y
2	2-140-Y
3	3-140-Y
4	4-140-Y
5	5-140-Y
6	6-140-Y
7	7-140-Y
8	8-140-Y
9	9-140-Y
10	10-140-Y
11	11-140-Y
12	12-140-Y
13	13-140-Y
14	14-140-Y
15	15-140-Y
16	16-140-Y
17	17-140-Y
18	18-140-Y
19	19-140-Y
20	20-140-Y
21	21-140-Y
22	22-140-Y
23	23-140-Y
24	24-140-Y
25	25-140-Y

Ordering Information

Number of Terminals	Catalog Number	Catalog Number
1	MS-1-140	MS-1-140-Y
2	MS-2-140	MS-2-140-Y
3	MS-3-140	MS-3-140-Y
4	MS-4-140	MS-4-140-Y
5	MS-5-140	MS-5-140-Y
6	MS-6-140	MS-6-140-Y
7	MS-7-140	MS-7-140-Y
8	MS-8-140	MS-8-140-Y
9	MS-9-140	MS-9-140-Y
10	MS-10-140	MS-10-140-Y
11	MS-11-140	MS-11-140-Y
12	MS-12-140	MS-12-140-Y
13	MS-13-140	MS-13-140-Y
14	MS-14-140	MS-14-140-Y
15	MS-15-140	MS-15-140-Y
16	MS-16-140	MS-16-140-Y
17	MS-17-140	MS-17-140-Y
18	MS-18-140	MS-18-140-Y
19	MS-19-140	MS-19-140-Y
20	MS-20-140	MS-20-140-Y
21	MS-21-140	MS-21-140-Y
22	MS-22-140	MS-22-140-Y
23	MS-23-140	MS-23-140-Y
24	MS-24-140	MS-24-140-Y
25	MS-25-140	MS-25-140-Y

Solder Terminals can be ordered Separately

Terminal Type	Catalog Number
Y	Y-140

Accessories

- Jumpers
- Quick Clamp

*Marketed exclusively through distribution.



Asia Pacific
+86 21 5442 7668
ccs.asia.sales@as.cinch.com

Europe, Middle East & Africa
+44 (0) 1245 342060
CinchConnectivity@eu.cinch.com

North America
+1 630 705 6000
inquiry@us.cinch.com

belfuse.com/cinch