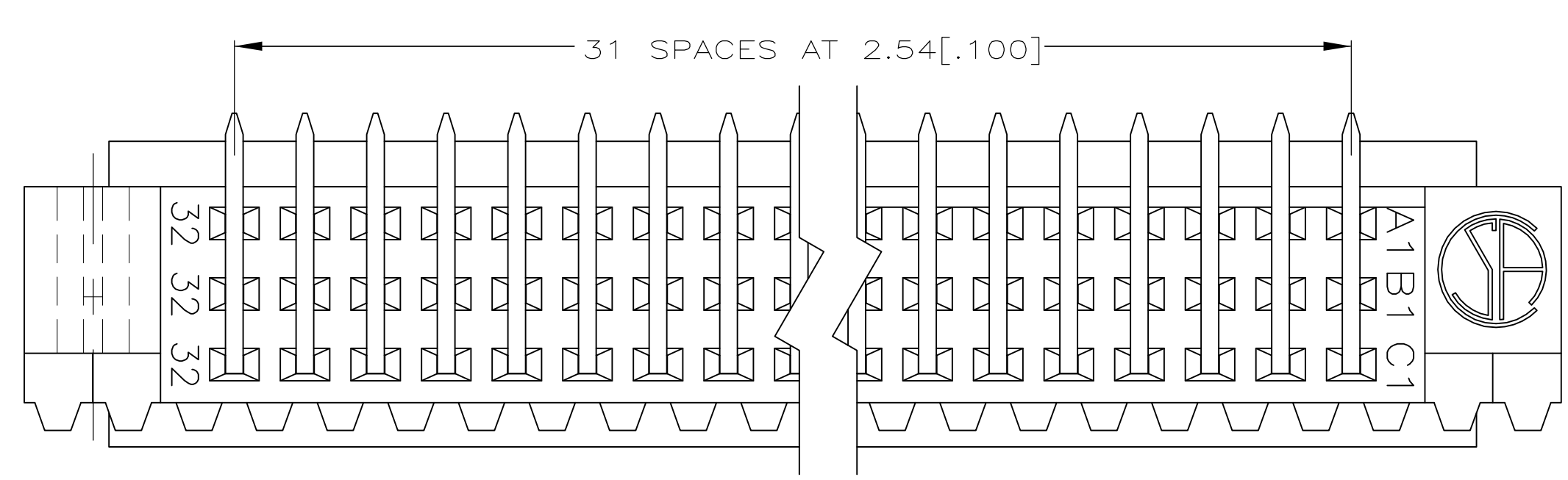
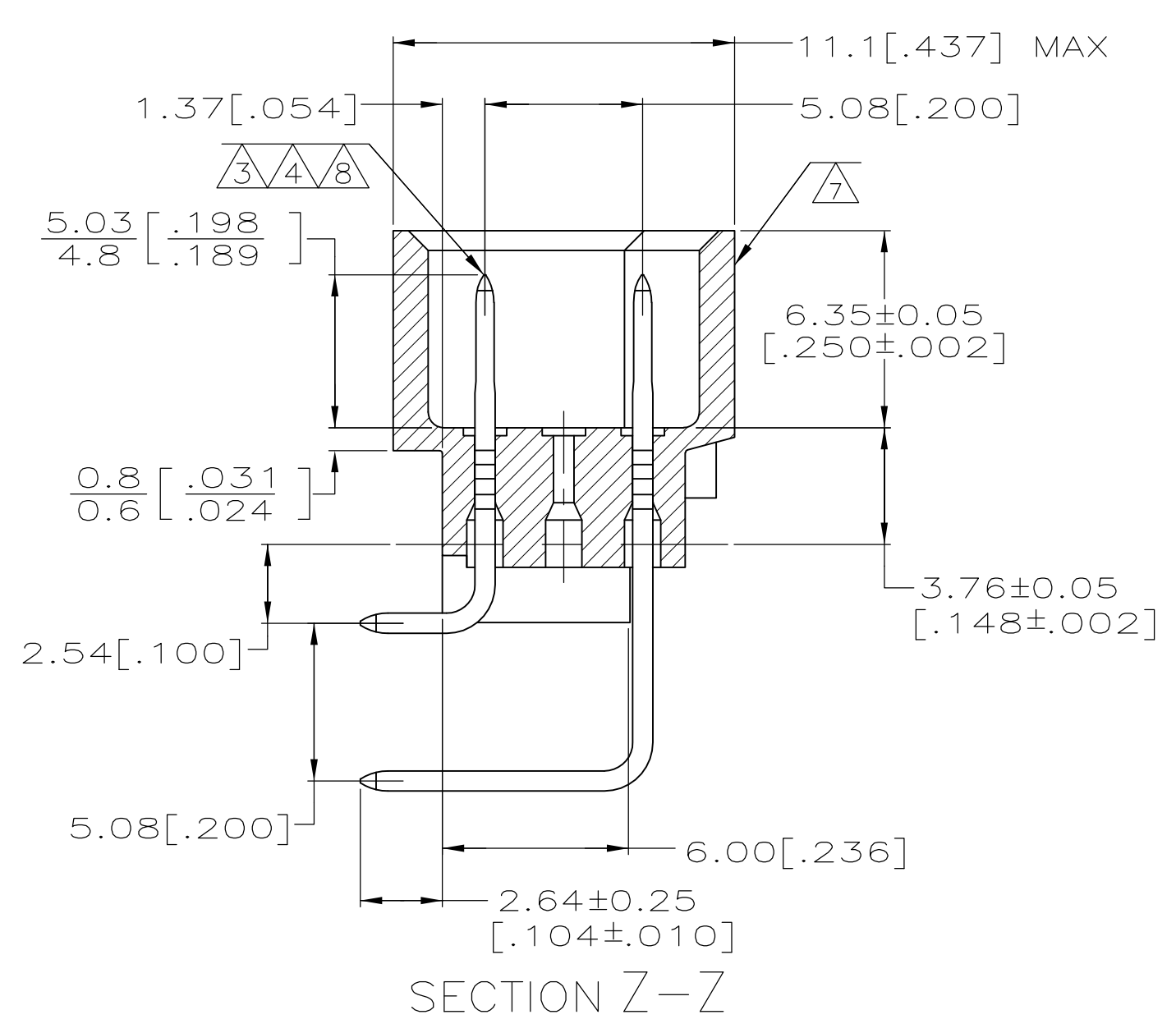
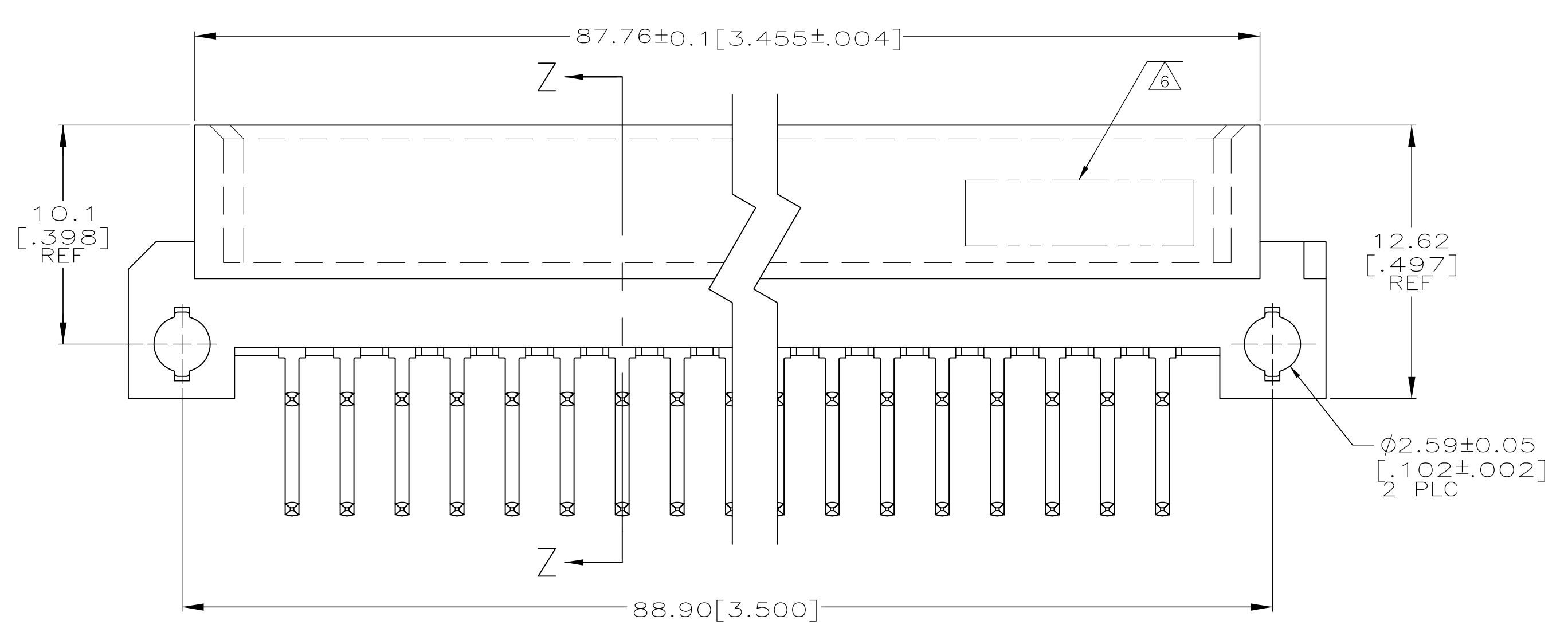
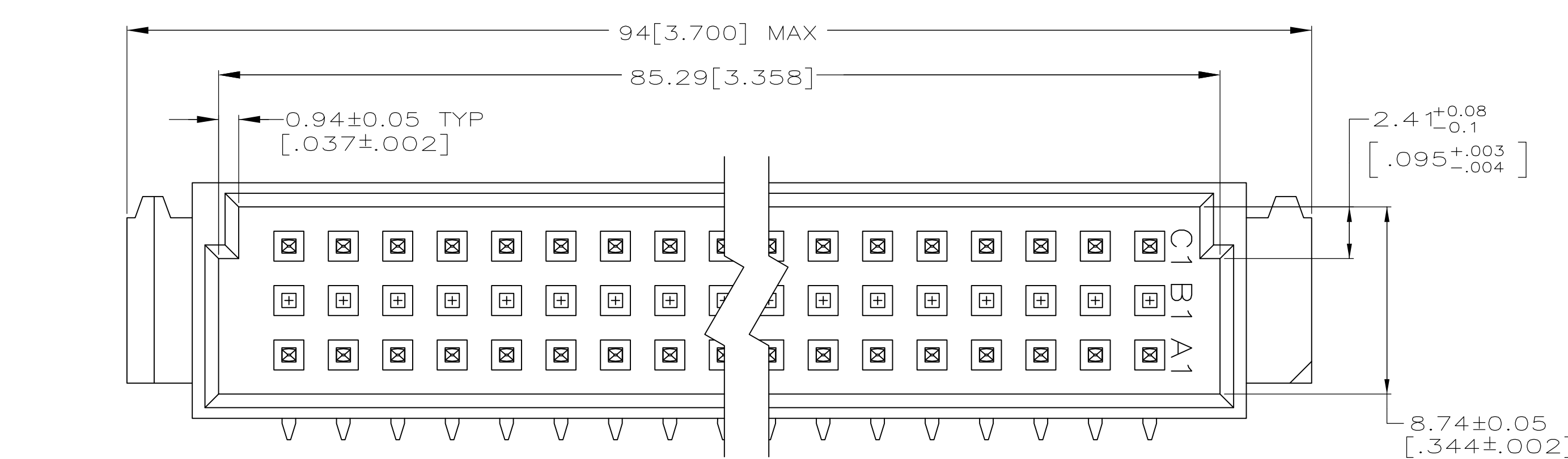
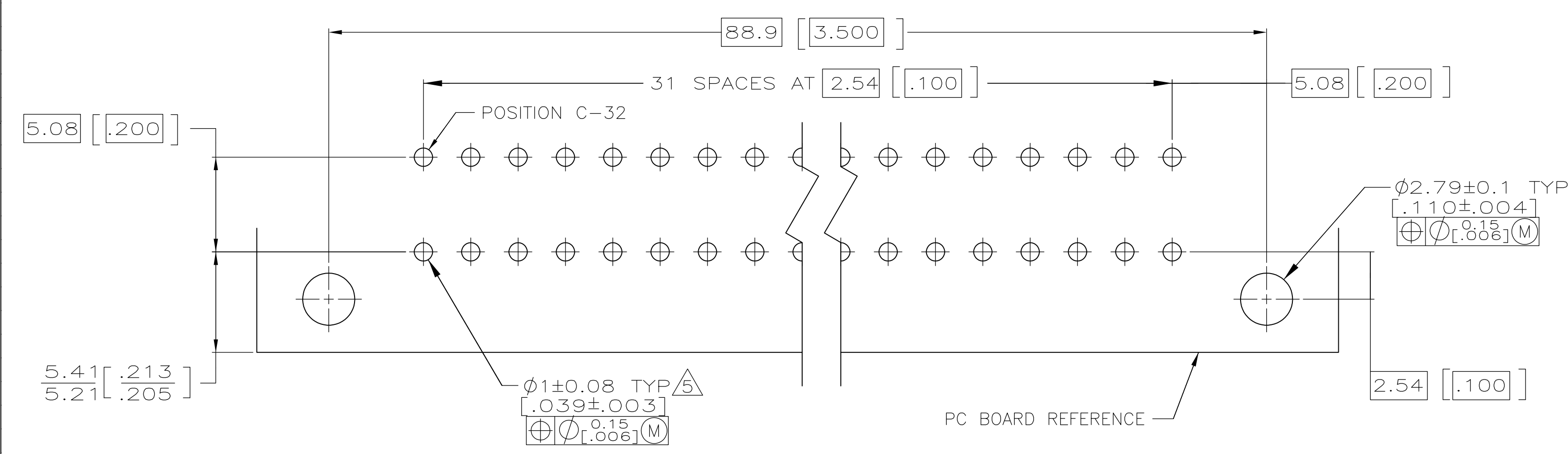


- 1 HOUSING MATERIAL: GLASS-FILLED POLYESTER. COLOR: GRAY.
- 2 POST MATERIAL: BRASS.
- 3 POST FINISH: DIN 41612 CLASS 3 IN CONTACT AREA. TIN-LEAD PLATE ON POSTS.
- 4 POST FINISH: DIN 41612 CLASS 2 IN CONTACT AREA. TIN PLATE ON POSTS.
- 5 RECOMMENDED HOLE SIZE FOR MANUAL APPLICATION OF CONNECTOR ONTO PC BOARD.
- 6 AMP PART NUMBER, DATE CODE MARKED THIS APPROXIMATE AREA. (APPLIES TO 650945-5 AND 650945-9, AND 7-650945-5 ONLY).
- 7 MARKING ON THIS SIDE.
- 8 POST FINISH: DIN 41612 CLASS 2 IN CONTACT AREA. TIN PLATE ON POSTS.
- 9 POST FINISH: GOLD FLASH OVER NICKEL UNDERPLATE IN CONTACT AREA. TIN PLATE ON POSTS.



REFERENCE FAMILY DRAWING 650473 FOR ALL TYPE C HEADER OFFERINGS



PC BOARD LAYOUT

OBSOLETE	8	1-32	X	-	X	64	7-650945-5
OBSOLETE	4	1-32	X	-	X	64	2-650945-5
OBSOLETE	3	1-32	X	-	X	64	650945-9
	4	1-32	X	-	X	64	650945-5
	9	1-32	X	-	X	64	650945-3
NOTES		POSITIONS LOADED	C	B	A	NO. OF LOADED POSITIONS	PART NUMBER
		ROWS LOADED					

THIS DRAWING IS A CONTROLLED DOCUMENT.		DIN L. BRINER 20MAR91	TE Connectivity	
DIMENSIONS: mm [INCHES]		CHK: D.C. RUBENDALL 22MAR91		
TOLERANCES UNLESS OTHERWISE SPECIFIED:		NAME: D.C. RUBENDALL 22MAR91	PIN ASSEMBLY, EUROCARD, TYPE C	
0 PLC ± - 1 PLC ± - 2 PLC ± - 3 PLC ± 0.13(.005) 4 PLC ± - ANGLES ± -		APPLICATION SPEC	RESTRICTED TO	
MATERIAL		SIZE: A1	CAGE CODE: 00779	DRAWING NO: 650945
FINISH		WEIGHT	SCALE: 5:1	SHEET: 1 of 1
CUSTOMER DRAWING		REV L		