

Bussmann®

NH LOW VOLTAGE FUSE SYSTEM



125A
160A
200A
250A
315A
355A
400A

COOPER Bussmann



NH DIN Low Voltage Fuse System from Cooper Bussmann

- High Breaking Capacity
- 400Vac, 500Vac and 690Vac
- Insulated Tag variants available
- Dual Indication
- VDE 0636 Part 1
- DIN 43 620 Parts 1 to 4 (Standard Dimensions)

Cooper Bussmann low voltage NH DIN fuse links are manufactured in the following sizes, current ratings and operating class:

Size 000/C00	2A to 100A
Size 00	125A & 160A
Size C0 & 0	6A to 160A
Size 01	6A to 160A
Size 1	200A to 250A
Size 02	35A to 250A
Size 2	315A to 400A
Size 03	250A to 400A
Size 3	500A to 630A
Size 4	630A to 1600A
Size 4a	from 400A to 1600A

The Bussmann NH DIN low voltage fuse links are available at 400Vac, 500Vac and 690Vac and includes fuse links to DIN VDE 0636. All products are manufactured to the dimensional requirements of DIN 43 620.

Approvals

The NH DIN low voltage fuse system offered by Cooper Bussmann includes fuse links bearing the following symbols:



NH DIN Fuse Links with Dual Indication





Today, the majority of NH-fuse links according to DIN 43 620 have two different types of indicator system. The most common type has the indicator located on the top end plate of the fuse link. In most cases this is used for visual indication, although it can also be used to operate a micro-switch where remote indication is required. The second type of indicator is located in the centre of the ceramic body of the fuse link.







When used in conjunction with NH open style fuse bases, the top indicator provides the end-user with effective visual indication of operation of the fuse link. However, when used in fuse rails or fuse switch-disconnectors, it is extremely difficult to identify the operated fuse link. This is when centre indication is required. However, manufacturers offering the centre indicator type have struggled to produce a design of NH-fuse link that will offer the same reliability as the top indicator device.

Manufacturers of the centre indicator have had to put up with high failure rates and this results in a poor quality fuse link coupled with a poor quality of service, in the eyes of the end user.



The dual indicating NH fuse link from Bussmann incorporates the top and centre indicator systems into a single fuse link body. All users benefit from a reliable and effective NH-fuse link complimented by a proven dual-indication system irrespective of whether the fuse is situated in a fuse base, fuse switch-disconnect or vertical fuse rail and regardless of application.

The dual indication NH fuse range is available at 500Vac for ratings from 6 to 630 Amps. The standard industrial design incorporates aluminium, non-isolated extraction tags. The interrupt rating 120kA at 500Vac.


400 Vac	Size	Rated Current (A)	Class gL-gG with voltage conducting metal gripping lugs	Class gL-gG with voltage conducting metal gripping lugs and central indication	Class gL-gG with voltage-free metal gripping lugs and central indication	Pack Quantity		
	000	2	2NH000G-400	2NH000GC-400	2NH000GC-400 I	3		
		4	4NH000G-400	4NH000GC-400	4NH000GC-400 I	3		
		6	6NH000G-400	6NH000GC-400	6NH000GC-400 I	3		
		10	10NH000G-400	10NH000GC-400	10NH000GC-400 I	3		
		16	16NH000G-400	16NH000GC-400	16NH000GC-400 I	3		
		20	20NH000G-400	20NH000GC-400	20NH000GC-400 I	3		
		25	25NH000G-400	25NH000GC-400	25NH000GC-400 I	3		
		32	32NH000G-400	32NH000GC-400	32NH000GC-400 I	3		
		35	35NH000G-400	35NH000GC-400	35NH000GC-400 I	3		
		40	40NH000G-400	40NH000GC-400	40NH000GC-400 I	3		
		50	50NH000G-400	50NH000GC-400	50NH000GC-400 I	3		
		63	63NH000G-400	63NH000GC-400	63NH000GC-400 I	3		
		00	80	80NH00G-400	80NH00GC-400	80NH00GC-400 I	3	
			100	100NH00G-400	100NH00GC-400	100NH00GC-400 I	3	
125	125NH00G-400		125NH00GC-400	125NH00GC-400 I	3			
160	160NH00G-400		160NH00GC-400	160NH00GC-400 I	3			
	01	35	35NH1G-400	35NH1GC-400	35NH1GC-400 I	3		
		40	40NH1G-400	40NH1GC-400	40NH1GC-400 I	3		
		50	50NH1G-400	50NH1GC-400	50NH1GC-400 I	3		
		63	63NH1G-400	63NH1GC-400	63NH1GC-400 I	3		
		80	80NH1G-400	80NH1GC-400	80NH1GC-400 I	3		
		100	100NH1G-400	100NH1GC-400	100NH1GC-400 I	3		
		125	125NH1G-400	125NH1GC-400	125NH1GC-400 I	3		
	1	160	160NH1G-400	160NH1GC-400	160NH1GC-400 I	3		
		200	200NH1G-400	200NH1GC-400	200NH1GC-400 I	3		
		224	224NH1G-400	224NH1GC-400	224NH1GC-400 I	3		
		250	250NH1G-400	250NH1GC-400	250NH1GC-400 I	3		
			02	40	40NH2G-400	40NH2GC-400	40NH2GC-400 I	3
				50	50NH2G-400	50NH2GC-400	50NH2GC-400 I	3
				63	63NH2G-400	63NH2GC-400	63NH2GC-400 I	3
80	80NH2G-400			80NH2GC-400	80NH2GC-400 I	3		
100	100NH2G-400			100NH2GC-400	100NH2GC-400 I	3		
125	125NH2G-400			125NH2GC-400	125NH2GC-400 I	3		
160	160NH2G-400			160NH2GC-400	160NH2GC-400 I	3		
200	200NH2G-400			200NH2GC-400	200NH2GC-400 I	3		
2	224		224NH2G-400	224NH2GC-400	224NH2GC-400 I	3		
	250		250NH2G-400	250NH2GC-400	250NH2GC-400 I	3		
	315		315NH2G-400	315NH2GC-400	315NH2GC-400 I	3		
	355		355NH2G-400	355NH2GC-400	355NH2GC-400 I	3		
	400		400NH2G-400	400NH2GC-400	400NH2GC-400 I	3		
			3	315	315NH3G-400	315NH3GC-400	315NH3GC-400 I	3
355		355NH3G-400		355NH3GC-400	355NH3GC-400 I	3		
400		400NH3G-400		400NH3GC-400	400NH3GC-400 I	3		
425		425NH3G-400		425NH3GC-400	425NH3GC-400 I	3		
500		500NH3G-400		500NH3GC-400	500NH3GC-400 I	3		
630		630NH3G-400		630NH3GC-400	630NH3GC-400 I	3		

500 Vac	Size	Rated Current (A)	Class gL-gG with voltage conducting gripping lugs and dual-indication	Class gL-gG with voltage-free metal gripping lugs and central indication	Class aM with voltage conducting gripping lugs	Pack Quantity
	000 & 00	10	10NHG000B	10NHC00GCI	10NHC00M	3
		16	16NHG000B	16NHC00GCI	16NHC00M	3
		20	20NHG000B	20NHC00GCI	20NHC00M	3
		25	25NHG000B	25NHC00GCI	25NHC00M	3
		32	32NHG000B	32NHC00GCI	32NHC00M	3
		35	35NHG000B	35NHC00GCI	35NHC00M	3
		40	40NHG000B	40NHC00GCI	40NHC00M	3
		50	50NHG000B	50NHC00GCI	50NHC00M	3
		63	63NHG000B	63NHC00GCI	63NH00M	3
		80	80NHG000B	80NHC00GCI	80NH00M	3
		100	100NHG000B	100NHC00GCI	100NH00M	3
		125	125NHG000B	125NH00GCI	125NH00M	3
160	160NHG000B	160NH00GCI	160NH00M	3		
	0	10	10NHG0B	10NH0GCI	10NH0M	3
		16	16NHG0B	16NH0GCI	16NH0M	3
		20	20NHG0B	20NH0GCI	20NH0M	3
		25	25NHG0B	25NH0GCI	25NH0M	3
		32	32NHG0B	32NH0GCI	32NH0M	3
		35	35NHG0B	35NH0GCI	35NH0M	3
		40	40NHG0B	40NH0GCI	40NH0M	3
		50	50NHG0B	50NH0GCI	50NH0M	3
		63	63NHG0B	63NH0GCI	63NH0M	3
		80	80NHG0B	80NH0GCI	80NH0M	3
		100	100NHG0B	100NH0GCI	100NH0M	3
		125	125NHG0B	125NH0GCI	125NH0M	3
160	160NHG0B	160NH0GCI	160NH0M	3		
	01	6	-	6NH01GCI	6NH01M	3
		10	10NHG01B	10NH01GCI	10NH01M	3
		16	16NHG01B	16NH01GCI	16NH01M	3
		20	20NHG01B	20NH01GCI	20NH01M	3
		25	25NHG01B	25NH01GCI	25NH01M	3
		32	32NHG01B	32NH01GCI	32NH01M	3
		35	35NHG01B	35NH01GCI	35NH01M	3
		40	40NHG01B	40NH01GCI	40NH01M	3
		50	50NHG01B	50NH01GCI	50NH01M	3
		63	63NHG01B	63NH01GCI	63NH01M	3
		80	80NHG01B	80NH01GCI	80NH01M	3
		100	100NHG01B	100NH01GCI	100NH01M	3
		125	125NHG01B	125NH01GCI	125NH01M	3
		160	160NHG01B	160NH01GCI	160NH01M	3
		200	200NHG1B	200NH1GCI	200NH1M	3
		224	224NHG1B	224NH1GCI	224NH1M	3
250	250NHG1B	250NH1GCI	250NH1M	3		
	02	35	35NHG02B	35NH02GCI	35NH02M	3
		40	40NHG02B	40NH02GCI	40NH02M	3
		50	50NHG02B	50NH02GCI	50NH02M	3
		63	63NHG02B	63NH02GCI	63NH02M	3
		80	80NHG02B	80NH02GCI	80NH02M	3
		100	100NHG02B	100NH02GCI	100NH02M	3
		125	125NHG02B	125NH02GCI	125NH02M	3
		160	160NHG02B	160NH02GCI	160NH02M	3
		200	200NHG02B	200NH02GCI	200NH02M	3
		224	224NHG02B	224NH02GCI	224NH02M	3
		250	250NHG02B	250NH02GCI	250NH02M	3
		315	315NHG2B	315NH2GCI	315NH2M	3
355	355NHG2B	355NH2GCI	355NH2M	3		
400	400NHG2B	400NH2GCI	400NH2M	3		
	03	250	250NHG03B	250NH03GCI	250NH03M	3
		315	315NHG03B	315NH03GCI	315NH03M	3
		355	355NHG03B	355NH03GCI	355NH03M	3
		400	400NHG03B	400NH03GCI	400NH03M	3
		450	450NHG03B	450NH03GCI	450NH03M	3
		500	500NHG3B	500NH3GCI	500NH3M	3
630	630NHG3B	630NH3GCI	630NH3M	3		
	4	630	630NH4G	-	-	1
		800	800NH4G	-	-	1
		1000	1000NH4G	-	-	1
		1250	1250NH4G	-	-	1
	4a	500	500NH4AG	-	-	1
		630	630NH4AG	-	-	1
		800	800NH4AG	-	-	1
		900	900NH4AG	-	-	1
		1000	1000NH4AG	-	-	1
		1250	1250NH4AG	-	-	1
1600	1600NH4AG	-	-	1		


Size 4 & 4a are standard indication

690 Vac	Size	Rated Current (A)	Class gL-gG with voltage conducting metal gripping lugs	Class aM with voltage conducting gripping lugs	Pack Quantity
	C00 & 00	2	-	-	3
		4	-	-	3
		6	6NH00G-690	6NHC00M-690	3
		10	10NH00G-690	10NHC00M-690	3
		16	16NH00G-690	16NHC00M-690	3
		20	20NH00G-690	20NHC00M-690	3
		25	25NH00G-690	25NHC00M-690	3
		32	32NH00G-690	32NHC00M-690	3
		35	35NH00G-690	35NHC00M-690	3
		40	40NH00G-690	40NHC00M-690	3
		50	50NH00G-690	50NHC00M-690	3
		63	63NH00G-690	63NH00M-690	3
		80	80NH00G-690	80NH00M-690	3
		100	100NH00G-690	100NH00M-690	3
125	125NH00G-690	125NH00M-690	3		
160	160NH00G-690	160NH00M-690	3		
	C0 & 0	6	NH0G-690	6NHC0M-690	3
		10	NH0G-690	10NHC0M-690	3
		16	NH0G-690	16NHC0M-690	3
		20	NH0G-690	20NHC0M-690	3
		25	NH0G-690	25NHC0M-690	3
		32	NH0G-690	32NHC0M-690	3
		35	NH0G-690	35NHC0M-690	3
		40	NH0G-690	40NHC0M-690	3
		50	NH0G-690	50NHC0M-690	3
		63	NH0G-690	63NH0M-690	3
		80	NH0G-690	80NH0M-690	3
		100	NH0G-690	100N0M-690	3
		125	NH0G-690	125NH0M-690	3
			1	6	-
10	-			-	3
16	-			-	3
20	-			-	3
25	-			-	3
32	-			-	3
35	-			-	3
40	40NH1G-690			-	3
50	50NH1G-690			-	3
63	63NH1G-690			-	3
80	80NH1G-690			80NH1M-690	3
100	100NH1G-690			100N1M-690	3
125	125NH1G-690			125NH1M-690	3
160	160NH1G-690			160NH1M-690	3
200	200NH1G-690			200NH1M-690	3
224	224NH1G-690			-	3
250	250NH1G-690	-	3		
	2	35	-	-	3
		40	-	-	3
		50	-	-	3
		63	-	-	3
		80	-	-	3
		100	100NH2G-690	-	3
		125	125NH2G-690	125NH2M-690	3
		160	160NH2G-690	160NH2M-690	3
		200	200NH2G-690	200NH2M-690	3
		224	224NH2G-690	224NH2M-690	3
		250	250NH2G-690	250NH2M-690	3
		315	315NH2G-690	315NH2M-690	3
		350	-	-	-
		355	355NH2G-690	355NH2M-690	3
		400	400NH2G-690	400NH2M-690	3
			3	250	-
315	315NH3G-690			315NH3M-690	3
350	-			-	-
355	355NH3G-690			355NH3M-690	3
400	400NH3G-690			400NH3M-690	3
450	-			450NH3M-690	3
500	500NH3G-690			500NH3M-690	3
630	630NH3G-690			630NH3M-690	3

FUSE LINKS FOR THE PROTECTION OF TRANSFORMERS

400 Vac	Size	Nominal Rating of Transformer (kVA)	Rated Current (1 _{int})	Class gTr with voltage conducting metal gripping lugs	Pack Quantity
	2	50	72	50NH2GTr	3
		75	108	75NH2GTr	3
		100	144	100NH2GTr	3
		125	180	125NH2GTr	3
		160	231	160NH2GTr	3
		200	289	200NH2GTr	3
	250	361	250NH2GTr	3	
	3	50	72	50NH3GTr	3
		75	108	75NH3GTr	3
		100	144	100NH3GTr	3
		125	180	125NH3GTr	3
		160	231	160NH3GTr	3
		200	289	200NH3GTr	3
		250	361	250NH3GTr	3
		315	455	315NH3GTr	3
		400	577	400NH3GTr	3
		500	722	500NH3GTr	3
		630	909	630NH3GTr	3
	4a	100	144	100NH4GTr	3
		125	180	125NH4GTr	3
		160	231	160NH4GTr	3
		200	289	200NH4GTr	3
		250	361	250NH4GTr	3
		315	455	315NH4GTr	3
		400	577	400NH4GTr	3
		500	722	500NH4GTr	3
		630	909	630NH4GTr	3
800		1155	800NH4GTr	3	
1000	1443	1000NH4GTr	3		

FUSE LINKS FITTED WITH STRIKER

500 Vac and 690 Vac	Size	Rated Current (A)	Voltage (Vac)	Class gL-gG with voltage conducting metal gripping lugs	Class aM with voltage conducting metal gripping lugs	Pack Quantity
	1	63	690	63NH1G-S	63NH1M-S	3
		80		80NH1G-S	80NH1M-S	3
		100		100NH1G-S	100NH1M-S	3
		125		125NH1G-S	125NH1M-S	3
		160		160NH1G-S	160NH1M-S	3
		200		200NH1G-S	200NH1M-S	3
		250		250NH1G-S	250NH1M-S	3
		315		315NH1G-S	-	3
	355	355NH1G-S	-	3		
	2	125	690	125NH2G-S	125NH2M-S	3
		160		160NH2G-S	160NH2M-S	3
		200		200NH2G-S	200NH2M-S	3
		250		250NH2G-S	250NH2M-S	3
		315		315NH2G-S	315NH2M-S	3
		355		355NH2G-S	355NH2M-S	3
		400		400NH2G-S	400NH2M-S	3
		425		425NH2G-S	-	3
	500	500NH2G-S	-	3		
	3	315	690	315NH3G-S	-	3
		355		355NH3G-S	-	3
		400		400NH3G-S	400NH3M-S	3
		425		425NH3G-S	425NH3M-S	3
		500		500NH3G-S	500NH3M-S	3
		630		630NH3G-S	630NH3M-S	3
	800	800NH3G-S	-	3		
	4	500	500	500NH4G-S	-	1
		630		630NH4G-S	-	1
800		800NH4G-S		-	1	
1000		1000NH4G-S		-	1	
1250		1250NH4G-S		-	1	



Fuses Bases and Accessories

- Available in multiple pole configurations for sizes 000 to 4 to DIN 43 620 & IEC60269-2-1
- Rated current range is 160A to 1250A
- Thermoplastic base resistant to high temperature and self-extinguishable
- Ceramic fuse bases also available
- Silver plated contacts with high-contact pressure springs
- Fixation by DIN rail or screw
- Accessories include separating plates, terminal covers and fuse covers allowing IP-20 protection



Fuse Rails

- Available in Sizes 000 to 3 to IEC60269, DIN VDE 57 636 Part 21
- Rated current range is 160A to 630A
- Thermostable reinforced polyester; self-extinguishable
- Electrolytic copper contacts and busbars
- Stainless steel contact springs
- Protection level of IP-20



Fuse Switch Disconnectors

- Available for size 000 to 3 to DIN VDE 0660 Part 107 IEC60947-3
- Rated current range is 160A to 1250A
- For use with Class gG and aM fuse links DIN 43 620
- Horizontal and Vertical style fuse switch Disconnectors
- 3-Pole and 1-Pole switchable

Bussmann®

CIRCUIT PROTECTION SOLUTIONS

Bussmann are one of the world's leading suppliers of fuses and fusible protection systems. Provider of the world's first truly global product line, each product is backed by an efficient world-wide distribution network service and unrivalled technical support. Bussmann circuit protection solutions comply with major international standards: BS, IEC, DIN and UL.

A comprehensive range of circuit protection solutions fused and non-fused.


NHSS - 2003

Cooper Bussmann
Cooper (UK) Limited
Burton-on-the-Wolds
Leicestershire · LE12 5TH UK
Telephone: 44 (0) 1509 882 737
Facsimile: 44 (0) 1509 882 786
<http://www.bussmann.com>

© Cooper Bussmann 2003. Printed February 2003



NH FUSE SYSTEM



LOW VOLTAGE FUSE LINKS




IEC BUSBAR FUSE SYSTEM



CONTRACTOR PRODUCTS



HIGH SPEED FUSES



HIGH VOLTAGE PRODUCTS

Your Representative

A **COOPER** Industries Company.