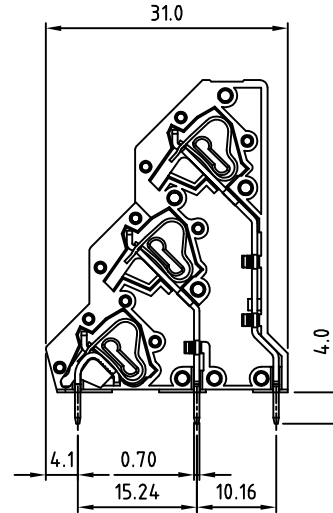
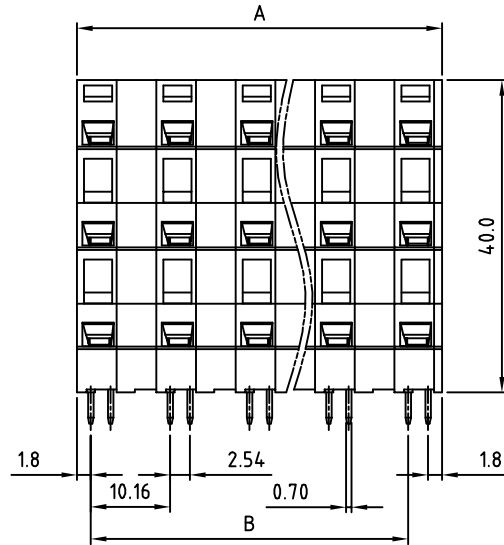


SIGN	DATE	DESCRIPTION	APPROVER

THIS IS CAD DRAWING, DO NOT REVISE MANUALLY!!!



- Material:
- Terminal body
 - (Contact pin): Brass
 - Wire guard: Stainless steel
 - Surface of solder tail: Tin plated
 - Insulator(housing): Thermoplastic (UL94V-0)

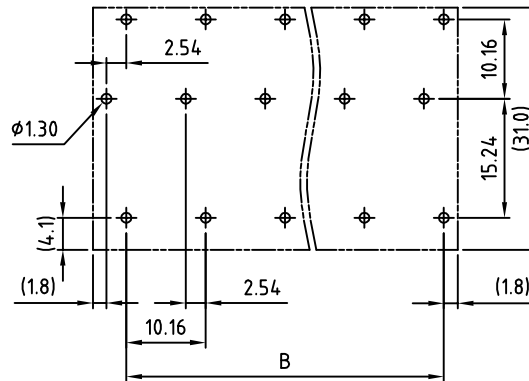
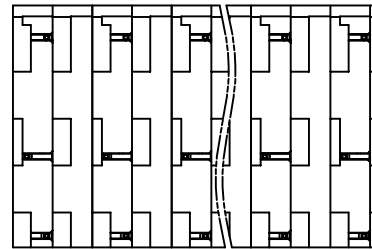
- Electrical: cULus
- Voltage rating: 300V
 - Current rating: 10A
 - Wire range:
 - Solid wire(AWG): 12-28
 - Stranded wire(AWG): 12-28
 - Wire strip length: 6-7mm
 - Withstanding Voltage: 1.6KV
 - Operating temperature: -30°C to +105°C
 - Soldering temperature: 250°C±10°C/5 Sec
- RoHS Compliant

PART NUMBER:

OSTHRXX4081

- No. of Poles
- 06: 3x2 POLES
 - 09: 3x3 POLES
 - 33: 3x11POLES
 - 36: 3x12 POLES

- COLOR
- 0: BLACK
 - 5: Green
 - 6: Blue
 - 8: Grey (Standard)



PCB Layout

THESE DRAWINGS AND SPECIFICATIONS ARE THE PROPERTY OF ON-SHORE TECHNOLOGY, INC. AND SHALL NOT BE REPRODUCED, COPIED OR USED IN ANY MANNER WITHOUT THE PRIOR WRITTEN CONSENT OF ON-SHORE TECHNOLOGY, INC.



POLE	2	3	4	5	6	7	8	9	10	11	12	
A	16.24	26.40	36.56	46.72	56.88	67.04	77.20	87.36	97.52	107.68	117.84	
B	10.16	20.32	30.48	40.64	50.80	60.96	71.12	81.28	91.44	101.60	111.76	
Tol.	±0.15						±0.30					

TITLE	OSTHR 10.16mm Series (Solder pins staggered by half the pin spacing)											
PART NO.	OSTHRXX4081					DWG NO.	OSTHRXX4081.DWG					
APPROVED	CHECKED	DESIGNED	DRAWN	CUST NO.								Tolerance
		Tony 2007.11.19	Tony 2007.11.19									X. ±0.50
												X.X ±0.30
												X.XX ±0.10
												X° ±1°
												UNIT: mm
												SCALE: NONE
												SHEET: 01/01
												REV: C