

REVISIONS			6	5	4	3	2	1
ECN NO	DATE	REVISION	DESCRIPTION					CHANGER
CY14-5284	2013/10/11	B	CHANGE DP CONNECTOR AND UPDATE BOM					AHOU
CY14-6401	2014/03/31	C	1.CHANGE SHELL 2. CHANGE CONNECTOR					AHOU
CY15-6131	2015/06/12	D	CHANGE P1 SIDE CONNECTOR, INNER MOLD AND OUTER MOLD					AHOU
	2019/05/22	D1	OBSOLETE PART NO 687850003, 687850002					RPRABHUM

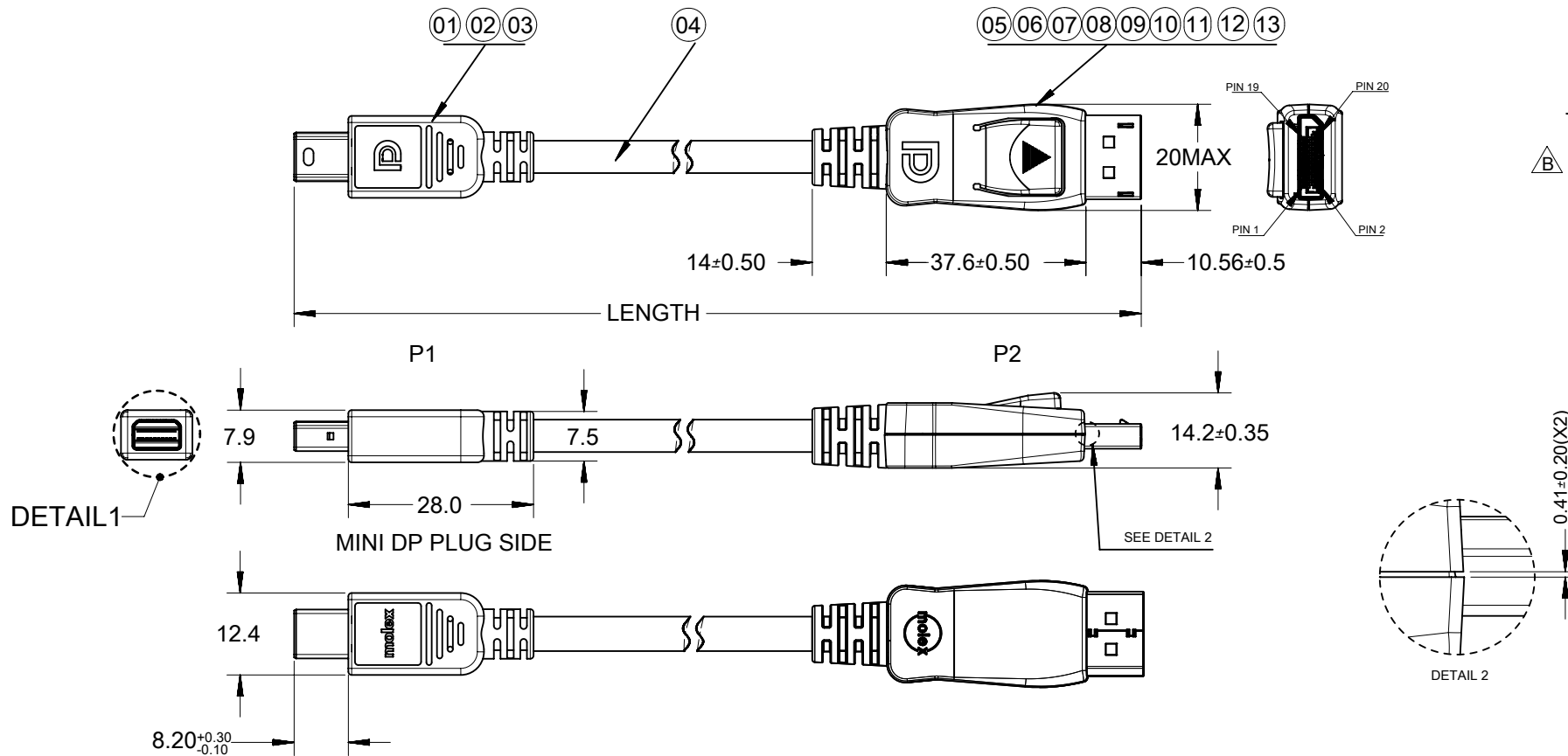
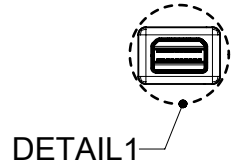


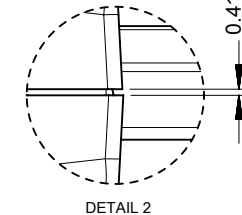
TABLE-1:

PART NO.	LENGTH
687850001	1000±20

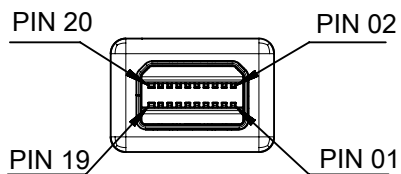


MINI DP PLUG SIDE

SEE DETAIL 2



DETAIL 2



DETAIL 1

THIS DRAWING CONTAINS INFORMATION THAT IS PROPRIETARY TO MOLEX ELECTRONIC TECHNOLOGIES, LLC AND SHOULD NOT BE USED WITHOUT WRITTEN PERMISSION

DIMENSION UNITS		SCALE		CURRENT REV DESC:	
mm		NTS			
GENERAL TOLERANCES (UNLESS SPECIFIED)				EC NO: 624787	
	MM		INCH	DRWN: RPRABHUM	2019/05/22
4 PLACES	±			CHK'D: GGA	2019/11/11
3 PLACES	±			APPR: GGA	2019/11/11
2 PLACES	±	0.25		INITIAL REVISION:	
1 PLACE	±	0.5		DRWN: JASON.LU	2009/02/06
0 PLACES	±			APPR:	
ANGULAR TOL ± 0.5 °				THIRD ANGLE PROJECTION	
DRAFT WHERE APPLICABLE MUST REMAIN WITHIN DIMENSIONS				DRAWING	
				SERIES	
				MATERIAL NUMBER	
				CUSTOMER	
				SHEET NUMBER	

MINIDP PLUG TO STD DP PLUG CABLE ASSY

PRODUCT CUSTOMER DRAWING

DOCUMENT NUMBER	DOC TYPE	DOC PART	REVISION
SD-68785-0001	PSD	001	D1

DOCUMENT STATUS	P1	RELEASE DATE	2019/11/11	02:36:06
-----------------	----	--------------	------------	----------

WIRING DIAGRAM

MINI DP PLUG SOURCE SIDE	WIRE COLOR	DP PLUG SINK SIDE	FUNCTION
PIN 01	DRAIN WIRE	PIN 11	GROUND
PIN 03	WHITE	PIN 12	ML0+
PIN 05	BROWN	PIN 10	ML0-
PIN 07	DRAIN WIRE	PIN 08	GROUND
PIN 09	WHITE	PIN 09	ML1+
PIN 11	RED	PIN 07	ML1-
PIN 13	DRAIN WIRE	PIN 05	GROUND
PIN 15	WHITE	PIN 06	ML2+
PIN 17	GREEN	PIN 04	ML2-
PIN 19	RED	PIN 19	GROUND
PIN 02	ORANGE	PIN 18	HOT PLUG DETECT
PIN 04	YELLOW	PIN 13	CONFIG 1
PIN 06	BROWN	PIN 14	CONFIG 2
PIN 08	DRAIN WIRE	PIN 02	GROUND
PIN 10	WHITE	PIN 03	ML3+
PIN 12	BLUE	PIN 01	ML3-
PIN 14	DRAIN WIRE	PIN 16	GROUND
PIN 16	WHITE	PIN 15	AUX+
PIN 18	ORANGE	PIN 17	AUX-
PIN 20	---	PIN 20	NO CONNECTION
SHELL	BRAID	SHELL	GROUND

NOTES:

1. APPEARANCE REQUIREMENT: UNLESS OTHER SPECIFIED FOLLOW CORRELATIVE MOLEX WORKMANSHIP STANDARD.
2. MECHANICAL SPECIFICATION:
 - 2.1 PULL FORCE FOR CABLE: 5.0 KGF FOR ONE MINUTE.
 - 2.2 FLEXING TEST FOR STRAIN RELIEF: 100 CYCLES IN EACH OF TWO PLANES PER EIA 364-41.
3. ELECTRICAL CHARACTERISTIC: MUST MEET MOLEX ES-000 & ES-042.
4. ASSEMBLY REQUIREMENTS: THE JOINT BETWEEN DP PLUG AND METAL CAN MUST BE SOLDERED.
5. THIS PRODUCT MUST MEET THE MOLEX CHEMICAL SUBSTANCE REQUIREMENT: MOLEX ES-40000-5016.

	13	STRAIN RELIEF FOR DP BLACK	---	1 PCS
	12	COVER-UP FOR DISPLAYPORT	---	1 PCS
	11	COVER-DOWN FOR DISPLAYPORT	---	1 PCS
	10	LATCH FOR DISPLAYPORT 2	---	1 PCS
	09	LATCH FOR DISPLAYPORT 1	---	1 PCS
	08	INNER-SHELL-LOWER FOR DISPLAYPORT		
	07	INNER-SHELL-UPPER FOR DISPLAYPORT		1 PCS
	06	PLUG SUB-ASSY FOR DISPLAYPORT	ABS+PC	1 PCS
	05	PRE-CUT COPPER FOIL 14 x 40mm T=25u	COPPER	1 PCS
	04	MINIDP CABLE, 5PX34+4CX32AWG, Ø4.9MM	---	---
	03	Double Elec.PRE-CUT C.FOIL 35X18mm T=25u	---	1 PCS
	02	wire holder 34AWG DP mini-DP to mini-DP	---	1 PCS
	01	auto-soldering type Mini-DP, 15u plated	---	1 PCS
	ITEM	DESCRIPTION	MATERIAL	USAGE

THIS DRAWING CONTAINS INFORMATION THAT IS PROPRIETARY TO MOLEX ELECTRONIC TECHNOLOGIES, LLC AND SHOULD NOT BE USED WITHOUT WRITTEN PERMISSION																	
DIMENSION UNITS		SCALE		CURRENT REV DESC:				DOCUMENT NUMBER		DOC TYPE DOC PART REVISION							
mm		NTS		EC NO: 624787 DRWN: RPRABHUM 2019/05/22 CHK'D: GGA 2019/11/11 APPR: GGA 2019/11/11 INITIAL REVISION: DRWN: JASON.LU 2009/02/06 APPR:				SD-68785-0001		PSD	001	D1					
GENERAL TOLERANCES (UNLESS SPECIFIED)								MINIDP PLUG TO STD DP PLUG CABLE ASSY				PRODUCT CUSTOMER DRAWING					
	MM		INCH														
4 PLACES	±		±														
3 PLACES	±		±														
2 PLACES	±	0.25	±														
1 PLACE	±	0.5	±														
0 PLACES	±		±														
ANGULAR TOL ± 0.5 °				THIRD ANGLE PROJECTION				DRAWING		SERIES		MATERIAL NUMBER		CUSTOMER		SHEET NUMBER	
DRAFT WHERE APPLICABLE MUST REMAIN WITHIN DIMENSIONS						A4-SIZE		68785		SEE TABLE-1		MOLEX INC/IGT		2 OF 2			

DOCUMENT STATUS	P1	RELEASE DATE	2019/11/11	02:36:06
-----------------	----	--------------	------------	----------