

## PCB terminal block - FFKDSA1/H-3,81- 5 - 1869871

Please be informed that the data shown in this PDF Document is generated from our Online Catalog. Please find the complete data in the user's documentation. Our General Terms of Use for Downloads are valid (<http://phoenixcontact.com/download>)

PCB terminal block, Nominal current: 12 A, Nom. voltage: 160 V, Pitch: 3.81 mm, Number of positions: 5, Connection method: Spring-cage connection, Mounting: Soldering, Conductor/PCB connection direction: 0 °, Color: green



The illustration shows the 10-position version

### Key commercial data

Packing unit	1 pc
Minimum order quantity	50 pc
Weight per Piece (excluding packing)	4.56 GRM
Custom tariff number	85369010
Country of origin	Greece

### Technical data

#### Dimensions

Length	13.6 mm
Pitch	3.81 mm
Dimension a	15.24 mm
Pin dimensions	0,5 x 1 mm
Hole diameter	1.3 mm

#### General

Range of articles	FFKDS(A)/H
Rated surge voltage (III/3)	2.5 kV
Rated surge voltage (III/2)	2.5 kV
Rated surge voltage (II/2)	2.5 kV
Rated voltage (III/3)	160 V
Rated voltage (III/2)	160 V
Rated voltage (II/2)	320 V
Connection in acc. with standard	EN-VDE
Nominal current $I_N$	12 A

## PCB terminal block - FFKDSA1/H-3,81- 5 - 1869871

### Technical data

#### General

Nominal cross section	1 mm <sup>2</sup>
Solder pin surface	Sn
Stripping length	10 mm
Number of positions	5

#### Connection data

Conductor cross section AWG/kcmil min.	26
Conductor cross section AWG/kcmil max	18
Minimum AWG according to UL/CUL	26
Maximum AWG according to UL/CUL	16

### Classifications

#### eCl@ss

eCl@ss 4.0	27141109
eCl@ss 4.1	27141109
eCl@ss 5.0	27141190
eCl@ss 5.1	27141190
eCl@ss 6.0	27261101
eCl@ss 7.0	27440401
eCl@ss 8.0	27440401

#### ETIM

ETIM 3.0	EC001121
ETIM 4.0	EC002643
ETIM 5.0	EC002643

#### UNSPSC

UNSPSC 6.01	30211801
UNSPSC 7.0901	39121432
UNSPSC 11	39121432
UNSPSC 12.01	39121432
UNSPSC 13.2	39121432

### Approvals

#### Approvals

---

# PCB terminal block - FFKDSA1/H-3,81- 5 - 1869871

## Approvals


### Approvals


CSA / UL Recognized / cUL Recognized / CCA / KEMA-KEUR / IECCE CB Scheme / cULus Recognized


### Ex Approvals

### Approvals submitted

## Approval details

CSA 		
		B
mm <sup>2</sup> /AWG/kcmil	26-18	
Nominal current I <sub>N</sub>	10 A	
Nominal voltage U <sub>N</sub>	150 V	

UL Recognized 		
	B	D
mm <sup>2</sup> /AWG/kcmil	26-16	26-16
Nominal current I <sub>N</sub>	6 A	6 A
Nominal voltage U <sub>N</sub>	300 V	300 V


cUL Recognized 		
	B	D
mm <sup>2</sup> /AWG/kcmil	26-16	26-16
Nominal current I <sub>N</sub>	6 A	6 A
Nominal voltage U <sub>N</sub>	300 V	300 V


CCA	
mm <sup>2</sup> /AWG/kcmil	1

## PCB terminal block - FFKDSA1/H-3,81- 5 - 1869871

### Approvals

Nominal voltage UN	130 V

KEMA-KEUR 	
mm <sup>2</sup> /AWG/kcmil	1
Nominal voltage UN	130 V

IECEE CB Scheme 	
mm <sup>2</sup> /AWG/kcmil	1
Nominal voltage UN	130 V

cULus Recognized 	
--	--