

Photoelectrics Retro-reflective, Polarized Type PD30CNP60....SA

CARLO GAVAZZI



- Miniature sensor range
- Range: 6 m
- Sensitivity adjustment by Potentiometer
- Modulated, red light 625 nm, polarized
- Supply voltage: 10 to 30 VDC
- Output: 100 mA, NPN or PNP preset
- Make and break switching function
- LED indication for output, stability and power ON
- Protection: reverse polarity, short circuit and transients
- Cable and plug versions
- Excellent EMC performance



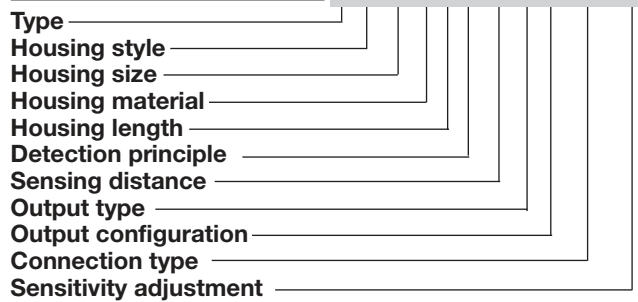
Product Description

The PD30CNP60 sensor family comes in a compact 10 x 30 x 20 mm reinforced PMMA/ABS housing. The sensors are useful in applications where high-accuracy detection as well as small size is required. Compact housing and high

power LED for excellent performance-size ratio. The Potentiometer function for adjustment of the sensitivity makes the sensors highly flexible. The output type is preset (NPN or PNP), and the output switching function is NO and NC output.

Ordering Key

PD30CNP60NAM5SA



Type Selection

Housing W x H x D	Range S _n	Connection	Ordering no. NPN Make and break switching	Ordering no. PNP Make and break switching
10 x 30 x 20 mm 10 x 30 x 20 mm	6 m 6 m	Cable Plug	PD 30 CNP 60 NASA PD 30 CNP 60 NAM5SA	PD 30 CNP 60 PASA PD 30 CNP 60 PAM5SA

Specifications

Rated operating distance (S_n) Ø 80 mm (ER4) reflector ER4060 reflector	≤ 6 m ≤ 4 m	OFF-state current (I_r)	≤ 100 µA
Blind zone	≤ 100 mm @ Ø80 mm (ER4) and ER4060 reflector	Voltage drop (U_d)	≤ 2 VDC @ I _e max
Sensitivity Electrical adjustment Mechanical adjustment	210° 240°	Protection	Short-circuit, reverse polarity and transients
Temperature drift	≤ 0.2%/°C	Light source	InGaAlP, LED, 625 nm
Hysteresis (H)	5% to 20%	Light type	Red, modulated
Rated operational volt. (U_B)	10 to 30 VDC (ripple included)	Emitter angle	± 2° @ half sensing distance
Ripple (U_{rpp})	≤ 10%	Light spot	110 mm @ 1.5 meters
Output current Continuous (I _a) Short-time (I)	≤ 100 mA ≤ 100 mA (max. load capacity 100 nF)	Ambient light	≤ 10,000 lux
No load supply current (I₀)	≤ 25 mA @ U _B max	Operating frequency (f)	≤ 1000 Hz
Minimum operational current (I_m)	≤ 0.5 mA	Response time OFF-ON (t _{ON}) ON-OFF (t _{OFF})	≤ 0.5 ms ≤ 0.5 ms
		Power ON delay (t_v)	≤ 30 ms
		Output function Open collector	NPN or PNP by sensor type
		Output switching function	N.O. and N.C.

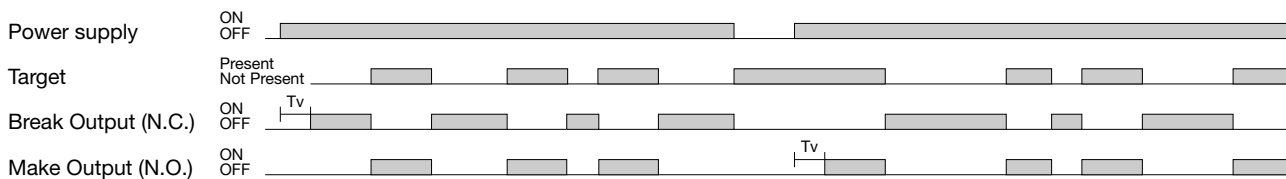


Specifications (cont.)

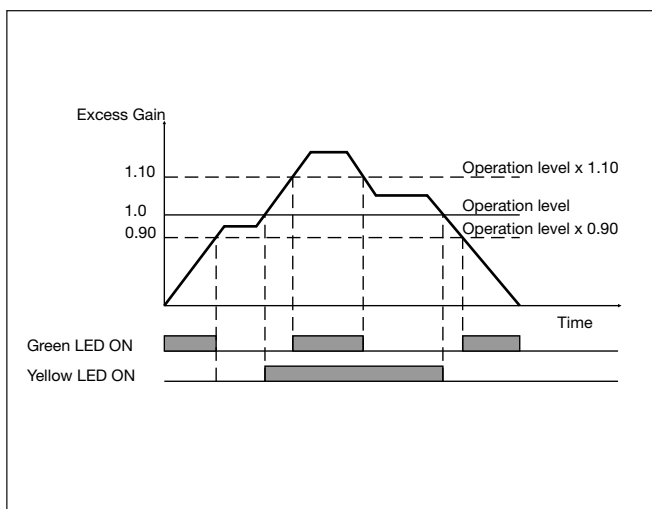
Indication Output ON Signal stability ON and Power ON	LED, yellow LED, green. See curve for condition of stability	Rated insulation voltage	≤ 500 VAC (rms)
Environment Installation category Pollution degree Degree of protection	III (IEC 60664/60664A; 60947-1) 3 (IEC 60664/60664A; 60947-1) IP 67 (IEC 60529; 60947-1)	Housing material Body Frontglas Trimmer shaft	ABS Light Grey PMMA Red POM Dark Grey
Ambient temperature Operating Storage	-25° to +60°C (-13° to +140°F) -40° to +70°C (-40° to +158°F)	Connection Cable Plug	PVC, black, 2 m 4 x 0.14 mm ² , Ø = 3.3 mm M8, 4-pin (CON. 54-series)
Vibration	10 to 150 Hz, 1.0 mm/15 G (IEC 60068-2-6)	Weight Cable version Plug version	≤ 50 g ≤ 20 g
Shock	30 g / 11ms, 3 pos, 3 neg per axis (IEC 60068-2-6, 60068-2-32)	CE-marking	Yes
		Approvals	cULus (UL508 + CSA)

Operation Diagram

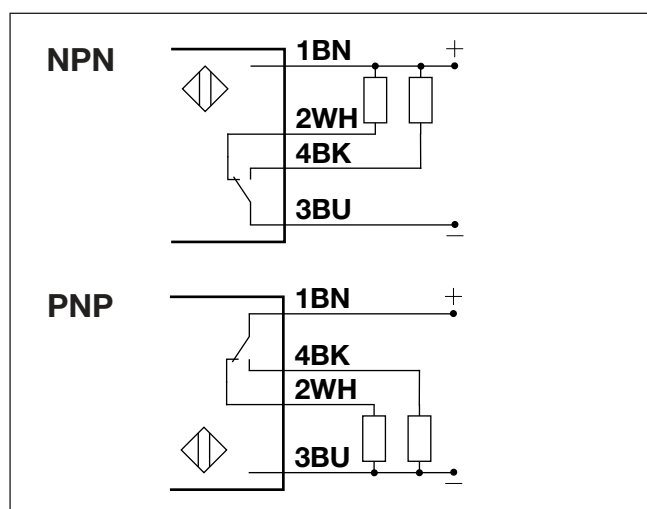
tv = Power ON delay



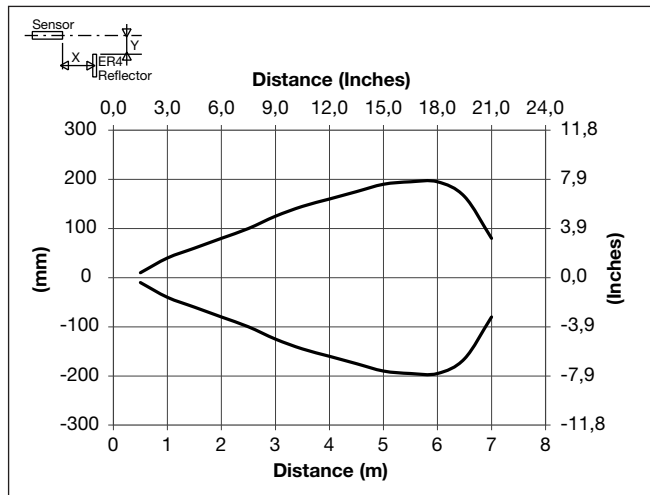
Signal Stability Indication



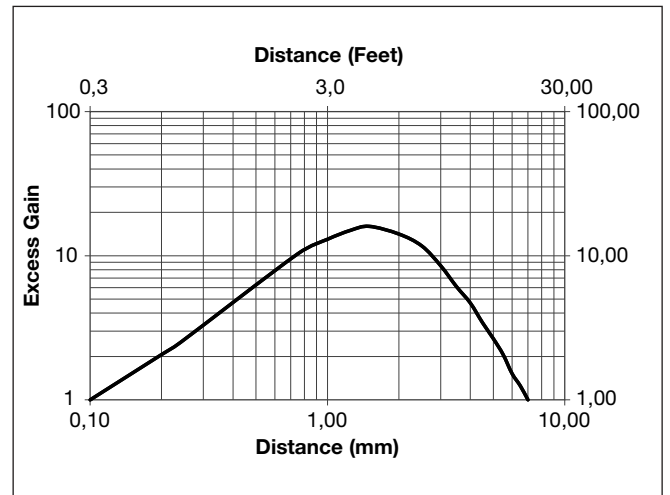
Wiring Diagrams



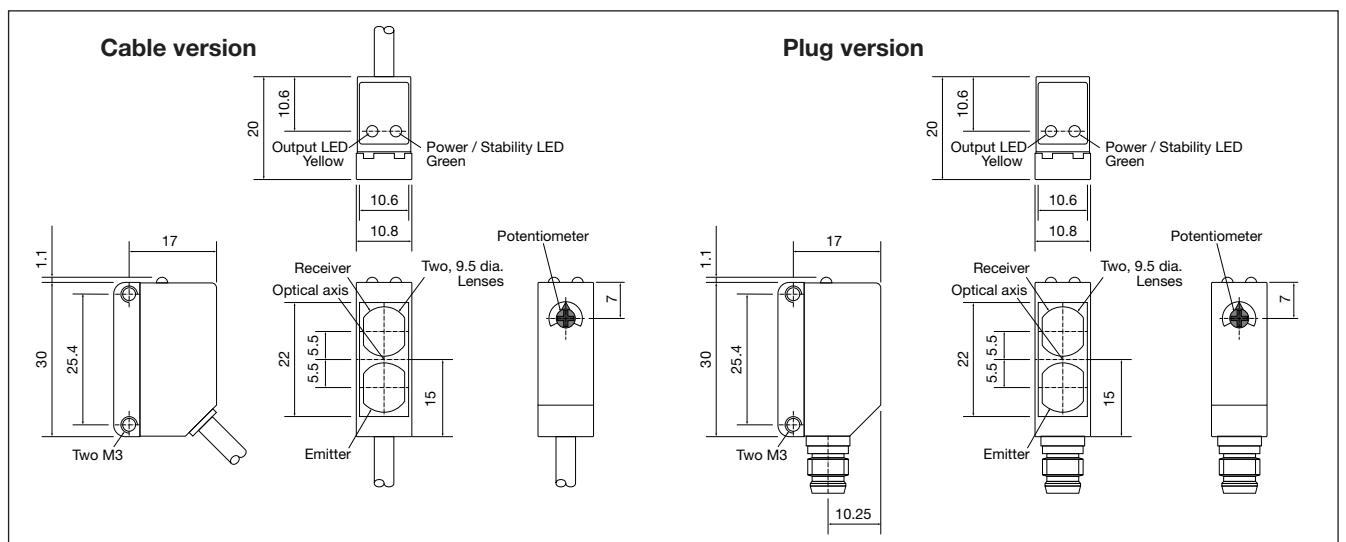
Detection Diagram



Excess Gain



Dimensions



Installation Hints

<p>To avoid interference from inductive voltage / current peaks, separate the proximity switch cables from any other power cables. E.g. Engine, contactor or solenoid cables</p>	<p>Relief of the cable strain</p> <p>The cable should not be pulled</p>	<p>Protection of the sensing face</p> <p>A proximity switch should not serve as mechanical stop</p>	<p>Sensor mounted on a mobile carrier</p> <p>Any repetitive flexing of the cable should be avoided</p>
--	---	---	--

Accessories

- Mounting bracket APD30-MB1 or APD30-MB2 to be purchased separately.

Delivery Contents

- Photoelectric switch: PD30CNP60 ...
- Screwdriver
- Packaging: Plastic bag