



OMX-01HMHM0002 HDBaseT 4K HDMI Extender Set

INSTALLATION & SPECIFICATIONS

Transmitter



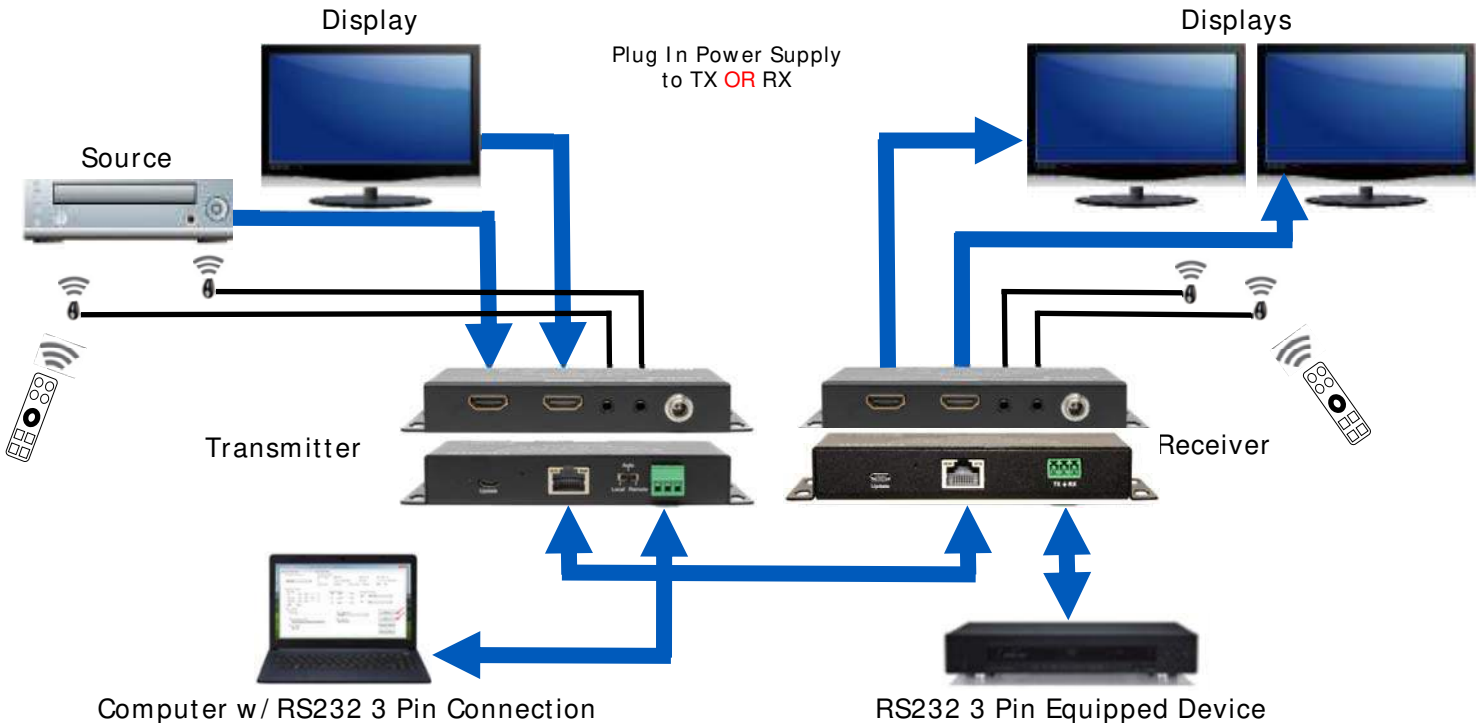
Receiver



- | | |
|--------------------------------|--|
| 1 HDMI IN-Connect Source | 6 Factory use only |
| 2 HDMI OUT-Connect Display | 7 CAT5e/6 Output |
| 3 IR-In Port-Connect IR Cable | 8 EDID |
| 4 IR-Out Port-Connect IR Cable | <ul style="list-style-type: none"> • Local-Copy EDID from TX Display • Remote-Copy EDI from RX Display |
| 5 Plug in AC Power Supply | 9 RS232 3 Pin Connection |

- | | |
|---------------------------------|--------------------------|
| 1 HDMI OUT 1-Connect Display | 6 Factory use only |
| 2 HDMI OUT 2-Connect Display #2 | 7 CAT5e/6 Input |
| 3 IR-Out Port-Connect IR Cable | 8 RS232 3 Pin Connection |
| 4 IR-IN Port-Connect IR Cable | |
| 5 Plug in Power Supply | |

Typical Application



FEATURES

HDMI Video Resolutions up to 4K2K@60Hz 4:4:4
Extends 3-Pin RS-232 & Two-Way IR signals
Full HD support: 1080p@60Hz@48b/pixels, 3D, 4Kx2K
1 Looping HMDI on TX, 2 HDMI on RX
Transmission Distance: 1080P Up to 230 Feet, 4K up to 131 Feet
Two-Way 24V PoH
Rugged Black Powder-Coated Metal Enclosure
CE, FCC Certified
Includes: (2) IR Blasters with Mounting Pads, (2) RS232 3 Pin Connectors, (1) 24V/1A Power Supply

SPECIFICATIONS

Compliance	HDMI 2.0, HDCP 2.2, HDCP 1.4
Video Bandwidth	18Gpbs
Video Formats	DTV/HDTV; 4K/1080P/1080i/720P (50Hz)/576P/480P/576i/480i
Input Video Signal	0.5-1.0 volts p-p
Input DDC Signal	5 volts p-p (TTL)
Output Audio Support	DTS-HD, Dolby-HD
Power Consumption	12W
Dimensions (HxWxD)	5.5 x 2.63 x 0.8 in
Weight	TX 9.1 oz / RX 9.2 oz

SAFETY PRECAUTIONS

- To prevent fire or shock hazard, do not expose this equipment to dust or high humidity. Do not use in an unprotected outdoor installation or in areas classified as overly damp or wet.
- The installation temperature should be kept between 32°F to 140°F (0°C to 60°C). Avoid direct sunlight exposure or extreme changes of temperature over a short period of time.
- Do not place the unit on an unstable base and avoid heavy impact.
- Proper ventilation is required for permanent installation. Do not block or cover enclosure openings as they protect the unit from overheating.
- Prior to cleaning, turn the power off and unplug the unit from all connections. Use a damp cloth. Do not use liquid or aerosol cleaners.
- Do not overload outlets and extension cords as this may result in a risk of fire or electric shock.
- Enclosure entry is dangerous. Never push objects of any kind, including liquids, through openings as they may touch dangerous voltage points or short-out parts that could result in a fire or electric shock.
- Do not open or service this unit yourself as opening or removing covers may expose you to dangerous voltage and other hazards.
- There are no user-serviceable parts inside the unit. If the unit requires service contact your authorized dealer, or authorized repair service company.

Federal Communications Commission (FCC) Compliance Notices

Class A Interference Statement

This equipment has been tested and found to comply with the limits for a Class A digital device, pursuant to part 15 of the FCC Rules. These limits are designed to provide reasonable protection against harmful interference when the equipment is operated in a commercial environment. This equipment generates, uses, and can radiate radio frequency energy and, if not installed and used in accordance with the instruction manual, may cause harmful interference to radio communications. Operation of this equipment in a residential area is likely to cause harmful interference in which case the user will be required to correct the interference at his own expense.

FCC Caution

This device complies with part 15 of the FCC Rules. Operation is subject to the following two conditions: (1) This device may not cause harmful interference, and (2) this device must accept any interference received, including interference that may cause undesired operation.