

## VARIOFACE COMPACT-LINE Modules for Ribbon Cable Plug Connectors

### UM 45-FLK 10...64

#### 1. Short Description

These VARIOFACE COMPACT-LINE modules connect ribbon cable connections in accordance with IEC 603-1/DIN 41 651 to screw and spring cage connection terminal blocks for conductor cross sections of up to 1.5 mm<sup>2</sup>.

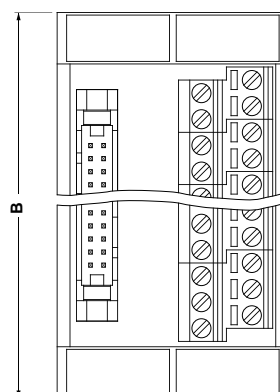
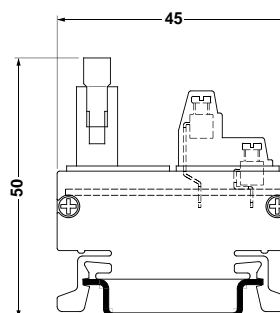

Their low construction height of just 45 mm ensures a low packing density in the switch cabinet, thereby taking into account the trend towards miniaturization. The required switch cabinet volume and all the costs associated with it are thereby reduced considerably.

The VARIOFACE COMPACT-LINE modules for ribbon cable connections are available in three designs:

- as standard FLK modules with screw connection (double-level terminal blocks) with 10 to 64 positions,
- as slim FLKS modules with screw connection (three-level terminal blocks) with 16 to 64 positions,
- and as standard FLK modules with spring cage connection (double-level terminal blocks) with 10 to 64 positions.

The side elements are labelled with SS-ZB markers for clear identification of the modules (see catalog part 3/4).

The modules are provided with low and high engagement catches to protect the ribbon cable plug against being accidentally released.



**Fig. 2**

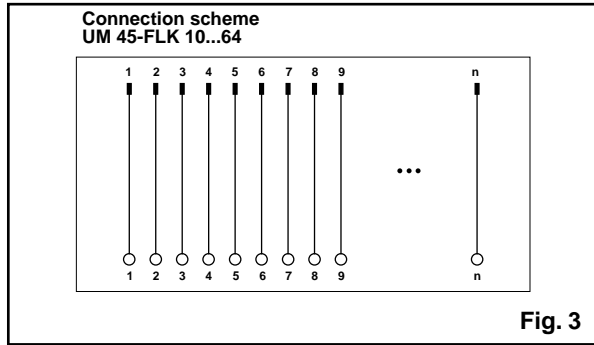


Fig. 3





Fig. 4

## 2. Technical Data

### UM 45-FLK 10...64

Screw connection 10 to 64 positions

(IEC) [mm <sup>2</sup> ]	rigid solid	flexible stranded	AWG	I [A]	U [V]
Connection data	0.14-1.5	0.14-1.5	26-16	1	60

2.1. Description	No. of pos.	Module width B [mm]
VARIOFACE module, with screw connection and ribbon cable plug connectors, for mounting on 	10	54
	14	59
	16	64
	20	75
	26	90
	34	110
	40	126
	50	151
	60	176
	64	186

Type	Order No.	Pcs. Pkt.
UM 45-FLK 10	29 62 54 4	1
UM 45-FLK 14	29 62 55 7	1
UM 45-FLK 16	29 62 56 0	1
UM 45-FLK 20	29 62 57 3	1
UM 45-FLK 26	29 62 58 6	1
UM 45-FLK 34	29 62 59 9	1
UM 45-FLK 40	29 62 60 9	1
UM 45-FLK 50	29 62 61 2	1
UM 45-FLK 60	29 62 62 5	1
UM 45-FLK 64	29 62 63 8	1

### 2.2. General data

Max. perm. operating voltage	25 V AC/60 V DC
Max. perm. current (per FLK pin)	1 A
Test voltage input/output	0.5 kV AC, 50 Hz, 60 s
Ambient temperature range	-20 °C to +50 °C
Installation position	as desired

### 2.3. Standards/regulations

Air and creepage distances	IEC 664/IEC 664 A/DIN VDE 0110; DIN VDE 0160 (in parts) contamination class 2, surge voltage category II, DIN VDE 0109, part 11
----------------------------	---

<http://www.phoenixcontact.com>  
 TNR: 5104231-00  
 15.04.99  
 © PHOENIX CONTACT