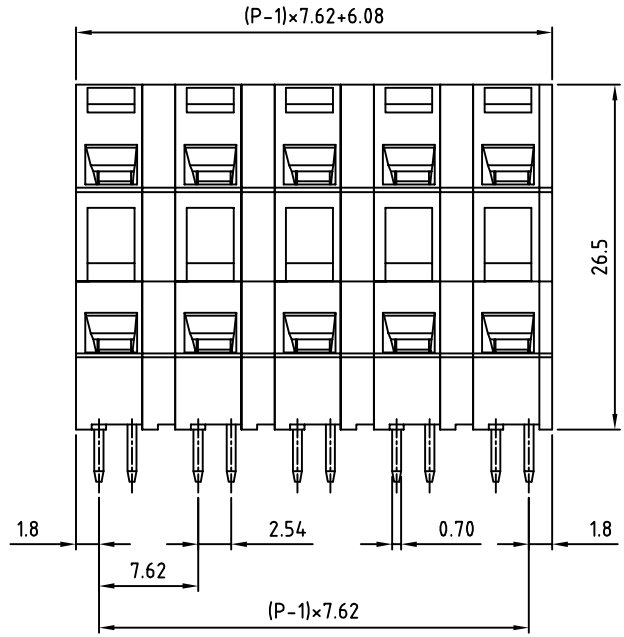
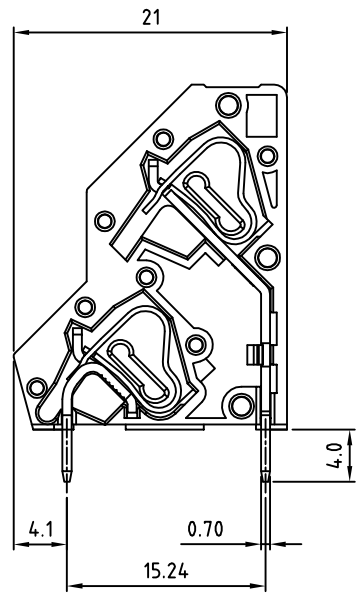


SIGN	DATE	DESCRIPTION	APPROVER

THIS IS CAD DRAWING, DO NOT REVISE MANUALLY!!!



P=Number of Poles



- Material:
- Terminal body
 - (Contact pin): Brass
 - Wire guard: Stainless steel
 - Surface of solder tail: Tin plated
 - Insulator(housing): Thermoplastic (UL94V-0)

- Electrical: cULus
- Voltage rating: 300V
 - Current rating: 10A
 - Wire range:
 - Solid wire(AWG): 12-28
 - Stranded wire(AWG): 12-28
 - Wire strip length: 5-6mm
 - Withstanding Voltage: 1.6KV
 - Operating temperature: -30°C to +105°C
 - Soldering temperature: 245°C±10°C/5 Sec

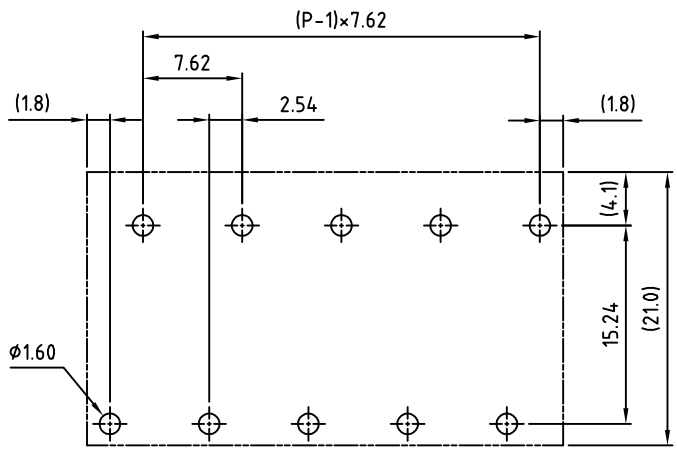
RoHS Compliant

PART NUMBER:

OSTHQXX5081

- | | |
|----------------|--------------------|
| No. of Poles | COLOR |
| 04: 2x02 Poles | 0: Black |
| 06: 2x03 Poles | 5: Green |
| : | 6: Blue |
| 48 2x24 Poles | 8: Grey (Standard) |

THESE DRAWINGS AND SPECIFICATIONS ARE THE PROPERTY OF ON-SHORE TECHNOLOGY, INC. AND SHALL NOT BE REPRODUCED, COPIED OR USED IN ANY MANNER WITHOUT THE PRIOR WRITTEN CONSENT OF ON-SHORE TECHNOLOGY, INC.



PCB Layout

Poles	Tolerance
2P-4P	±0.50
5P-8P	±0.60
10P-12P	±0.80



TITLE		OSTHQ 7.62mm Series (Solder pins staggered by half the pin spacing)			
PART NO.	OSTHQXX5081	DWG NO.	OSTHQXX5081.DWG		
APPROVED	CHECKED	DESIGNED	DRAWN	CUST NO.	Tolerance
		Tony 2006.07.18	Tony 2006.07.18		X. ±0.50
					X.X ±0.30
					X.XX ±0.10
					X° ±1°
				SHEET: 01/01	UNIT: mm
					SCALE: NONE
					REV.: B