

DO NOT SCALE FROM THIS PRINT

DESIGNED & DIMENSIONED IN MILLIMETERS (INCHES FOR REFERENCE ONLY)

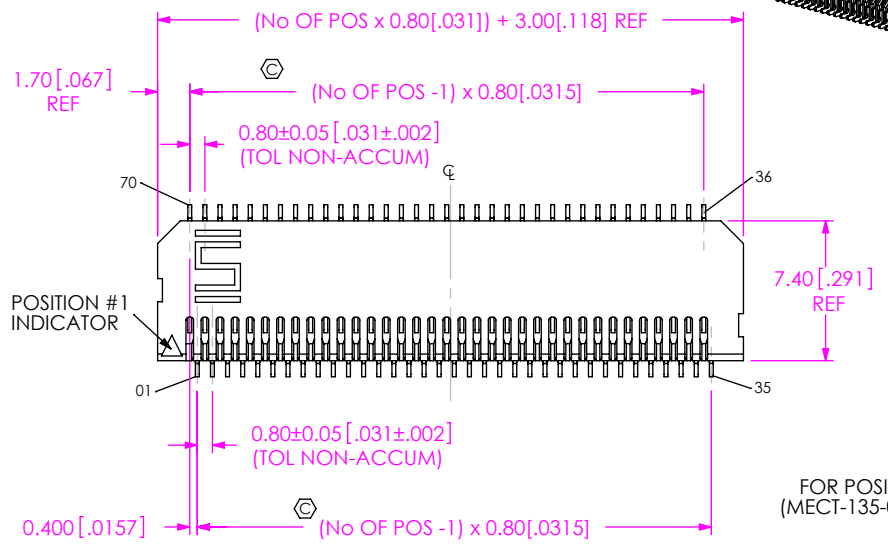
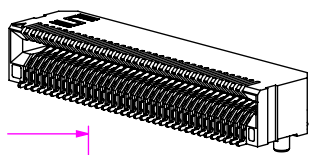
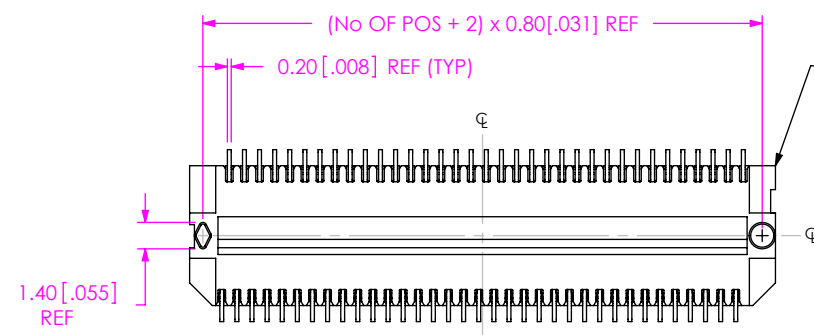
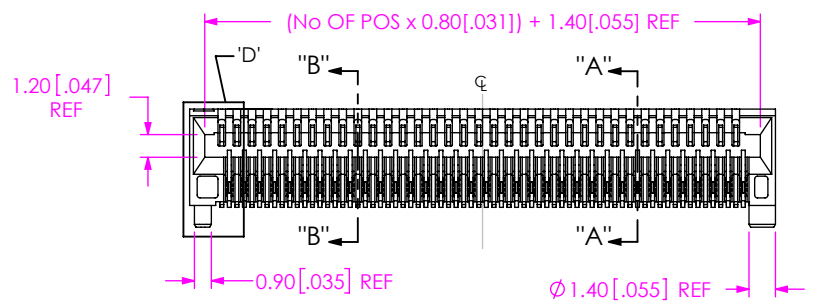


FIG 1 FOR POSITIONS -10, -20 & -35 (MECT-135-01-XX-D-RA1 SHOWN)



MECT-1XX-XX-XX-D-RAX-XX

No OF POSITIONS

-10, -15, -20, -35 (PER ROW)

CARD THICKNESS

-01: 1mm [.039] THICK CARD (USE MECT-XX-01-D-RAX)

PLATING

- M: SELECTIVE MEDIUM GOLD (USE C-173-XX-M & C-174-XX-M)
- S: SELECTIVE GOLD (USE C-173-XX-S & C-174-XX-S)
- MM: SELECTIVE MEDIUM GOLD, MATTE TIN TAIL (USE C-173-XX-M & C-174-XX-M)
- SM: SELECTIVE GOLD, MATTE TIN TAIL (USE C-173-XX-S & C-174-XX-S)

PACKAGING

- BLANK: TUBES
- TR: TAPE & REEL
- FR: FULL REEL QTY TAPE & REEL

TAIL OPTION

- RA1: STANDARD (SEE FIG. 1) (USE MECT-XX-01-D-RA1, C-173-01-X & C-174-04-X)
- *-RA2: ELEVATED (SEE FIG. 2) (USE MECT-XX-01-D-RA2, C-173-02-X & C-174-02-X)

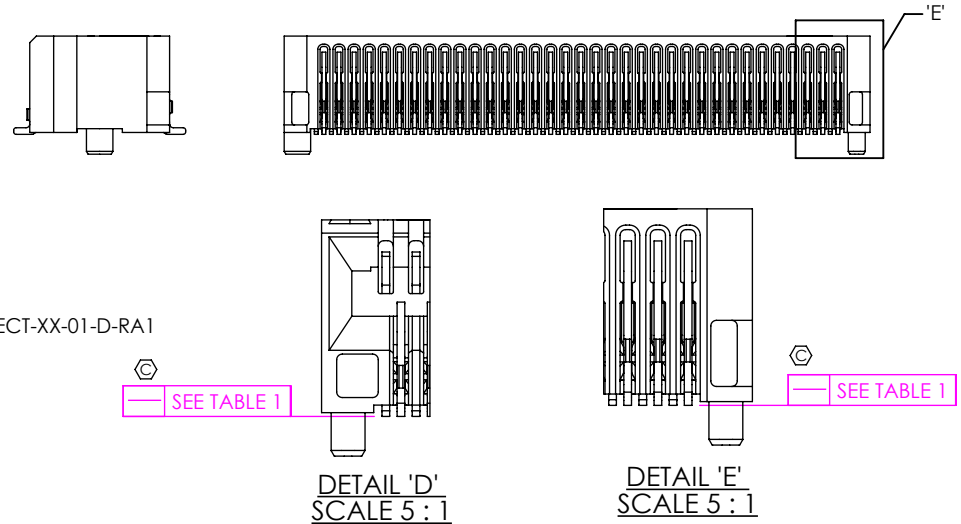
ROW SPECIFICATION

- D: DOUBLE (USE MECT-XX-XX-D-RAX)

* = NOT TOOLED

TABLE 1

No OF POS	COPLANARITY	STRAIGHTNESS ROW 1	STRAIGHTNESS ROW 2
-10 THRU -35	0.102[.0040]	0.102[.0040]	0.102[.0040]
40 & -50	0.152[.0060]	0.152[.0060]	0.152[.0060]



UNLESS OTHERWISE SPECIFIED, DIMENSIONS ARE IN MILLIMETERS. TOLERANCES ARE:

DECIMALS	ANGLES
.X: ±.3 [.01]	2°
.XX: ±.13 [.005]	
.XXX: ±.051 [.0020]	

PROPRIETARY NOTE
THIS DOCUMENT CONTAINS CONFIDENTIAL AND PROPRIETARY INFORMATION AND ALL DESIGN, MANUFACTURING, REPRODUCTION, USE, PATENT RIGHTS AND SALES RIGHTS ARE EXPRESSLY RESERVED BY SAMTEC, INC. THIS DOCUMENT SHALL NOT BE DISCLOSED, IN WHOLE OR PART, TO ANY UNAUTHORIZED PERSON OR ENTITY NOR REPRODUCED, TRANSFERRED OR INCORPORATED IN ANY OTHER PROJECT IN ANY MANNER WITHOUT THE EXPRESS WRITTEN CONSENT OF SAMTEC, INC.

MATERIAL: DO NOT SCALE DRAWING SHEET SCALE: 2.5:1
INSULATOR: LCP, COLOR: BLACK
CONTACT: PHOS BRONZE

DESCRIPTION: 0.8mm [.031"] RIGHT ANGLE EDGE CARD ASSEMBLY
DWG. NO. **MECT-1XX-XX-XX-D-RAX-XX**
BY: KEVIN B 10/18/01 SHEET 1 OF 3

samtec
520 PARK EAST BLVD, NEW ALBANY, IN 47150
PHONE: 812-944-6733 FAX: 812-948-5047
e-Mail: info@SAMTEC.com code: 55322

- NOTES:
- ⊙ REPRESENTS A CRITICAL DIMENSION.
 - MAXIMUM BURR ALLOWANCE: 0.381[.0015].
 - MINIMUM PUSHOUT FORCE: .5 LB.
 - TUBES ARE STANDARD PACKAGING
 - ORDERS WILL BE PACKAGED ACCORDING TO THE SAMTEC PACKAGING EFFICIENCY STANDARDS (SPES) FOUND ON WWW.SAMTEC.COM
 - ATTACH LABEL TO EACH REEL

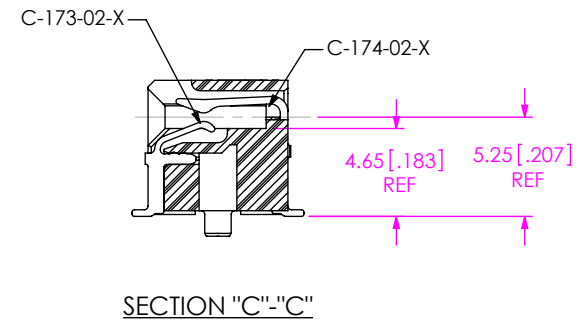
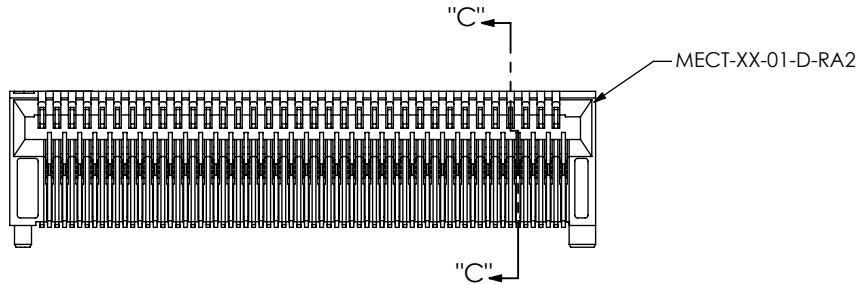
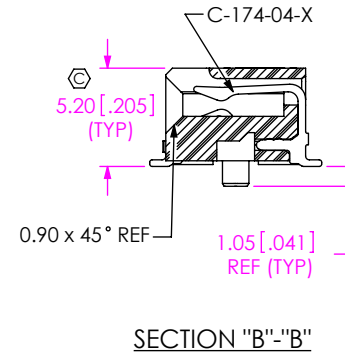
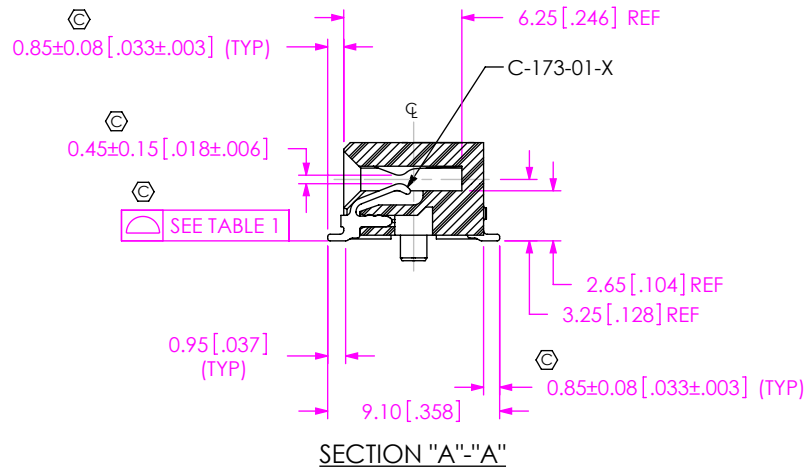


FIG 2
-RA2: ELEVATED OPTION
(SAME AS FIG 2, UNLESS OTHERWISE STATED)
(MECT-135-01-XX-D-RA2 SHOWN)
* = NOT TOOLED

F:\DWG\MISC\MKTG\MECT-1XX-XX-XX-D-RAX-XX-MKT.SLDDRW

<p>DO NOT SCALE DRAWING</p> <p>SHEET SCALE: 1:0.4</p>	<p>PROPRIETARY NOTE</p> <p>THIS DOCUMENT CONTAINS CONFIDENTIAL AND PROPRIETARY INFORMATION AND ALL DESIGN, MANUFACTURING, REPRODUCTION, USE, PATENT RIGHTS AND SALES RIGHTS ARE EXPRESSLY RESERVED BY SAMTEC, INC. THIS DOCUMENT SHALL NOT BE DISCLOSED, IN WHOLE OR PART, TO ANY UNAUTHORIZED PERSON OR ENTITY NOR REPRODUCED, TRANSFERRED OR INCORPORATED IN ANY OTHER PROJECT IN ANY MANNER WITHOUT THE EXPRESS WRITTEN CONSENT OF SAMTEC, INC.</p>	<p>samtec</p> <p>520 PARK EAST BLVD, NEW ALBANY, IN 47150 PHONE: 812-944-6733 FAX: 812-948-5047 e-Mail: info@SAMTEC.com code: 55322</p>
	<p>DESCRIPTION: 0.8mm [.031"] RIGHT ANGLE EDGE CARD ASSEMBLY</p>	
	<p>DWG. NO. MECT-1XX-XX-XX-D-RAX-XX</p>	
	<p>BY: KEVIN B 10/18/01 SHEET 2 OF 3</p>	

PACKAGING VIEWS
(LOAD PARTS WITH POSITION #1 INDICATOR
IN SAME DIRECTION AS ARROW ON TUBE)

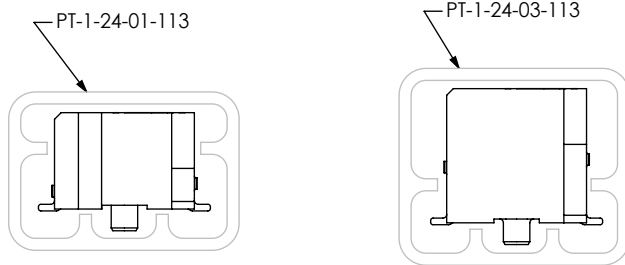


TABLE 3		
TAIL OPTION	TUBE	PLUG (2 PER TUBE)
-RA1	PT-1-24-01-113	TP-03
* -RA2	PT-1-24-03-113	TP-03

* = NOT TOOLED

-TR OPTION

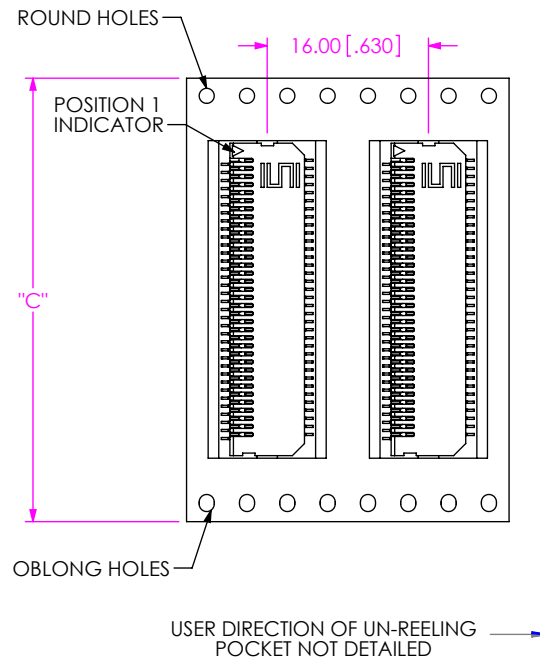


TABLE 4	
POSITION	"C"
-10	24.00 [.944]
-15	32.00 [1.260]
-20	32.00 [1.260]
-35	44.00 [1.732]

PROPRIETARY NOTE
THIS DOCUMENT CONTAINS CONFIDENTIAL AND PROPRIETARY INFORMATION AND ALL DESIGN, MANUFACTURING, REPRODUCTION, USE, PATENT RIGHTS AND SALES RIGHTS ARE EXPRESSLY RESERVED BY SAMTEC, INC. THIS DOCUMENT SHALL NOT BE DISCLOSED, IN WHOLE OR PART, TO ANY UNAUTHORIZED PERSON OR ENTITY NOR REPRODUCED, TRANSFERRED OR INCORPORATED IN ANY OTHER PROJECT IN ANY MANNER WITHOUT THE EXPRESS WRITTEN CONSENT OF SAMTEC, INC.

DO NOT SCALE DRAWING

SHEET SCALE: 1:0.4



520 PARK EAST BLVD. NEW ALBANY, IN 47150
PHONE: 812-944-6733 FAX: 812-948-5047
e-Mail: info@SAMTEC.com code: 55322

DESCRIPTION:
0.8mm [.031"] RIGHT ANGLE EDGE CARD ASSEMBLY

DWG. NO.
MECT-1XX-XX-XX-D-RAX-XX

BY: KEVIN B 10/18/01 SHEET 3 OF 3