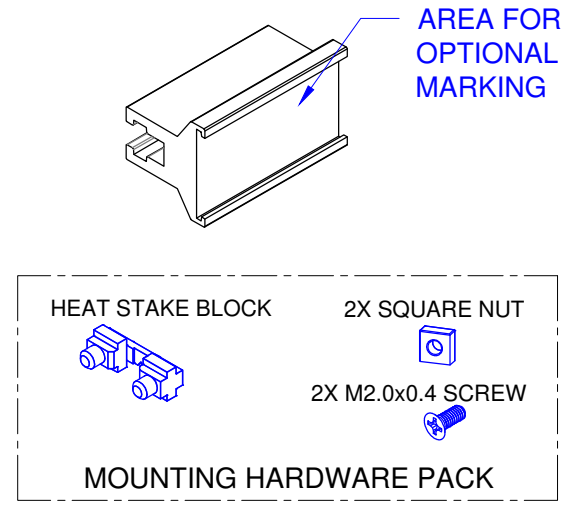
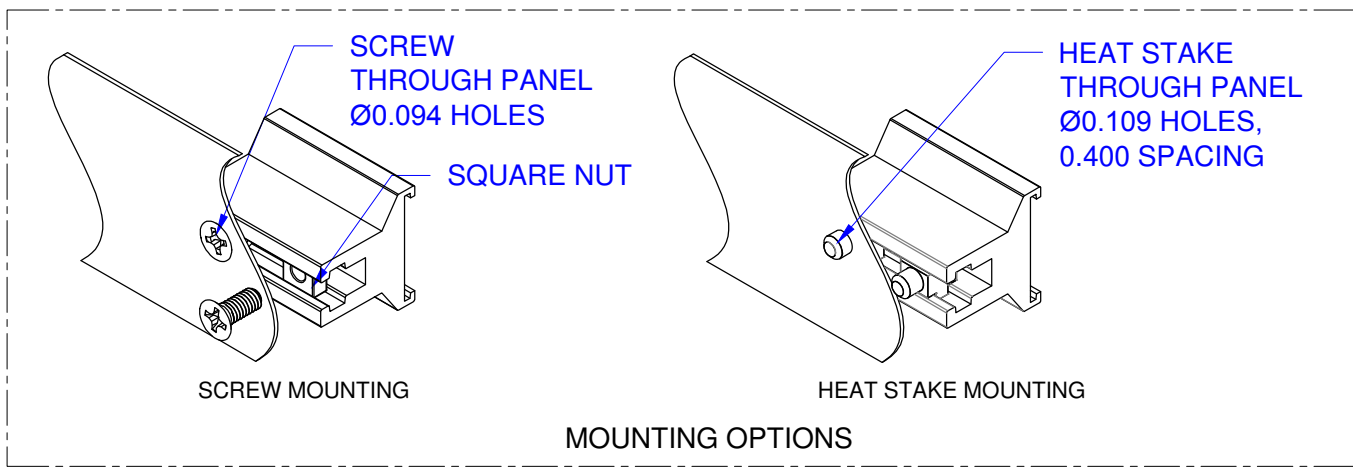
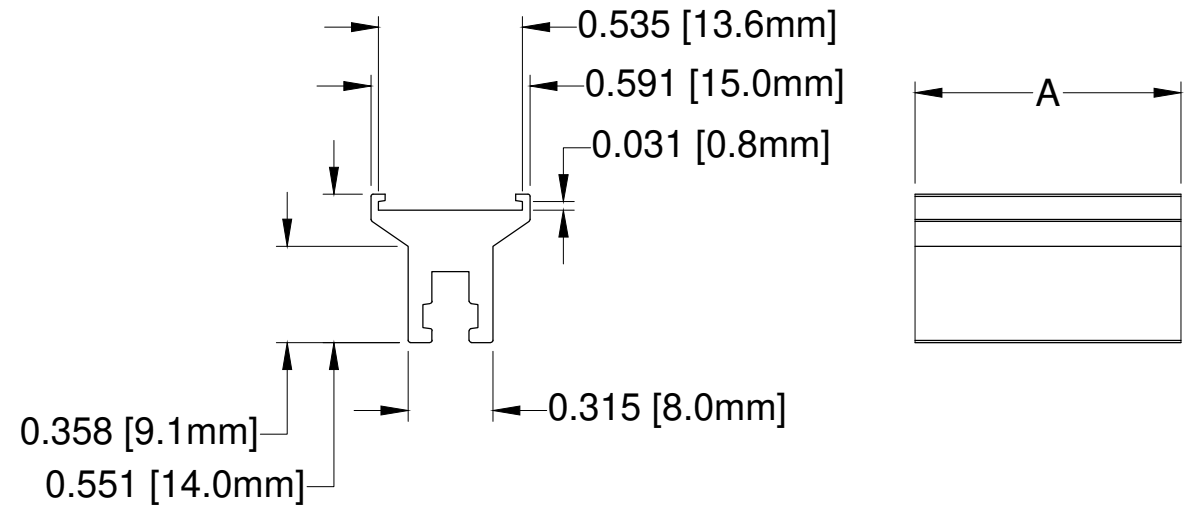


Part No.	Dim A	Mounting Hardware Pack Q'TY
CPCI-CP4HP	0.79 ( 20mm )	1
CPCI-CP5HP	0.99 ( 25mm )	1
CPCI-CP6HP	1.19 ( 30mm )	1
CPCI-CP7HP	1.39 ( 35mm )	2
CPCI-CP8HP	1.59 ( 40mm )	2
CPCI-CP10HP	1.99 ( 50mm )	2
CPCI-CP12HP	2.39 ( 61mm )	2
CPCI-CP14HP	2.79 ( 71mm )	3
CPCI-CP16HP	3.19 ( 81mm )	3
CPCI-CP18HP	3.59 ( 91mm )	3
CPCI-CP20HP	3.99 ( 101mm )	3

REV.	DESCRIPTION	DATE	APPROVED
A	Engineering Release.	06/25/14	J. C.
B	Notes Update without Change.	11/17/14	J. C.



NOTES:  
 1. Handle Material: Aluminum 6063 T6  
 2. Mounting Hardware Packaged Separately

STANDARD TOLERANCE (UNLESS OTHERWISE SPECIFIED)		 4 THOMAS, IRVINE, CA. 92618 TEL: (949) 951-8808 FAX: (949) 951-3974	
DECIMALS	ANGULAR		
X ± .2	X° ± 1°	 <b>TITLE: FACEPLATE HANDLE</b>	
.XX ± .02			
.XXX ± .010			
DESIGNED: <b>Brian Oliver</b>	DATE: <b>06/25/14</b>	PART NO: <b>CPCI-CPXHP</b>	REVISION: <b>B</b>
CHECKED: <b>A. Wright</b>	DATE: <b>06/25/14</b>	CAGE CODE : <b>32559</b>	SHEET # <b>1 OF 1</b>
CAD GENERATED DOCUMENT, DO NOT MEASURE DRAWING.			