



PRODUCT DATASHEET

Cindy series

last update 30/4/2013

DETAILS

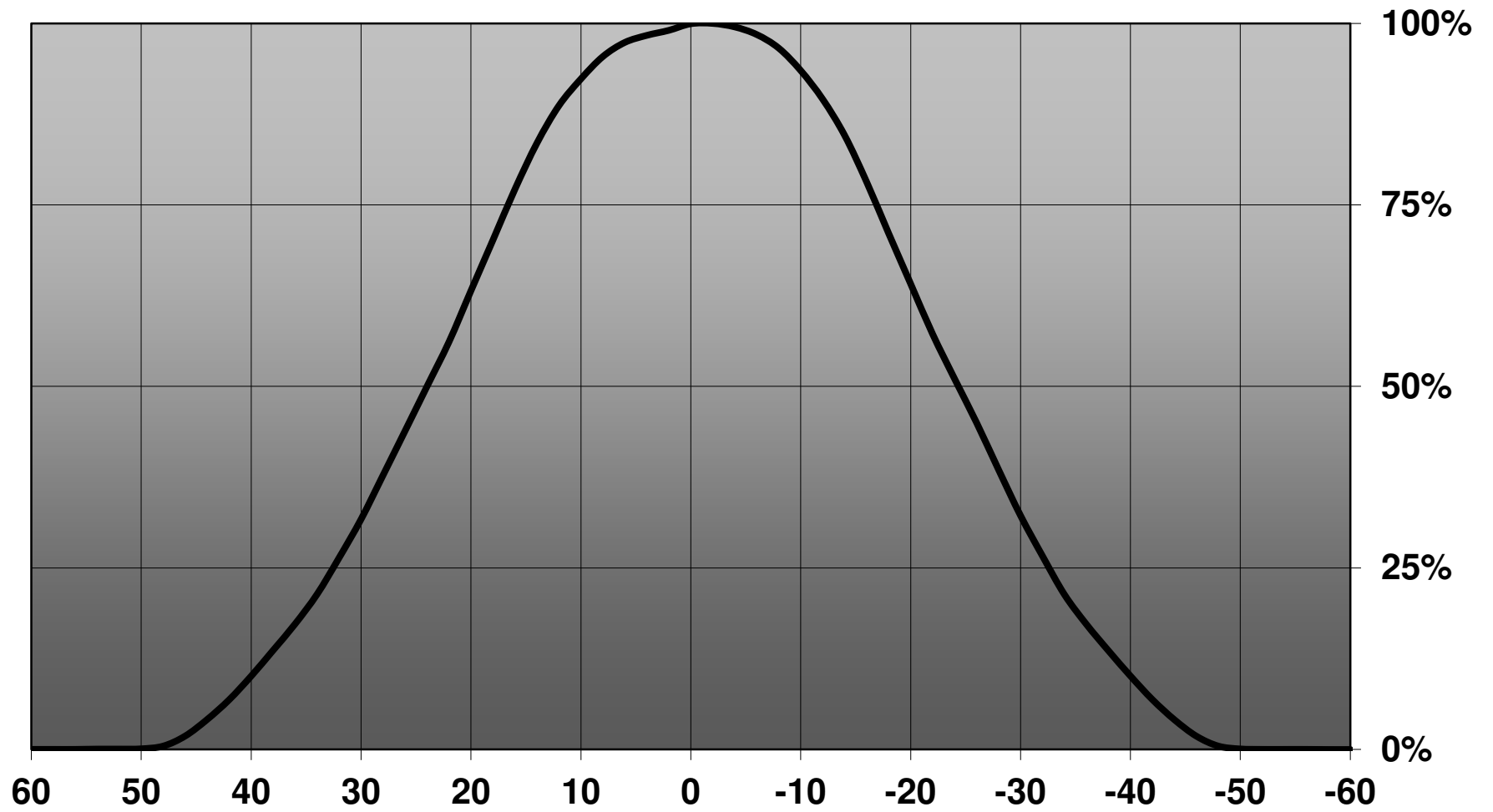
Product Number	C12211_CINDY-M2
Family	Cindy
Type	Reflector
Color	metal
Diameter	22.6 mm
Height	12.5 mm
Style	hexag
Optic Material	PC
Holder Material	
Fastening	glue
Status	ready
ROHS Compliant	Yes
Date Updated	21/05/2012



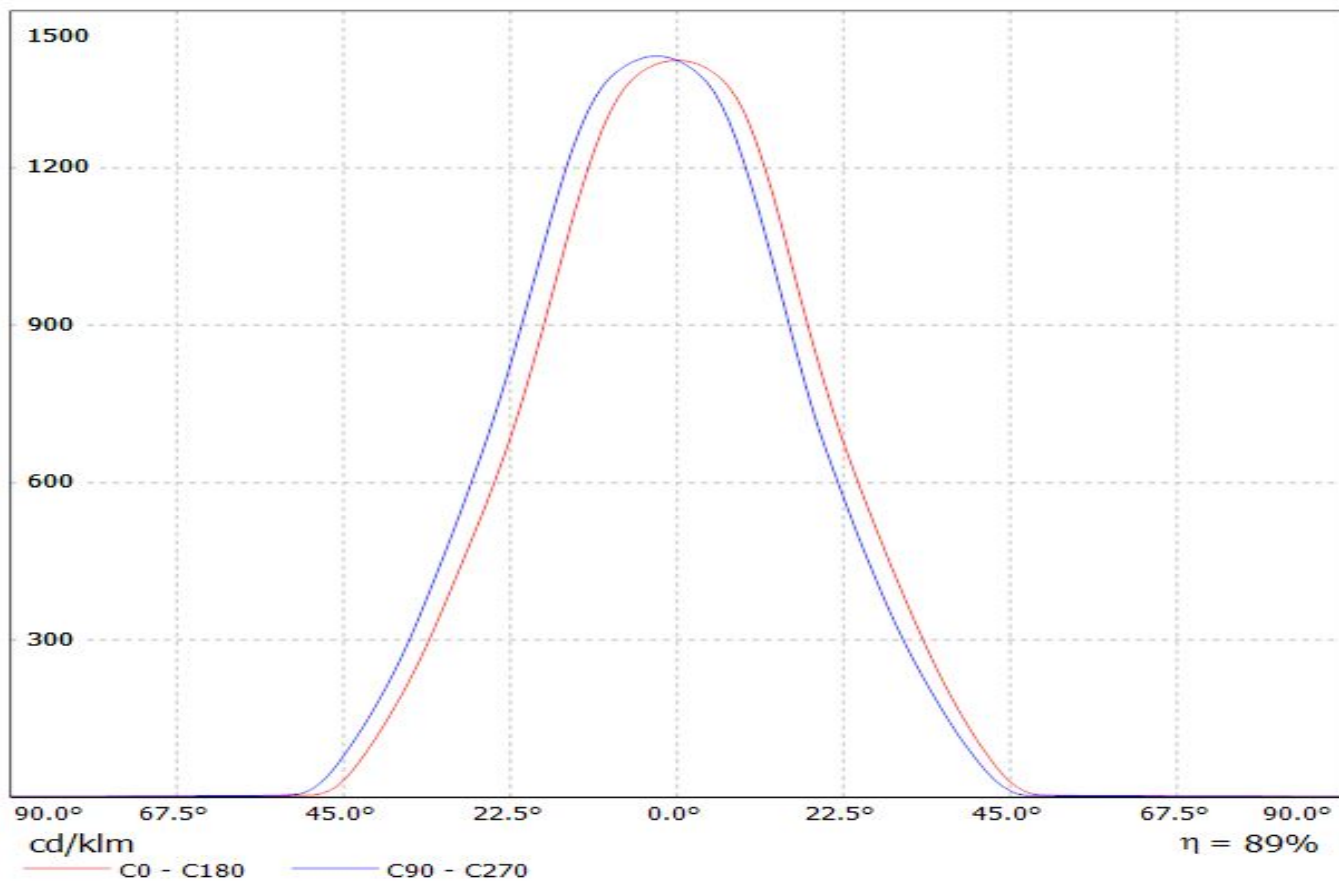
OPTICAL PROPERTIES

LED	Viewing	Light	Effi-	cd/lm	Connector
	Angle	Beam	ciency		
Mini Zenigata (GW5BM)	sim: 40	Medium	-	-	-
Mini Zenigata (GW6BM)	44 deg	Medium	89 %	1.410	-
Soleriq P9	48 deg	Medium	88 %	1.420	-
CL-L233	48 deg	Medium	82 %	1.300	-

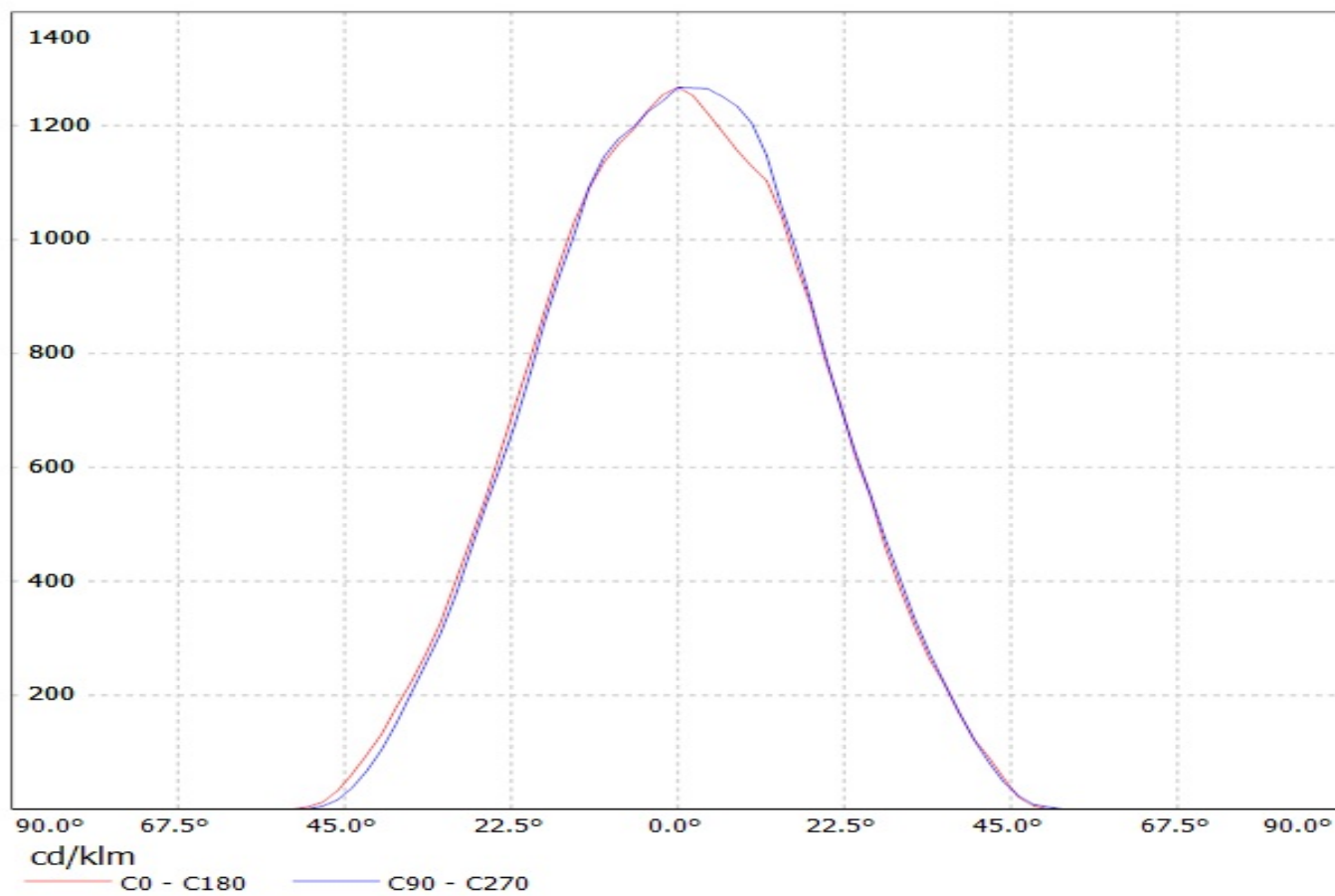
Relative intensity of C12211_CINDY-M2_(Soleriq P9)



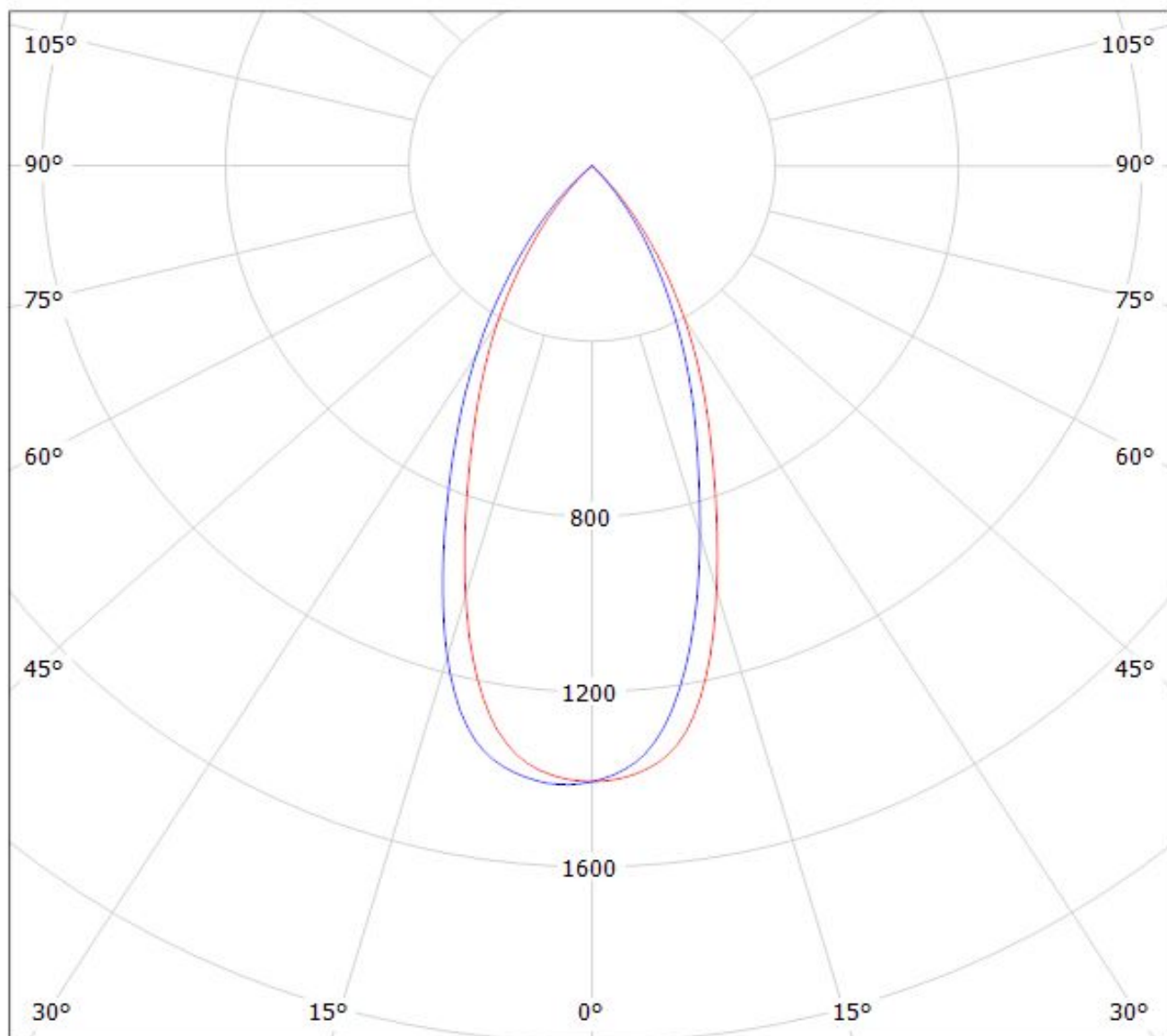
Luminaire: LEDiL Oy C12211_CINDY-M2 (Mini_Zenigata) Eff.89.2%
Lamps: 1 x Mini_Zenigata GW6BM (803.772lm@250mA)



Luminaire: Ledil Oy C12211_CINDY-M2 (Citizen CLL233 280lm @ 250mA) Efficiency=82%
Lamps: 1 x Citizen CLL233 280lm @ 250mA CCT=3211K P=4,2W I=250mA



Luminaire: LEDiL Oy C12211_CINDY-M2_(Mini_Zenigata) Eff.89.2%
Lamps: 1 x Mini_Zenigata GW6BM (803.772lm@250mA)

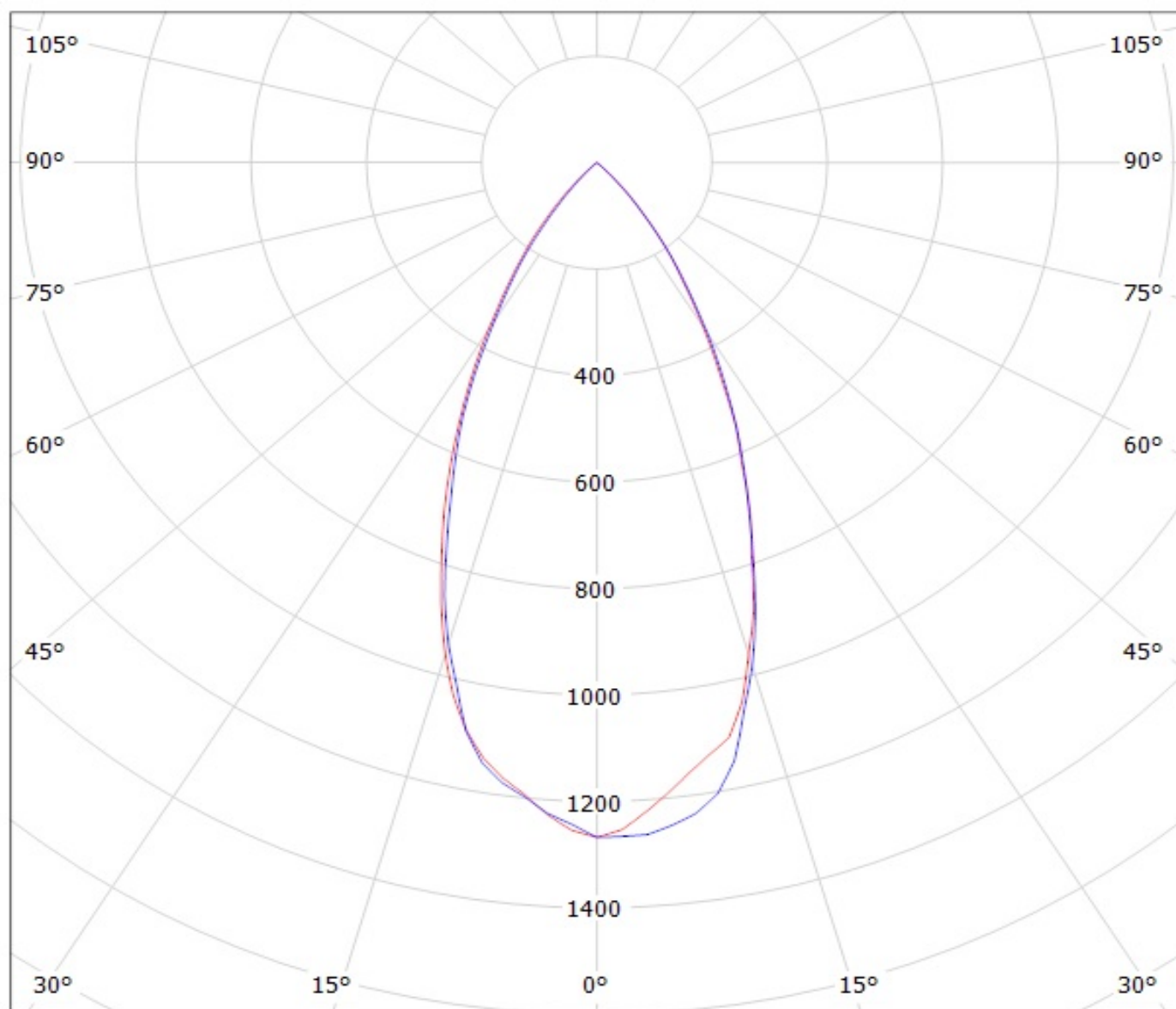


cd/klm

— C0 - C180 — C90 - C270

$\eta = 89\%$

Luminaire: Ledil Oy C12211_CINDY-M2 (Citizen CLL233 280lm @ 250mA) Efficiency=82%
Lamps: 1 x Citizen CLL233 280lm @ 250mA CCT=3211K P=4,2W I=250mA



cd/klm

— C0 - C180

— C90 - C270

NOTE: The typical divergence will be changed by different color, chip size and chip position tolerance. The typical total divergence is the full angle measured where the luminous intensity is half of the peak value.

GENERAL INFORMATION

- Product series especially designed & optimized for series of LEDs.
- Special care taken to make light distribution as uniform as possible.
- Reflector is made of aluminium coated PC (120 degrees of Celcius / 248 degrees of Fahrenheit) with protective lacquer (short term 100 degrees of Celcius / 212 degrees of Fahrenheit).
- Fastening to PCB with appropriate adhesive. By clicking link below you can find Ledil recommended glue options.
http://www.ledil.com/datasheets/DataSheet_GLUES.pdf

Note! Due to use of high power COB's with this product, special attention to proper thermal design is highly recommended. LEDiL has no liability for direct, indirect or consecutive damages arising from the LEDiL products being used outside of the recommended temperature range.

NOTE 1: We advise customer to ensure the suitability and sufficiency of the bond in the end product. For example, mechanical stress, vibration and holes on the surface of the circuit board weaken the strength of the glue.

NOTE 2: All surfaces where glue is applied must be clean, dry and free from grease and dirt. If cleaning of PCB surfaces is needed, please follow strictly the cleaning instructions of your LED manufacturer -this is important as cleaning shall under no circumstances damage LEDs or other electronics components on the PCB.

Further note that optical components shall not be cleaned with any chemicals - only micro fiber cloth may be used to remove fingerprints or other traces from handling.