

6

5

4

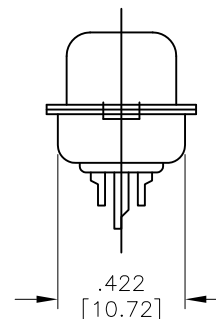
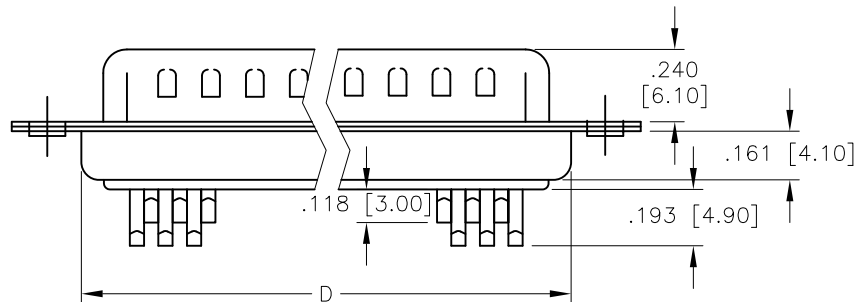
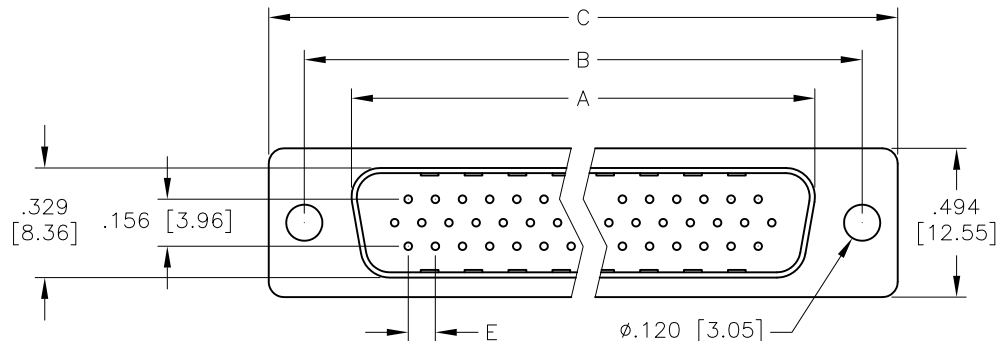
3

2

1

APPROVED: _____
 DATE: _____ TITLE: _____

Rev	AWO #	Description	Date	Appr
-		RELEASED	5/4/05	
A		REDRAWN	12/5/14	AY



HDTXX	DIMENSIONS				
	A	B	C	D	E
15	.666 [16.92]	.984 [24.99]	1.213 [30.81]	.756 [19.20]	.090 [2.29]
26	.994 [25.25]	1.311 [33.30]	1.543 [39.20]	1.091 [27.70]	.090 [2.29]
44	1.534 [38.96]	1.852 [47.04]	2.088 [53.04]	1.618 [41.10]	.090 [2.29]
62	2.181 [55.42]	2.500 [63.50]	2.732 [69.40]	2.256 [57.30]	.095 [2.41]

SPECIFICATIONS:

Material:
 Insulator: PBT, glass reinforced, rated UL 94V-0
 Insulator color: Black
 Contacts: Copper Alloy
 Shell: Steel, Tin plated

Plating:
 Gold over Nickel underplate on contact area

Electrical:
 Operating voltage: 250 VAC max
 Current rating: 3 Amps max
 Contact resistance: 20 mohms max @ 1 Amps DC
 Insulation resistance: 1,000 Mohms min @ 500 VDC
 Dielectric withstanding voltage: 1,000 VAC for 1 minute

Environmental:
 Lead free, RoHS compliant



UNLESS OTHERWISE SPECIFIED
 ALL DIMENSIONS ARE INCHES [MM]
 TOLERANCES: EXCEPT AS NOTED

INCHES	HOLES
.X ± .10	Ø.X ± .10
.XX ± .020	Ø.XX ± .015
.XXX ± .015	Ø.XXX ± .010

ADAM TECH

909 Rahway Avenue, Union, NJ 07083
 Phone: 908-687-5000 Fax: 908-687-5710

TITLE: HIGH DENSITY D-SUB PLUG, SOLDER CUP
 .120 [3.05] MOUNTING HOLES

APPROVALS		DATE
DRAWN	SS	5/4/05
CHECKED		
APPROVED		

SIZE X	PART NO. HDTXX-PD	REV. A
REF: S00087T	SCALE: NTS	SHEET 1 OF 1

6

5

4

3

2

1