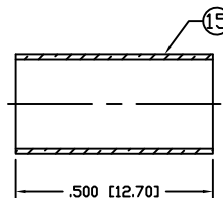
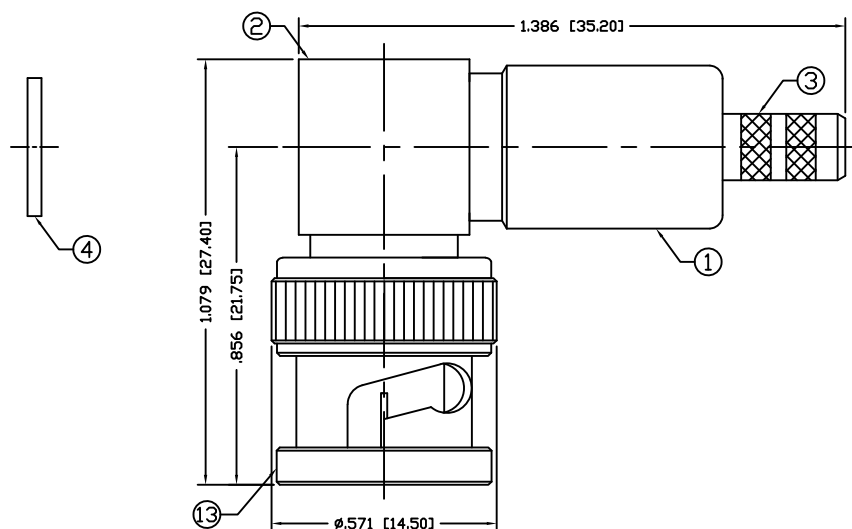


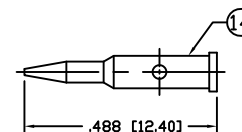
PART NO.

RFB-1110-C1ST

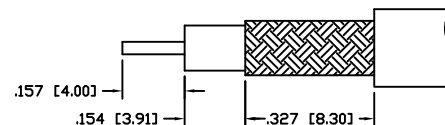
REV	DESCRIPTION	DWN	DATE	APPROVED
A	ADDED STRIPPING DIMENSIONS	CZS	06/12/08	JDMc



RECOMMENDED CRIMP DIE: .213"



RECOMMENDED CRIMP DIE: .068"



RECOMMENDED STRIPPING DIMENSIONS

SPECIFICATIONS:

IMPEDANCE: 50 Ohms
 FREQUENCY RANGE: 0-4 GHz
 WORKING VOLTAGE: 500 V rms @ sea level
 TEMPERATURE RANGE: -65°C TO 85°C
 INSULATION RESISTANCE: 5k M Ohms min.
 FOR RG-55, 55A, 55B, 142, 142A, 142B, 223 & 400/U,
 ALPHA 9055, 9055B, 9223, BELDEN 8219, 83242 & 84142

15	FERRULE	1	BRASS	SILVER, 5μ"
14	PIN	1	BRASS	GOLD, 3μ"
13	SHELL	1	BRASS	SILVER, 5μ"
12	GASKET	1	RUBBER	---
11	LOCK WASHER	1	BRASS	SILVER, 5μ"
10	SPRING	1	SK-5	SILVER, 5μ"
9	WASHER	1	BRASS	SILVER, 5μ"
8	DIELECTRIC	1	PTFE	---
7	DIELECTRIC	1	PTFE	---
6	PIN	1	BRASS	GOLD, 3μ"
5	PIN	1	BRASS	GOLD, 3μ"
4	PRESS CAP	1	BRASS	SILVER, 5μ"
3	FERRULE STUD	1	BRASS	SILVER, 5μ"
2	BODY	1	BRASS	SILVER, 5μ"
1	BODY	1	BRASS	SILVER, 5μ"
#	DESCRIPTION	QTY	MATERIAL	FINISH

CUSTOMER
OUTLINE DRAWINGALL DIMENSIONS
ARE REFERENCE ONLYUNLESS OTHERWISE SPECIFIED:
DIMENSIONS ARE IN INCHES
AND [MILLIMETERS]DRAWN
C. ZUNIGA 06/12/08

CHECKED

ORJ DRAWN
C. ZUNIGA 03/10/08**RoHS
COMPLIANT**

PROPRIETARY AND CONFIDENTIAL
 THIS DRAWING CONTAINS
 INFORMATION PROPRIETARY TO
 RF INDUSTRIES. ANY
 UNAUTHORIZED USE OF THIS
 DRAWING IS EXPRESSLY
 PROHIBITED WITHOUT WRITTEN
 PERMISSION FROM RF
 INDUSTRIES. ANY VIOLATION IS
 PUNISHABLE UNDER U.S.
 COPYRIGHT LAWS.

RFconnectors
DIVISION OF RF INDUSTRIES, LTD.

7610 MIRAMAR RD.
 SAN DIEGO, CA 92126
 (858) 549-6340
 (858) 549-6345 FAX

BNC PLUG CRIMP
RIGHT ANGLE

CABLE GROUP	DWG NO.	REVISION
C1	RFB-1110-C1ST	A
FORMAT	SCALE	ENGINEERING ID
A	NTS	N/A
		SHEET 1 OF 1