

1-281839-2 ✓ ACTIVE

AMPMODU | AMPMODU HE 13/HE 14

TE Internal #: 1-281839-2

Housing, Receptacle, Wire-to-Board, 24 Position, .1 in [2.54 mm]


Centerline, Insulation Displacement (IDC), 2 Row, Blue, AMPMODU

HE 13/HE 14

[View on TE.com >](#)



Connectors > PCB Connectors > Wire-to-Board Connectors > Wire-to-Board Connector Assemblies & Housings > HE13/HE14 Crimp Housings



Connector Product Type: **Housing**

Connector & Housing Type: **Receptacle**

Connector System: **Wire-to-Board**

Number of Positions: **24**

Centerline (Pitch): **2.54 mm [.1 in]**

[All HE13/HE14 Crimp Housings \(18\)](#)

Features

Product Type Features

Connector Product Type	Housing
Connector & Housing Type	Receptacle
Connector System	Wire-to-Board
Sealable	No
Connector & Contact Terminates To	Wire & Cable

Configuration Features

Number of Positions	24
Number of Rows	2

Body Features

Primary Product Color	Blue
-----------------------	------

Contact Features

Contact Layout	Inline
Contact Type	Socket
Contact Base Material	Phosphor Bronze
Contact Current Rating (Max)	3 A

Termination Features

--	--



Termination Method to Wire & Cable	Insulation Displacement (IDC)
------------------------------------	-------------------------------

Mechanical Attachment

Strain Relief	Without
Panel Mount Feature	Without
PCB Mount Retention	Without
Mating Retention	With

Housing Features

Housing Entry Configuration	Both Ends Closed
Housing Material	PBT GF
Centerline (Pitch)	2.54 mm[.1 in]

Dimensions

Connector Length	30.48 mm[1.2 in]
Connector Height	15 mm[.591 in]
Wire Size	.08 – .22 mm ²
Row-to-Row Spacing	2.54 mm[.1 in]

Usage Conditions

Operating Temperature Range	-55 – 125 °C[-67 – 257 °F]
-----------------------------	----------------------------

Operation/Application

Circuit Application	Signal
---------------------	--------

Industry Standards

Glow Wire Rating	Standard Part - Not Glow Wire
UL Flammability Rating	UL 94V-0

Packaging Features

Packaging Quantity	500
Packaging Method	Package

Product Compliance

[For compliance documentation, visit the product page on TE.com>](#)

EU RoHS Directive 2011/65/EU	Compliant
EU ELV Directive 2000/53/EC	Compliant
China RoHS 2 Directive MIIT Order No 32, 2016	No Restricted Materials Above Threshold
EU REACH Regulation (EC) No. 1907/2006	



Current ECHA Candidate List: JUNE 2023
(235)
Candidate List Declared Against: JAN 2023
(233)
Does not contain REACH SVHC

Halogen Content	Not Low Halogen - contains Br or Cl > 900 ppm.
Solder Process Capability	Not applicable for solder process capability

Product Compliance Disclaimer

This information is provided based on reasonable inquiry of our suppliers and represents our current actual knowledge based on the information they provided. This information is subject to change. The part numbers that TE has identified as EU RoHS compliant have a maximum concentration of 0.1% by weight in homogenous materials for lead, hexavalent chromium, mercury, PBB, PBDE, DBP, BBP, DEHP, DIBP, and 0.01% for cadmium, or qualify for an exemption to these limits as defined in the Annexes of Directive 2011/65/EU (RoHS2). Finished electrical and electronic equipment products will be CE marked as required by Directive 2011/65/EU. Components may not be CE marked. Additionally, the part numbers that TE has identified as EU ELV compliant have a maximum concentration of 0.1% by weight in homogenous materials for lead, hexavalent chromium, and mercury, and 0.01% for cadmium, or qualify for an exemption to these limits as defined in the Annexes of Directive 2000/53/EC (ELV). Regarding the REACH Regulation, the information TE provides on SVHC in articles for this part number is based on the latest European Chemicals Agency (ECHA) 'Guidance on requirements for substances in articles' posted at this URL: <https://echa.europa.eu/guidance-documents/guidance-on-reach>

Compatible Parts



TE Part # CAT-AM74-H3401E
HE13/HE14 Contacts




TE Part # CAT-AM74-H3401B
HE13/HE14 TH Headers, DRST



TE Part # CAT-AM74-H3401C
HE13/HE14 TH Headers, DRRR


Also in the Series | AMPMODU HE 13/HE 14




Insertion & Extraction Tools(1)



PCB Headers & Receptacles(83)




Wire-to-Board Connector Assemblies & Housings(131)



Wire-to-Board Connector Contacts(4)

Customers Also Bought



Documents

Product Drawings

[HOUSING HE13 HE14 COSI 2X12 P](#)

English

CAD Files

[3D PDF](#)

3D

Customer View Model

[ENG_CVM_CVM_1-281839-2_H.2d_dxf.zip](#)

English

Customer View Model

[ENG_CVM_CVM_1-281839-2_H.3d_igs.zip](#)

English

Customer View Model

[ENG_CVM_CVM_1-281839-2_H.3d_stp.zip](#)

English

By downloading the CAD file I accept and agree to the [Terms and Conditions](#) of use.

Datasheets & Catalog Pages



AMPMODU Interconnection System

AMPMODU Interconnection System

English

Product Specifications

Product Specification

French

Product Environmental Compliance

Product Compliance

English

Product Compliance

English