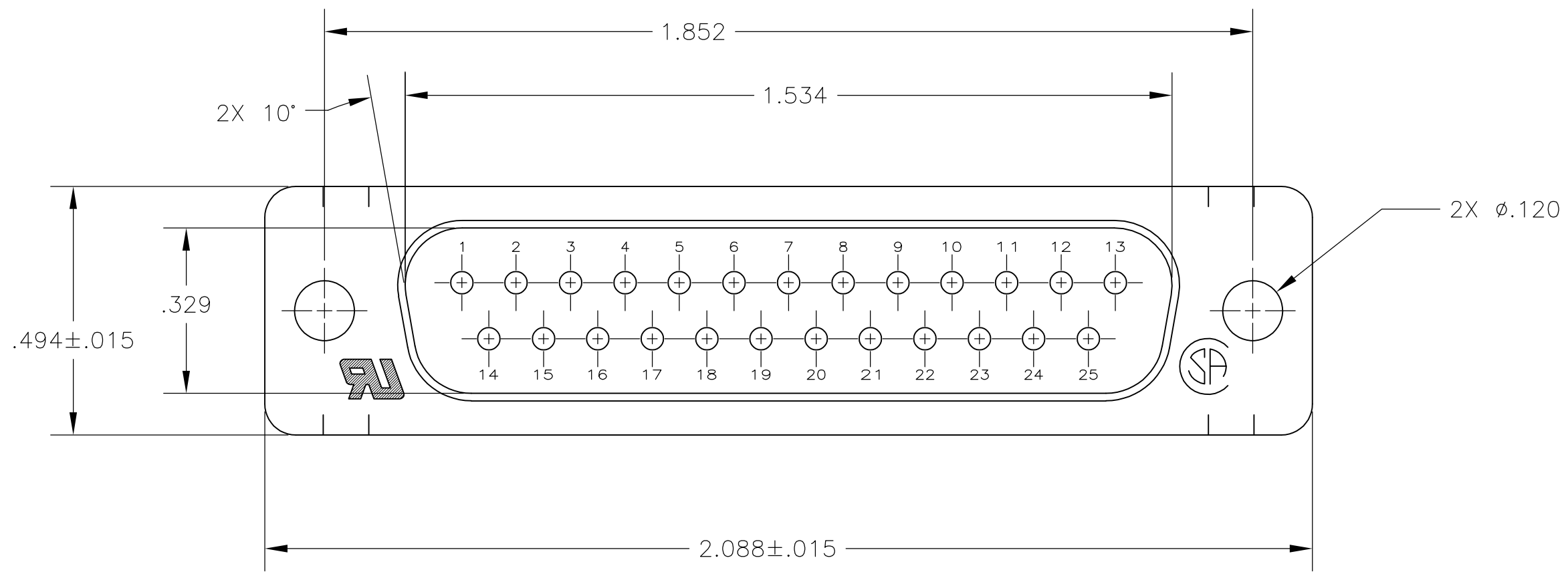
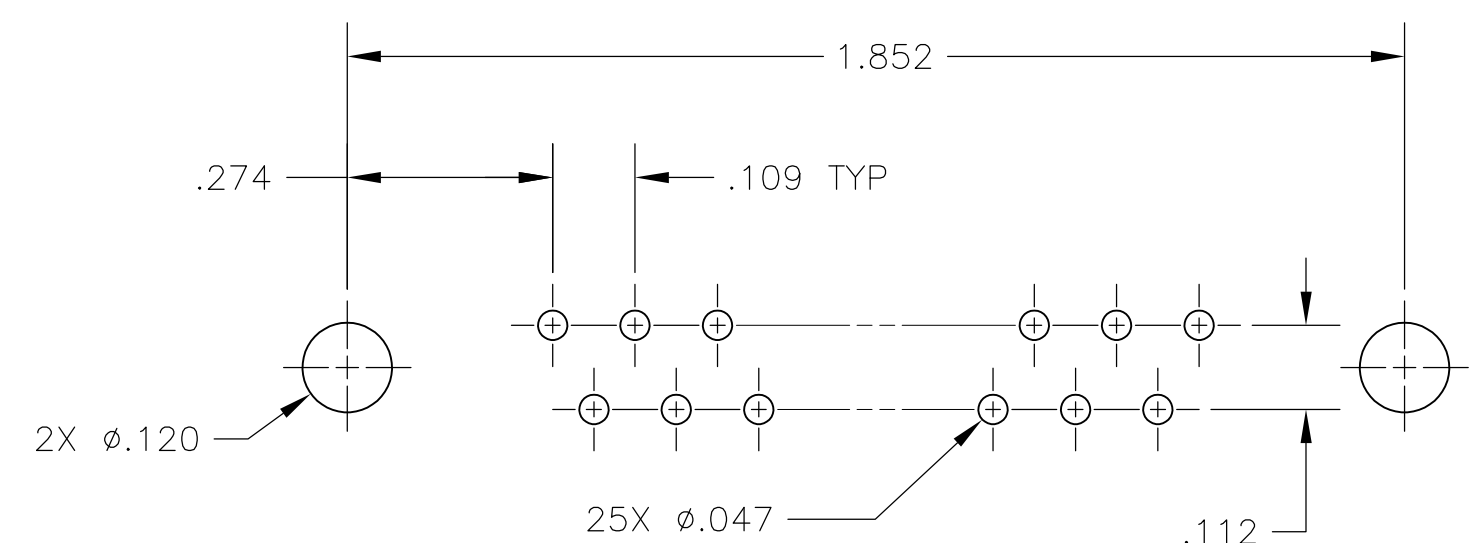
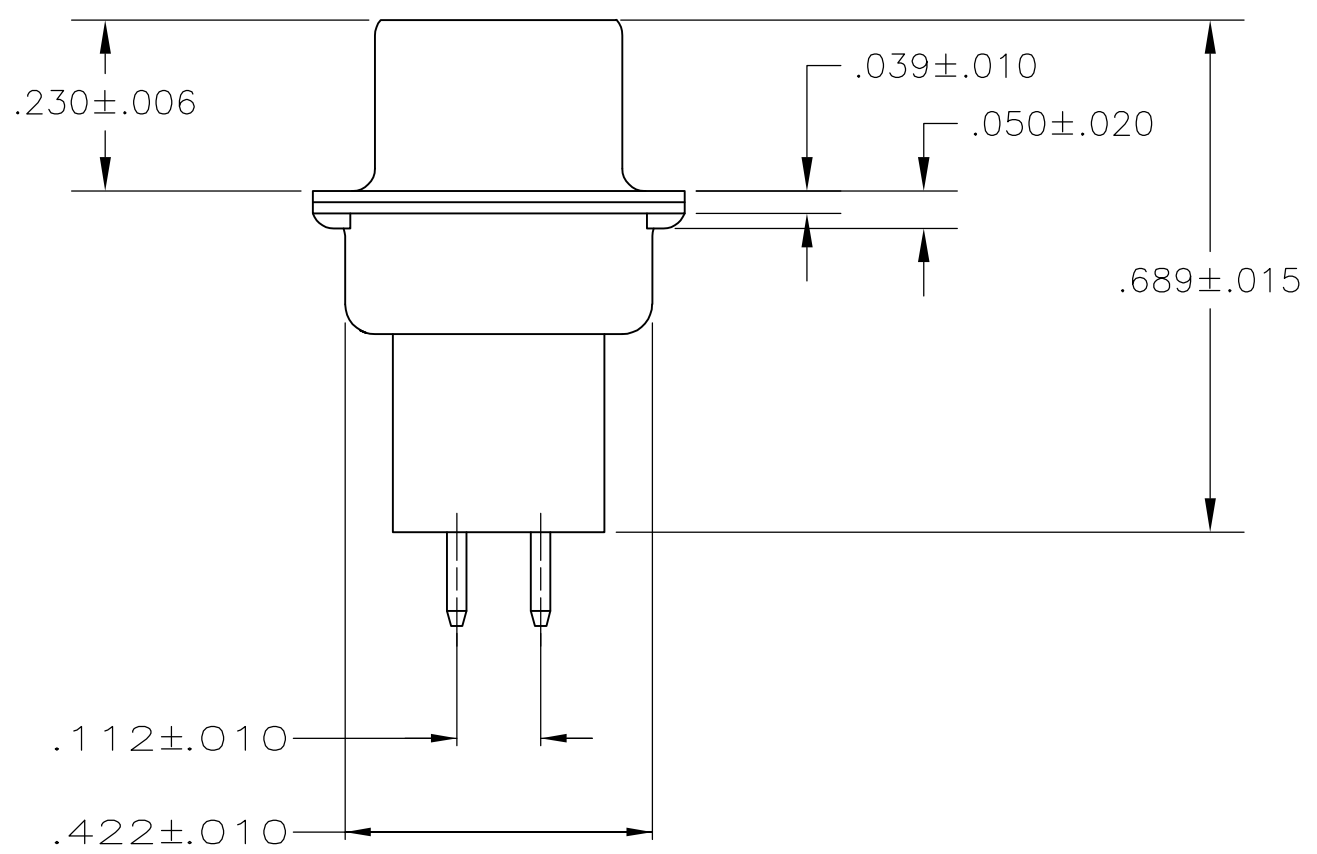
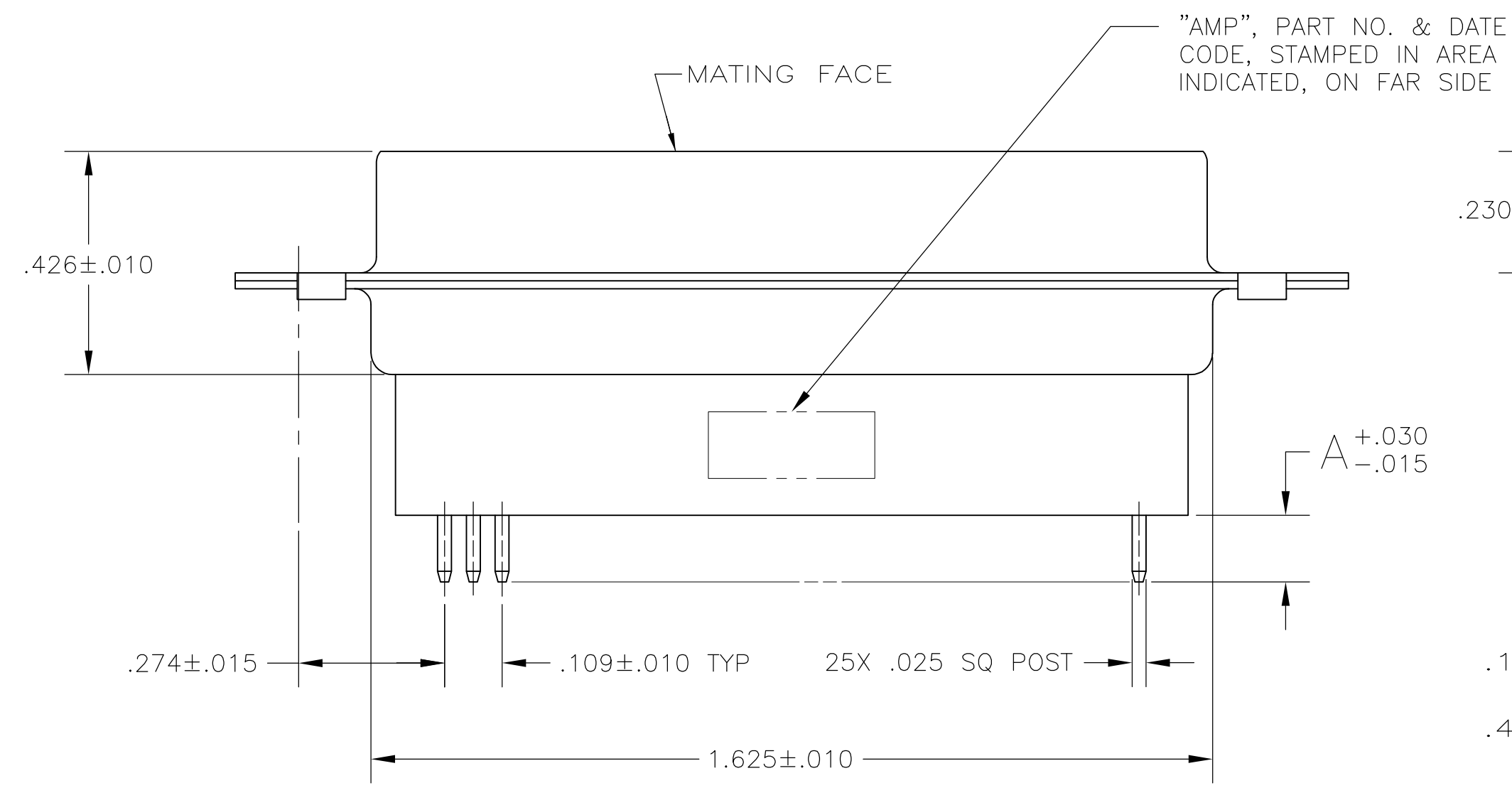


THIS DRAWING IS UNPUBLISHED. RELEASED FOR PUBLICATION  
 © COPYRIGHT BY TYCO ELECTRONICS CORPORATION. ALL INTERNATIONAL RIGHTS RESERVED.

LOC		DIST		REVISIONS			
P	LTR	DESCRIPTION	DATE	DWN	APVD		
GP	00	L	REVISED PER ECO-10-000073	15FEB2010	CJV	SB	



- 1. NOTE DELETED.
- 2. MOLDED COMPONENT MATERIAL: FLAME RETARDANT 94V-0 RATED THERMOPLASTIC; COLOR: BLACK.
- 3. SHELL MATERIAL: STEEL.
- 4. CONTACT MATERIAL: BRASS.
- 5. NOTE DELETED.
- 6. SHELL FINISH: TIN PLATED.
- 7. CONTACT FINISH: GOLD PLATED FOR LENGTH OF .150 MIN FROM MATING END, GOLD FLASH IN MATED AREA, .000100 MIN TIN-LEAD ON OPPOSITE END, BOTH OVER .000050 MIN NICKEL.
- 8. CONTACT FINISH: GOLD PLATED FOR LENGTH OF .150 MIN FROM MATING END, .000030 MIN GOLD IN MATED AREA, .000100 MIN TIN-LEAD ON ON SOLDER END, ALL OVER .000050 MIN NICKEL.



P.C. BOARD MOUNTING DIMENSIONS

SUPSD BY 205737-8	△△	.188	745186-8
SUPSD BY 745412-7	△△	.188	745186-7
	△△	.651	745186-6
	△△	.651	745186-5
	△△	.427	745186-4
SUPSD BY 205737-3	△△	.427	745186-3
	△△	.125	745186-2
SUPSD BY 745412-1	△△	.125	745186-1
	FINISH	A	PART NUMBER

THIS DRAWING IS A CONTROLLED DOCUMENT.		DWN	J.GERACE	10-25-83	Tyco Electronics Corporation Harrisburg, PA 17105-3608	
DIMENSIONS: INCHES		CHK	J.GERACE	10-25-83		
TOLERANCES UNLESS OTHERWISE SPECIFIED:		APVD	B. TAYLOR	01-04-84		
0 PLC ± - 1 PLC ± - 2 PLC ± - 3 PLC ± .005 4 PLC ± - ANGLES ± 2° FINISH SEE TABLE		NAME	PLUG ASSEMBLY, SIZE 3, 25 POSN, VERTICAL, .025 SQ. POSTS, AMPLIMITE® HDP			
MATERIAL		PRODUCT SPEC	108-40025		SIZE	A2
		APPLICATION SPEC	114-40013		CAGE CODE	00779
		WEIGHT	-		DRAWING NO	C=745186
		CUSTOMER DRAWING			RESTRICTED TO	-
		SCALE	NTS		SHEET	1 of 1
		REV	L			