

Plug - SP 4/ 1-R BU - 3042829

Please be informed that the data shown in this PDF Document is generated from our Online Catalog. Please find the complete data in the user's documentation. Our General Terms of Use for Downloads are valid (<http://download.phoenixcontact.com>)



Plug, Connection method: Spring-cage connection, Number of positions: 1, Cross section: 0.08 mm² - 6 mm², AWG: 28 - 10, Width: 6.2 mm, Height: 41.5 mm, Color: blue

Illustration shows versions of the SP 4/1-... connector in various colors

Product description

Connector element right, left housing with engagement pin, right closed with cover

Product Features

- Cable housing can be snapped on to the plugs, see figure below
- Tested for railway applications
- The plug with spring-cage connection is assembled directly on site by snapping together single-position plug elements
- The ST-COMBI plugs for self-assembly provide solutions that users can implement themselves



Key commercial data

Packing unit	1 1
Weight per Piece (excluding packing)	4.8 GRM
Custom tariff number	85366990
Country of origin	Poland

Technical data

General

Number of levels	1
Number of connections	1
Color	blue
Insulating material	PA
Inflammability class according to UL 94	V0
Area of application	Railway industry
	Mechanical engineering

Plug - SP 4/ 1-R BU - 3042829

Technical data

General

	Plant engineering
Maximum load current	32 A (with 6 mm ² conductor cross section)
Rated surge voltage	8 kV
Pollution degree	3
Surge voltage category	III
Insulating material group	I
Connection in acc. with standard	IEC 61984
Nominal current I _N	32 A
Nominal voltage U _N	800 V
Open side panel	nein
Number of positions	1

Dimensions

Width	6.2 mm
Length	21 mm
Height	41.5 mm

Connection data

Conductor cross section solid min.	0.08 mm ²
Conductor cross section solid max.	6 mm ²
Conductor cross section AWG/kcmil min.	28
Conductor cross section AWG/kcmil max	10
Conductor cross section stranded min.	0.08 mm ²
Conductor cross section stranded max.	4 mm ²
Min. AWG conductor cross section, stranded	28
Max. AWG conductor cross section, stranded	12
Conductor cross section stranded, with ferrule without plastic sleeve min.	0.14 mm ²
Conductor cross section stranded, with ferrule without plastic sleeve max.	4 mm ²
Conductor cross section stranded, with ferrule with plastic sleeve min.	0.14 mm ²
Conductor cross section stranded, with ferrule with plastic sleeve max.	4 mm ²
2 conductors with same cross section, stranded, TWIN ferrules with plastic sleeve, min.	0.5 mm ²
2 conductors with same cross section, stranded, TWIN ferrules with plastic sleeve, max.	1 mm ²
Connection method	Spring-cage connection
Stripping length	10 mm
Internal cylindrical gage	A4

Plug - SP 4/ 1-R BU - 3042829

Classifications

eCl@ss

eCl@ss 4.0	272607xx
eCl@ss 4.1	27260701
eCl@ss 5.0	27260701
eCl@ss 5.1	27260701
eCl@ss 6.0	27141151
eCl@ss 7.0	27141151
eCl@ss 8.0	27141151

ETIM

ETIM 2.0	EC000897
ETIM 3.0	EC000897
ETIM 4.0	EC002021
ETIM 5.0	EC002021

UNSPSC

UNSPSC 6.01	30211802
UNSPSC 7.0901	39121402
UNSPSC 11	39121402
UNSPSC 12.01	39121402
UNSPSC 13.2	39121402

Approvals

Approvals

Approvals

CSA / UL Recognized / VDE Gutachten mit Fertigungsüberwachung / cUL Recognized / IECCEB CB Scheme / cULus Recognized


Ex Approvals


Approvals submitted


Approval details


Plug - SP 4/ 1-R BU - 3042829


Approvals

CSA 		
	B	C
mm ² /AWG/kcmil	24-12	24-12
Nominal current I _N	30 A	30 A
Nominal voltage U _N	600 V	600 V

UL Recognized 		
	B	C
mm ² /AWG/kcmil	28-10	28-10
Nominal current I _N	30 A	30 A
Nominal voltage U _N	600 V	600 V


VDE Gutachten mit Fertigungsüberwachung 	
mm ² /AWG/kcmil	0.2-6
Nominal voltage U _N	800 V

cUL Recognized 		
	B	C
mm ² /AWG/kcmil	28-10	28-10
Nominal current I _N	30 A	30 A
Nominal voltage U _N	600 V	600 V

IECEE CB Scheme 	
mm ² /AWG/kcmil	0.2-6
Nominal voltage U _N	800 V

Plug - SP 4/ 1-R BU - 3042829

Approvals

cULus Recognized 

Accessories

Accessories

Labeled terminal marker

Zack Marker strip, flat - ZBF 5 CUS - 0825025



Zack Marker strip, flat, Can be ordered: Strip, white, Labeled according to customer specifications, Mounting type: Snap into flat marker groove, For terminal block width: 5 mm, Lettering field: 5.15 x 5.15 mm

Marker for terminal blocks - UC-TMF 5 CUS - 0824638



Marker for terminal blocks, Can be ordered: By sheet, white, Labeled according to customer specifications, Mounting type: Snap into flat marker groove, For terminal block width: 5.2 mm, Lettering field: 4.6 x 5.1 mm

Marker for terminal blocks - UCT-TMF 5 CUS - 0829658



Marker for terminal blocks, Can be ordered: By sheet, white, Labeled according to customer specifications, Mounting type: Snap into flat marker groove, For terminal block width: 5.2 mm, Lettering field: 4.4 x 4.7 mm

Marker pen

Marker pen - B-STIFT - 1051993



Marker pen, for manual labeling of unprinted Zack strips, smear-proof and waterproof, line thickness 0.5 mm

Plug - SP 4/ 1-R BU - 3042829

Accessories

Mounting material

Latching - PR - 3040559



Latching, Number of positions: 1, Color: orange

Latching - PR/2 - 3040630



Latching, Number of positions: 2, Color: orange

Latching - PRZ - 3040614



Latching, Length: 3 mm, Width: 5.2 mm, Number of positions: 2, Color: orange

Shield connection

Shield connection clamp - PSH 3-6 - 3040591



Shield connection clamp, Color: black

Shield connection clamp - PSH 5-10 - 3040601



Shield connection clamp, Color: black

Plug - SP 4/ 1-R BU - 3042829

Accessories

Strain relief

Strain relief - PZ/4 - 3040643



Strain relief, Number of positions: 4, Color: black

Terminal marking

Zack Marker strip, flat - ZBF 5:UNBEDRUCKT - 0808642



Zack Marker strip, flat, Strip, white, Unlabeled, Can be labeled with: Plotter, Mounting type: Snap into flat marker groove, For terminal block width: 5 mm, Lettering field: 5.1 x 5.2 mm

Marker for terminal blocks - UC-TMF 5 - 0818153



Marker for terminal blocks, Sheet, white, Unlabeled, Can be labeled with: BLUEMARK CLED, BLUEMARK LED, Plotter, Mounting type: Snap into flat marker groove, For terminal block width: 5.2 mm, Lettering field: 4.6 x 5.1 mm

Marker for terminal blocks - UCT-TMF 5 - 0828744




Marker for terminal blocks, Sheet, white, Unlabeled, Can be labeled with: THERMOMARK CARD PLUS, THERMOMARK CARD, BLUEMARK CLED, BLUEMARK LED, Mounting type: Snap into flat marker groove, For terminal block width: 5.2 mm, Lettering field: 4.4 x 4.7 mm

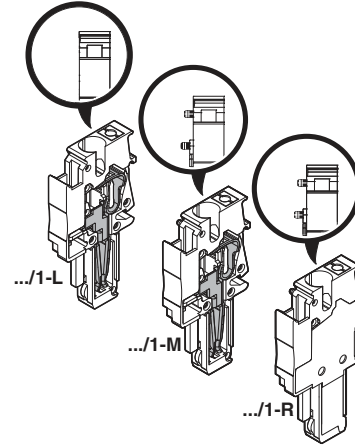
Drawings

Plug - SP 4/ 1-R BU - 3042829

Circuit diagram

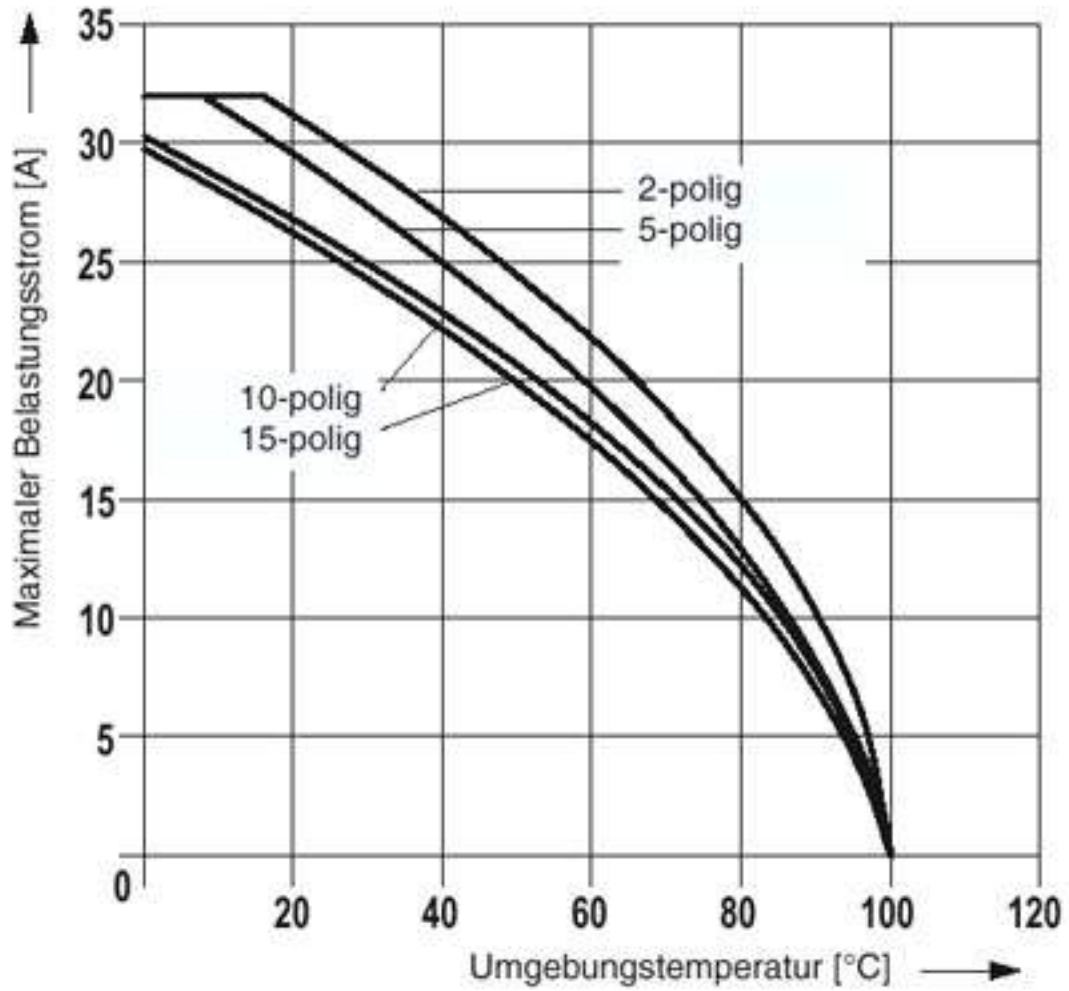


Schematic diagram



Plug - SP 4/ 1-R BU - 3042829

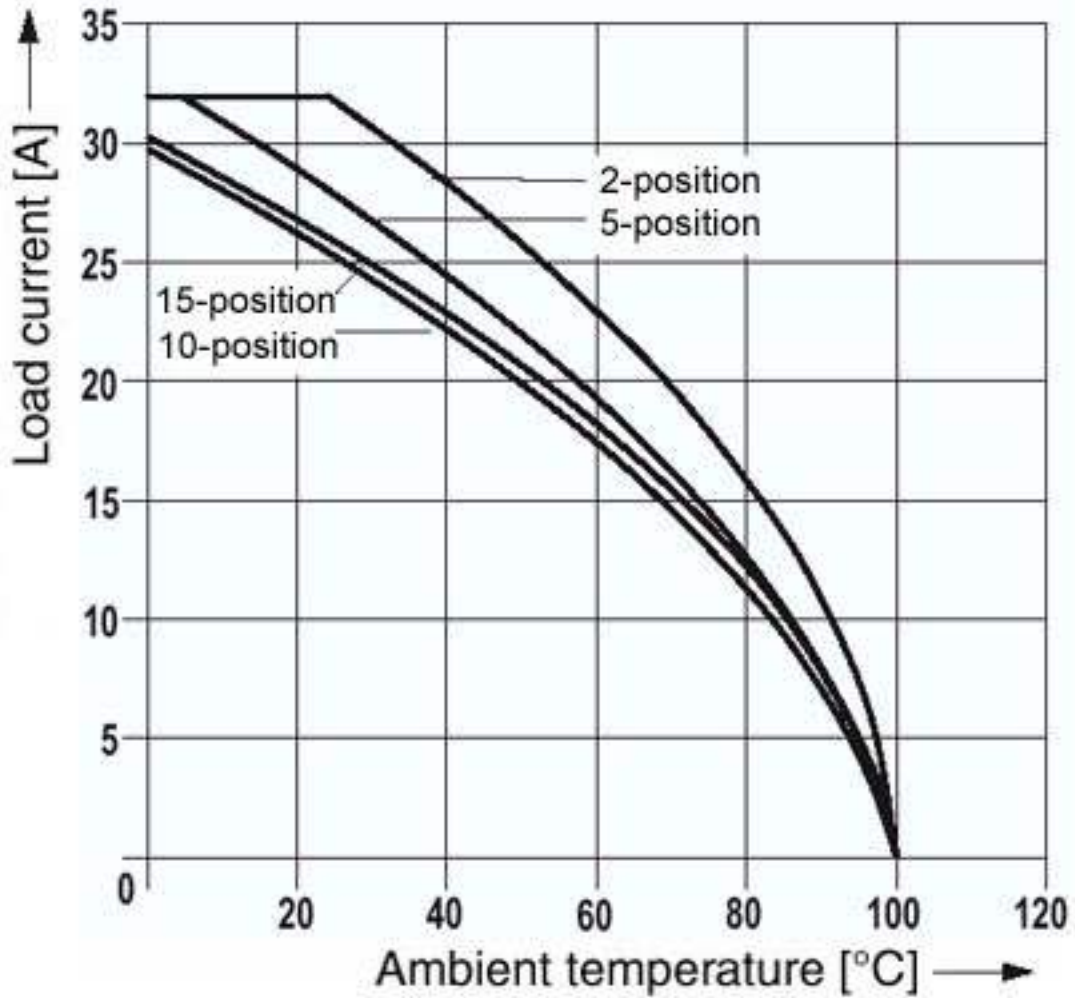
Diagram



Derating curve for spring-cage terminals ST 4/1P.. and ST 4/2P.. with all plug versions SP 4/... .
The derating curves are determined by multiplying the values of the base curves by the factor 0.8.

Plug - SP 4/ 1-R BU - 3042829

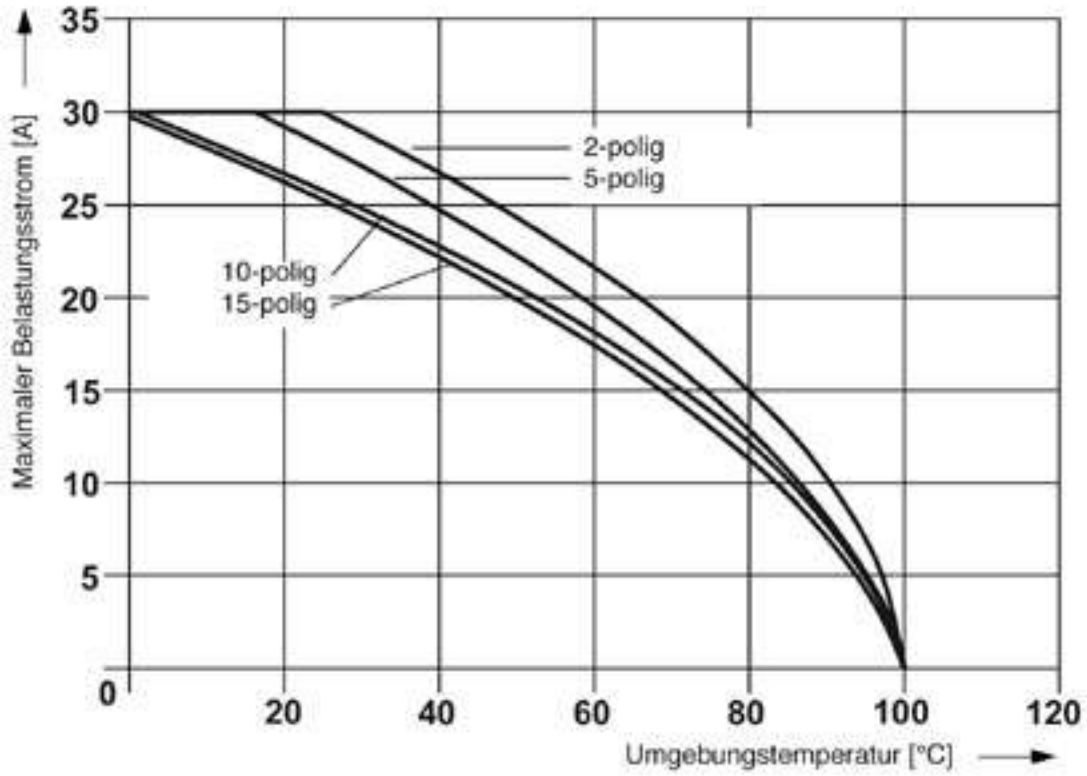
Diagram



Derating curve for the spring-cage terminal with all plug versions SP 4/...

Plug - SP 4/ 1-R BU - 3042829

Diagram



Derating curve for ST 4/ 1P and for all plug versions SP...