

## Electronic housing - ME 22,5 F-UT BUS/10 GN - 2735991

Please be informed that the data shown in this PDF Document is generated from our Online Catalog. Please find the complete data in the user's documentation. Our General Terms of Use for Downloads are valid (<http://download.phoenixcontact.com>)



Lower part of housing, fully assembled, with integrated cross connector (parallel), no. of positions 10

### Product Features

- 2 optional serial contacts (daisy chain)
- Gold contacts for data transmission and power supply (125 V, 8 A)
- Can be snapped onto standard NS 35/7,5 and NS 35/15 DIN rails
- Supply via standard MINI COMBICON plug



### Key commercial data

Packing unit	1 1
Weight per Piece (excluding packing)	48.43 GRM
Custom tariff number	85369010
Country of origin	Germany

### Technical data

#### General

Housing type	Component housing
Housing material	Polyamide
Color	green

#### Ambient conditions

Ambient temperature (operation)	-40 °C ... 105 °C
---------------------------------	-------------------

#### Dimensions

Length	99 mm
Constructional height	106 mm
Width	22.5 mm

# Electronic housing - ME 22,5 F-UT BUS/10 GN - 2735991

## Technical data

### Technical data

Connection in acc. with standard	CUL
Nominal voltage $U_N$	300 V
Nominal current $I_N$	8 A
Indicator1	CUL1
Inflammability class according to UL 94	V0
Power dissipation at 20°C in the horizontal mounting position	5.9 W 11.5 W
Number of positions	16
	24

## Classifications

### eCl@ss

eCl@ss 4.0	27180401
eCl@ss 4.1	27180401
eCl@ss 5.0	27180506
eCl@ss 5.1	27180506
eCl@ss 6.0	27180802
eCl@ss 7.0	27182702
eCl@ss 8.0	27182702

### ETIM

ETIM 2.0	EC001031
ETIM 3.0	EC001031
ETIM 4.0	EC001031
ETIM 5.0	EC001031

### UNSPSC

UNSPSC 6.01	31261501
UNSPSC 7.0901	31261501
UNSPSC 11	31261501
UNSPSC 12.01	31261501
UNSPSC 13.2	31261501

## Approvals

### Approvals

---

# Electronic housing - ME 22,5 F-UT BUS/10 GN - 2735991

## Approvals

Approvals

UL Recognized / cUL Recognized / cULus Recognized

---

Ex Approvals

---

Approvals submitted

---

## Approval details

UL Recognized

cUL Recognized

	B	D
Nominal current I <sub>N</sub>	8 A	8 A
Nominal voltage U <sub>N</sub>	300 V	300 V

cULus Recognized

## Accessories

Accessories

Coding element

Coding star - CR-MSTB - 1734401

Coding section, inserted into the recess in the header or the inverted plug, red insulating material



## Electronic housing - ME 22,5 F-UT BUS/10 GN - 2735991

### Accessories

Coding profile - CP-MSTB - 1734634

Coding profile, is inserted into the slot on the plug or inverted header, red insulating material



---

### Filler plug

Electronic housing - ME B-KA - 2854173



Terminal cover, 1 strip covers up to 12 terminal points, for ME-BUS terminal opening, (male side)

---

Electronic housing - ME B-22,5 MKDSO GN - 2907143



Filler plugs, for unoccupied terminal points

---

Electronic housing - ME B-22,5 MSTBO GN - 2907156



Filler plugs, for unoccupied terminal points

---

Electronic housing - ME B-SA/NS 35 - 2935959

Terminal cover, 1 strip covers up to 12 terminal points, for ME-BUS male side, (female side)



## Electronic housing - ME 22,5 F-UT BUS/10 GN - 2735991

### Accessories

Electronic housing - ME B-12,5 3MSTBO GN - 2709176



Filler plugs, for unoccupied terminal points

---

Electronic housing - ME B-KA - 2854173



Terminal cover, 1 strip covers up to 12 terminal points, for ME-BUS terminal opening, (male side)

---

### Mounting material

Components of electronic housing - ME-SAS - 2853899



Shield connection clamp for printed circuit terminal block

---

Electronic housing - ME DH27 NS 35 - 2908760

Spacers, for protection of the input or output contacts for DIN rail NS 35, width [B] 27 mm



Electronic housing - ME DH36 NS 35 - 2909895

Spacers, for protection of the input or output contacts for DIN rail NS 35, width [B] 36 mm



## Electronic housing - ME 22,5 F-UT BUS/10 GN - 2735991

### Accessories

Electronic housing - ME LPZS - 2906911



PCB stop, for soldering onto PCB

---

### Required add-on products

Electronic housing - ME 22,5 OT-MSTBO SET - 2907444

Housing upper part, complete with 4 pairs of COMBICON headers and plugs



Electronic housing - ME 22,5 OT-1MSTBO GN - 2709558



Upper part of housing, for COMBICON connection, single-level

---

Electronic housing - ME 22,5 OT-MSTBO GN - 2907169



Upper part of housing, for COMBICON connection, double-level

---

Electronic housing - ME 22,5 OT-MKDSO GN - 2907172



Housing upper part, for printed circuit terminal block connection

---

# Electronic housing - ME 22,5 F-UT BUS/10 GN - 2735991

## Accessories

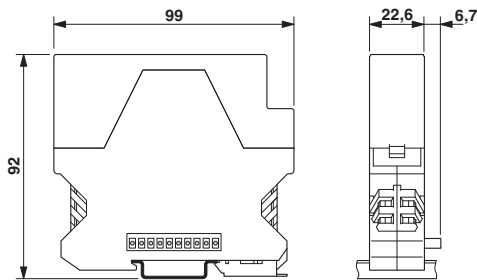
Electronic housing - ME 22,5 OT-MKDSO SET - 2907473

Housing upper part, complete with PCB termination blocks for full equipping. 16-pos., housing width: 22.5 mm



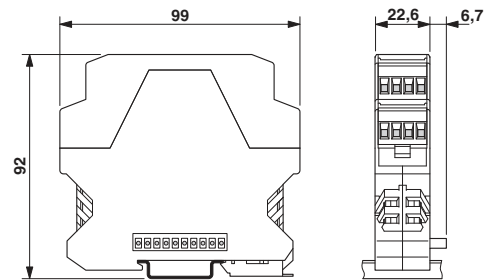
## Drawings

Dimensioned drawing



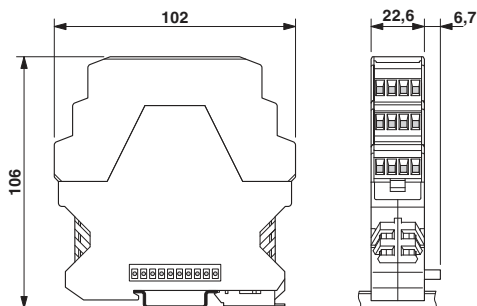
Dimensions of the electronic housing ME 22.5 flat.../BUS 5... and ME 22.5 flat.../BUS 10... with single-level upper part

Dimensioned drawing



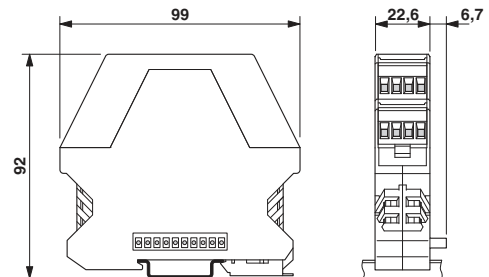
Dimensions of the electronic housing ME 22.5 flat.../BUS 5... and ME 22.5 flat.../BUS 10... with double-level upper part

Dimensioned drawing



Dimensions of the electronic housing ME 22.5 flat.../BUS 5... and ME 22.5 flat.../BUS 10... with triple-level upper part

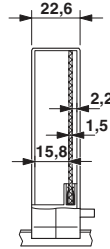
Dimensioned drawing



Dimensions of the electronic housing ME 22.5 flat.../BUS 5... and ME 22.5 flat.../BUS 10... with double-level upper part

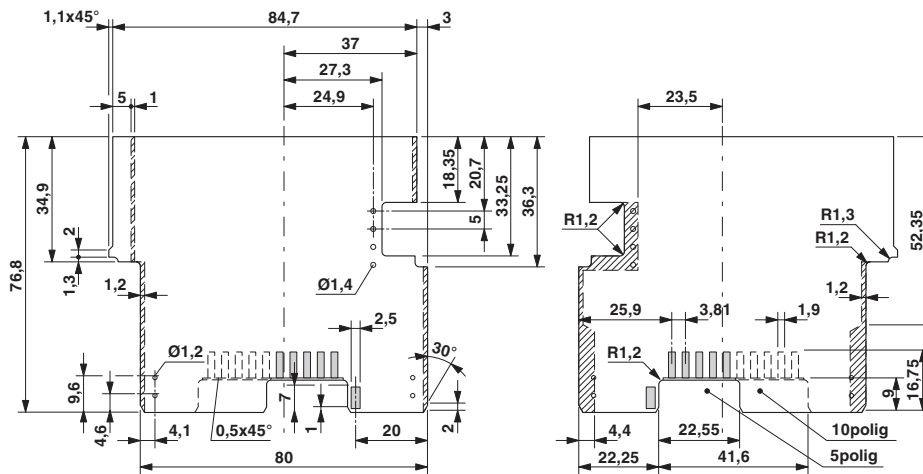
# Electronic housing - ME 22,5 F-UT BUS/10 GN - 2735991

Dimensioned drawing



Internal housing dimensions, electronics housing ME 22.5 flat.../BUS...

Dimensioned drawing

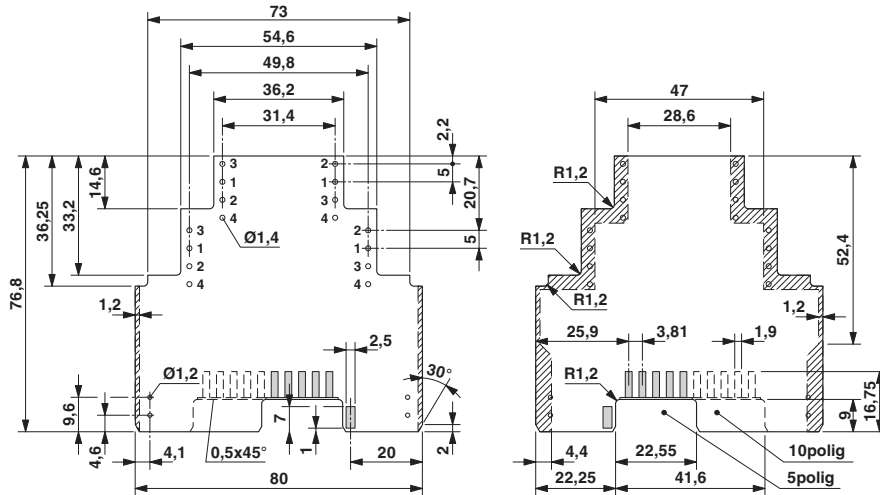


Dimensional drawing of the ME 22.5 flat.../BUS 5 and ME 22.5 flat.../BUS 10 printed circuit boards if the single-level upper part is used



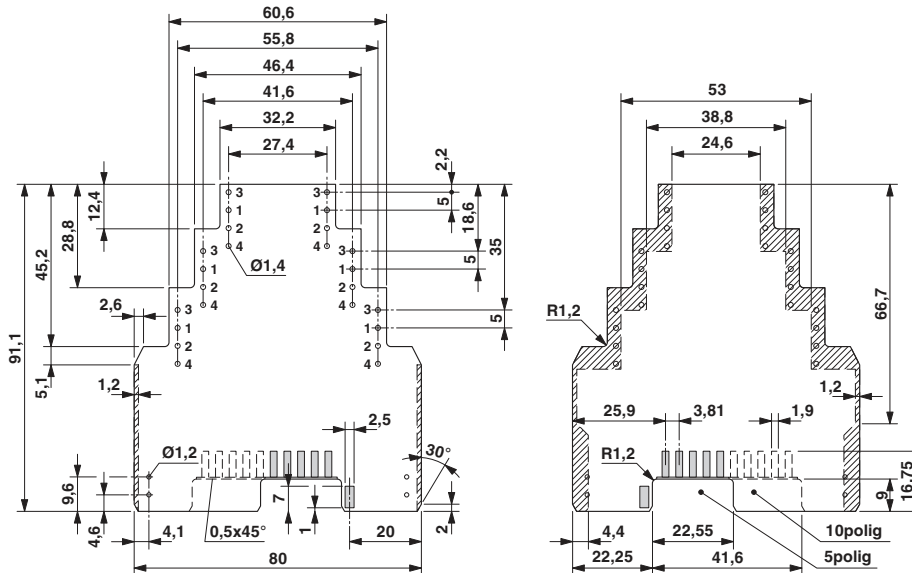
# Electronic housing - ME 22,5 F-UT BUS/10 GN - 2735991

Dimensioned drawing



Dimensional drawing of the ME 22.5 flat.../BUS 5 and ME 22.5 flat.../BUS 10 printed circuit boards if the double-level upper part is used

Dimensioned drawing



Dimensional drawing of the ME 22.5 flat.../BUS 5 and ME 22.5 flat.../BUS 10 printed circuit boards if the triple-level upper part is used