



### Main

Range of Product	OsiSense XM
Pressure sensor type	Electromechanical pressure sensor
Pressure sensor name	XMA
Pressure Rating	174.05 psi (12 bar)
Contacts type and composition	1 C/O snap action
Controlled fluid	Air 32...131 °F (0...55 °C) Fresh water 32...131 °F (0...55 °C) Sea water 32...131 °F (0...55 °C)
Fluid connection type	G 1/4 (female) ISO 228
Cable entry	2 entries tapped for Pg 13.5 cable gland NF C 68-300
Electrical connection	Screw-clamp terminals 1 x 1...2 x 2.5 mm <sup>2</sup>
Electrical circuit type	Control circuit
Line Rated Current	3 A (Ue = 120 V), AC-15, B300 1.5 A (Ue = 240 V), AC-15, B300 0.1 A (Ue = 250 V), DC-13, R300
Setting	External
Colour of cover	Transparent
Pressure switch type of operation	Regulation between 2 thresholds
Scale type	Fixed differential
Local display	Without
Enclosure Material	PC impregnated with Lexan 123
Adjustable range of switching point on rising pressure	18.85...174.05 psi (1.3...12 bar)
Adjustable range of switching point on falling pressure	4.35...149.39 psi (0.3...10.3 bar)
Pressure actuator	Diaphragm
Possible differential minimum at high setting	24.66 psi (1.7 bar)
Possible differential minimum at low setting	14.50 psi (1 bar)
Destruction pressure	435.11 psi (30 bar)
Materials in contact with fluid	Chromated zinc alloy Canvas covered nitrile
Maximum permissible accidental pressure	391.60 psi (27 bar)

### Complementary

Height	4.45 in (113 mm)
Width	2.24 in (57 mm)
Depth	3.84 in (97.5 mm)
Operating position	Any position
Maximum permissible pressure - per cycle	217.56 psi (15 bar)
Short-circuit protection	10 A cartridge fuse gG (gl)
Maximum operating rate	10 cyc/mn
[Ui] rated insulation voltage	500 V EN/IEC 60947-1
[Uimp] rated impulse withstand voltage	6 kV EN/IEC 60947-1

Electrical durability	1000000 cycles, 50/60 Hz, AC-15, 240 V / 3 A 10 A
Mechanical durability	1000000 cycles
Repeat accuracy	3.5 %
Net Weight	0.95 lb(US) (0.43 kg)

## Environment

Standards	CE EN/IEC 60947-5-1
Product Certifications	CCC UL CSA
Ambient Air Temperature for Operation	-13...131 °F (-25...55 °C)
Ambient Air Temperature for Storage	-40...158 °F (-40...70 °C)
Protective treatment	TC
Electrical shock protection class	Class I IEC 536
IP degree of protection	IP54 conforming to EN/IEC 60529





## Ordering and shipping details

Category	22661-XMLA,B,C,D PRESSURE SWITCHES
Discount Schedule	DS2
GTIN	3389110249231
Nbr. of units in pkg.	1
Package weight(Lbs)	18.06 oz (512.0 g)
Returnability	No

## Packing Units

Unit Type of Package 1	PCE
Package 1 Height	2.40 in (6.1 cm)
Package 1 width	6.57 in (16.7 cm)
Package 1 Length	4.45 in (11.3 cm)
Unit Type of Package 2	S06
Number of Units in Package 2	100
Package 2 Weight	141.98 lb(US) (64.4 kg)
Package 2 Height	29.13 in (74 cm)
Package 2 width	23.62 in (60 cm)
Package 2 Length	31.50 in (80 cm)

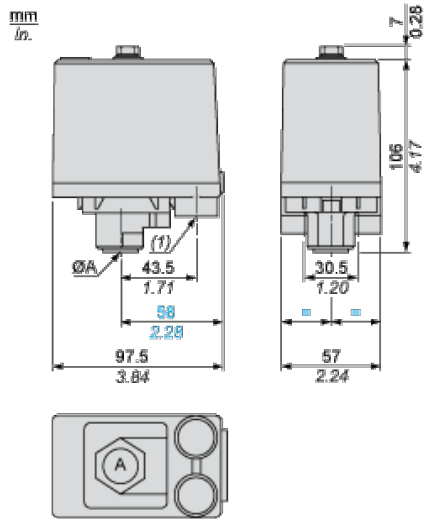
## Offer Sustainability

Sustainable offer status	Green Premium product
California proposition 65	WARNING: This product can expose you to chemicals including: Diisononyl phthalate (DINP), which is known to the State of California to cause cancer, and Di-isodecyl phthalate (DIDP), which is known to the State of California to cause birth defects or other reproductive harm. For more information go to <a href="http://www.P65Warnings.ca.gov">www.P65Warnings.ca.gov</a>
REACH Regulation	 <a href="#">REACH Declaration</a>
EU RoHS Directive	Pro-active compliance (Product out of EU RoHS legal scope)  <a href="#">EU RoHS Declaration</a>
Mercury free	Yes
RoHS exemption information	 Yes
Environmental Disclosure	 <a href="#">Product Environmental Profile</a>

## Contractual warranty

Warranty	18 months
----------	-----------

Dimensions

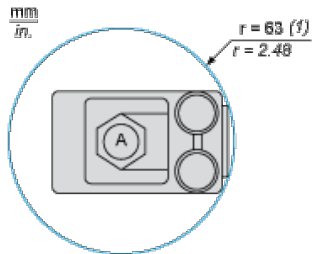


- (A) G 1/4 (female)
- (1) 2 tapped entries PG 13.5

---

Minimum Mounting Clearance

---



(ØA) G 1/4 (female)

(1) Minimum clearance zone for screwing-on pressure switch at point A

---

Wiring Diagram

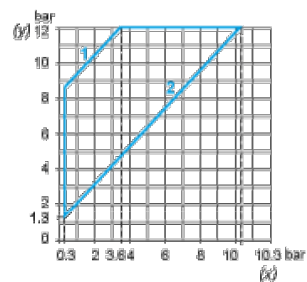
---

Connections

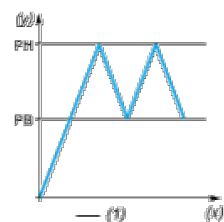


Curves

Operating Curves



- (y) Rising pressure
- (x) Falling pressure
- 1 : Maximum differential
- 2 : Minimum differential



- (y) Pressure
- (x) Time
- (1) Adjustable value