

NOTES:

1. MATERIALS AND FINISHES:
 BODY, INNER BODY, HEX NUT &
 LOCK WASHER - BRASS, WHITE BRONZE PLATING
 CONTACT - BeCu, GOLD PLATING
 INSULATOR & INSULATOR DISC - PTFE, NATURAL
 O-RING - SILICONE RUBBER, RED
 FERRULE - COPPER, WHITE BRONZE PLATING
 HEAT SHRINK TUBING - CROSSLINKED POLYOLEFIN, BLACK
2. ELECTRICAL:
 A. IMPEDANCE: 50 OHM
 B. FREQUENCY RANGE: DC - 6 GHz
 C. DIELECTRIC WITHSTANDING VOLTAGE: 1000 VRMS, MIN.
3. MECHANICAL:
 A. DURABILITY: 500 CYCLES MIN.
 B. TEMPERATURE RANGE: -55°C TO +85°C

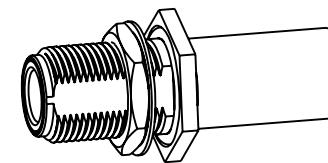
4. PACKAGING:
 A. QUANTITY: SINGLE PACK
 B. MARKING: BAG TO BE MARKED
 "AMPHENOL RF, 82-6643, AND DATE CODE"
5. RECOMMENDED CABLE ASSEMBLY INSTRUCTIONS:
 A. TRIM CABLE AS SHOWN.
 B. SLIDE HEAT SHRINK TUBING, FERRULE AND INSULATOR DISC ONTO CABLE.
 C. SOLDER CABLE CENTER CONDUCTOR TO CONTACT.
 D. INSERT CABLE WITH FOIL ENTERING CONNECTOR AND BRAID OVER KNURL.
 E. CRIMP FERRULE OVER BRAID WITH .429" HEX DIE
 F. APPLY HEAT SHRINK TUBING OVER FERRULE.

6. RECOMMENDED TORQUE APPLIED ON HEX NUT : 30 IN-LBS
- 7 SHOWS CABLE ENTRY DIMENSIONS.

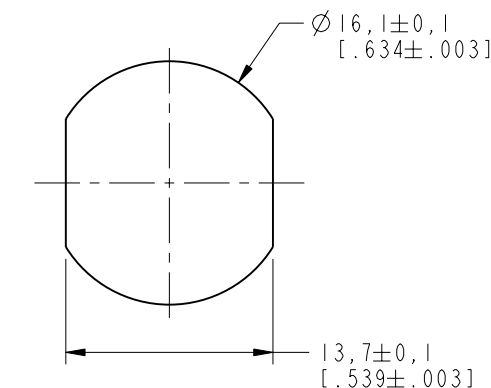
THIRD ANGLE PROJ.

REVISIONS

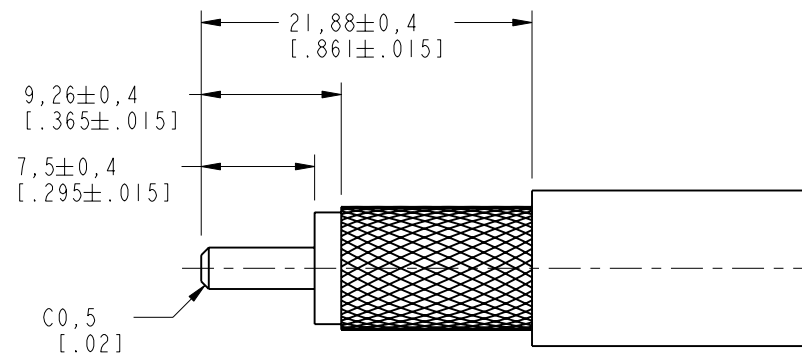
REV	DESCRIPTION	DATE	ECO	APPR
A	RELEASE TO MFG.	12-Jun-17	04004	BMG



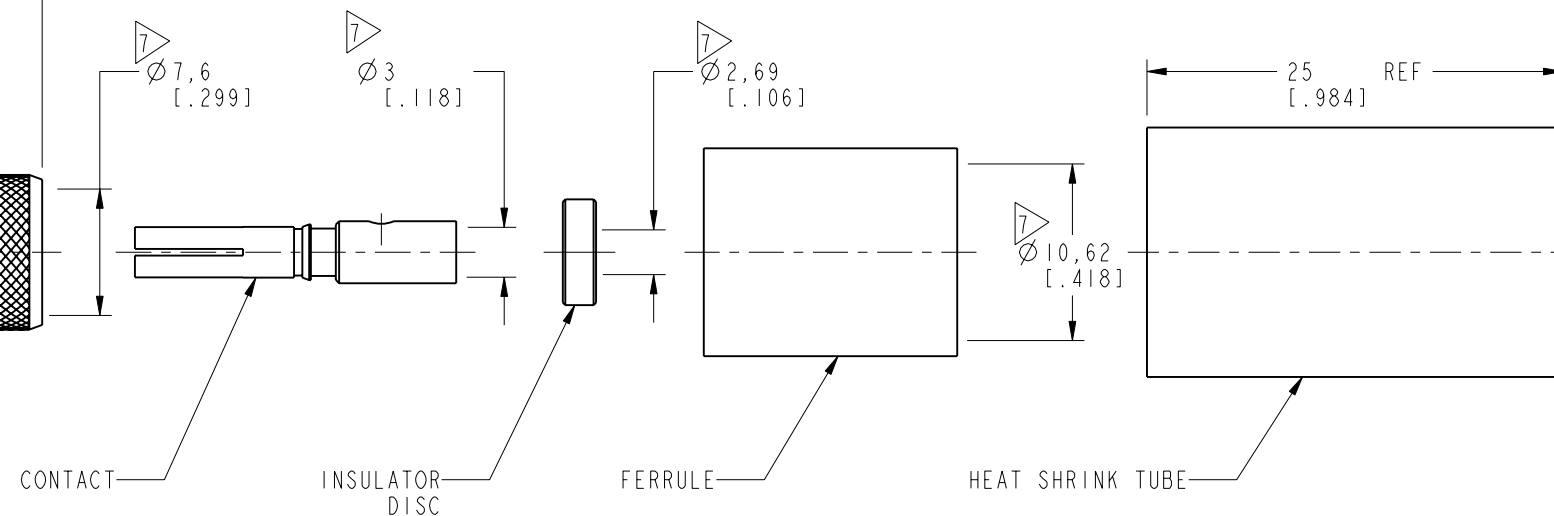
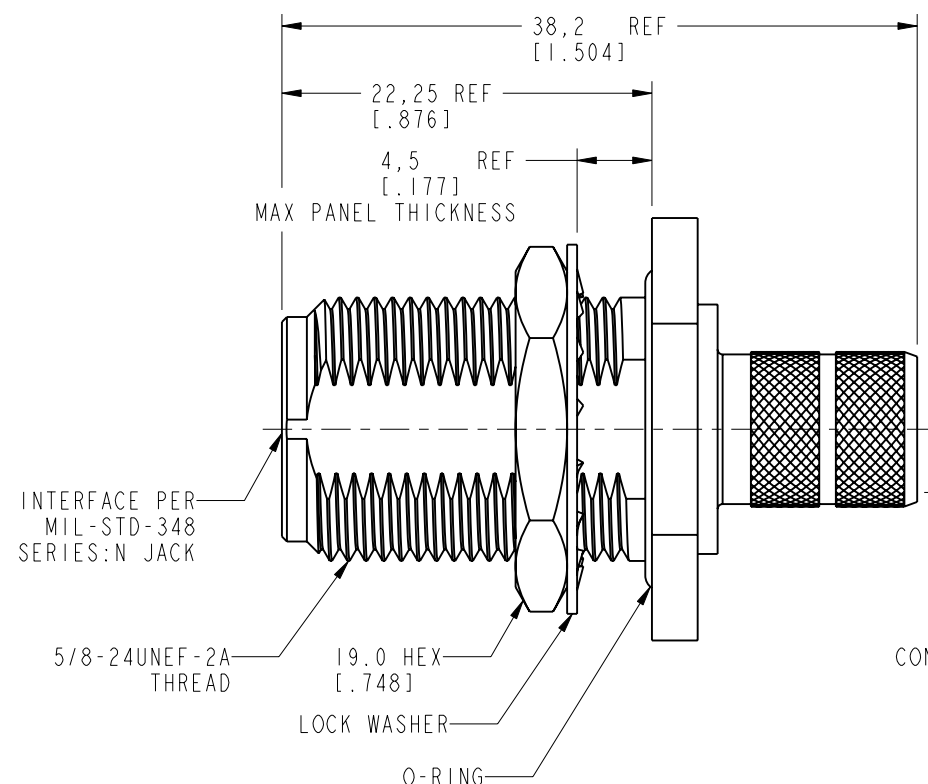
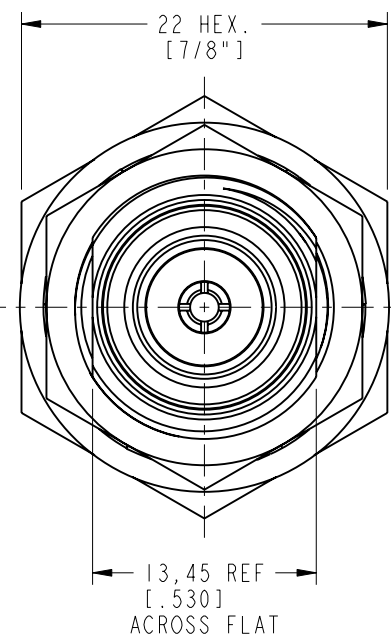
SCALE 0.800



RECOMMENDED MOUNTING HOLE DIMENSIONS



RECOMMENDED CABLE STRIPPING DIMENSIONS



CUSTOMER OUTLINE DRAWING

ALL OTHER SHEETS ARE FOR INTERNAL USE ONLY

UNLESS OTHERWISE SPECIFIED, DIMENSIONS ARE IN METRIC AND TOLERANCES ARE:
 <0.5mm ±0.05mm 0.5 - 6mm ±0.1mm 6 - 30mm ±0.2mm 30 - 120mm ±0.3mm ANGLES ±1°

NOTICE - These drawings, specifications, or other data (1) are, and remain the property of Amphenol corp. (2) must be returned upon request; and (3) are confidential and not to be disclosed to any person other than those to whom they are given by Amphenol Corp. the furnishing of these drawings, specifications, or other data by Amphenol Corp., or to any other person to anyone for any purpose is not to be regarded by implication or otherwise in any manner licensing, granting rights to permitting such holder or any other person to manufacture, use or sell any product, process or design, patented or otherwise, that may in any way be related to or disclosed by said drawings, specifications, or other data.

MATERIAL	SEE NOTES	DRAWN	M. ZHANG	DATE	12-Jun-17
EAR#	7407	ENGINEER	B. GREENBAUM	DATE	02-Feb-17
REF:		APPROVED	S. HSIEH	DATE	16-Jun-17
CONFIGURATION LEVEL:	In Work	CAD FILE			
FINISH					

TITLE		N STR BHD JACK FOR LMR 400 CABLE	
SCALE:	2.2:1.0	SHEET	2 OF 2
DWG SIZE	B	REV	A

Amphenol RF	
www.amphenolrf.com	
DRAWING NO.	82-6643
ITEM NO.	82-6643
PART NO.	82-6643