

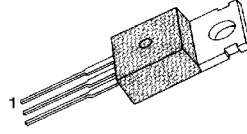
GENERAL PURPOSE POWER APPLICATION AND SWITCHING

- Low Collector-Emitter Saturation Voltage:
 $V_{CE(sat)} = -1V (MAX) @ -8A$
- Fast Switching Speeds

ABSOLUTE MAXIMUM RATINGS

Characteristic	Symbol	Rating	Unit
Collector-Emitter Voltage : D45H 1,2	V_{CEO}	-30	V
: D45H 4,5		-45	V
: D45H 7,8		-60	V
: D45H 10,11		-80	V
Emitter Base Voltage	V_{EBO}	-5	V
Collector Current (DC)	I_C	-10	A
*Collector Current (Pulse)	I_C	-20	A
Collector Dissipation ($T_C=25^\circ C$)	P_C	50	W
Collector Dissipation ($T_A=25^\circ C$)	P_C	1.67	W
Junction Temperature	T_J	150	$^\circ C$
Storage Temperature	T_{STG}	-55 ~ 150	$^\circ C$

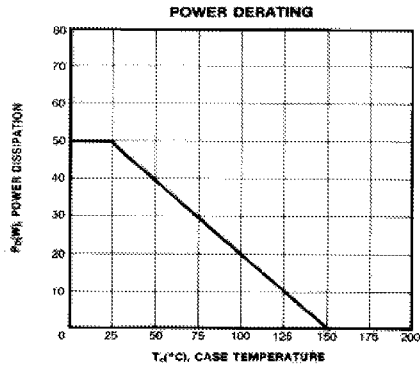
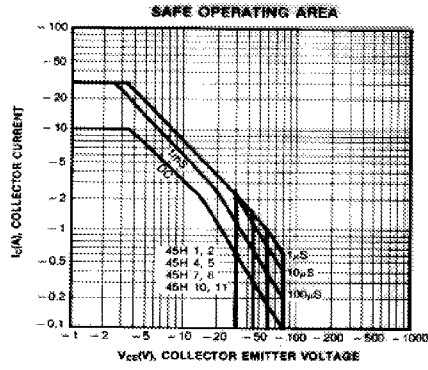
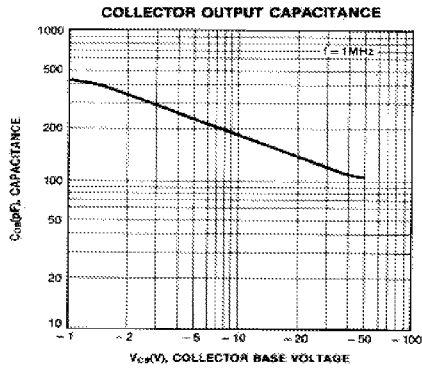
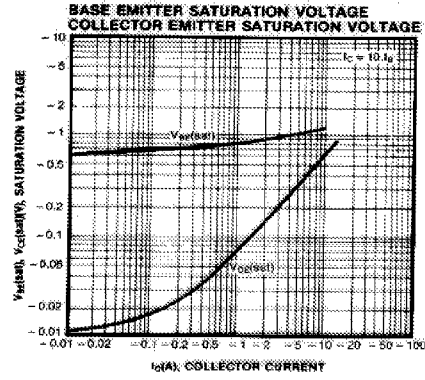
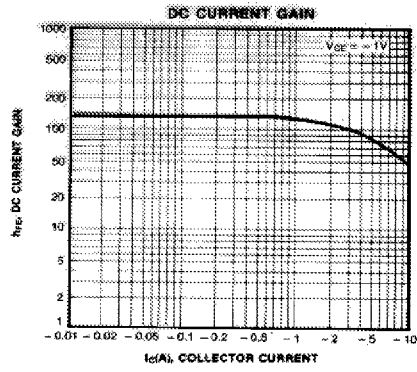
TO-220



1.Base 2.Collector 3.Emitter

ELECTRICAL CHARACTERISTICS ($T_C=25^\circ C$)

Characteristic	Symbol	Test Conditions	Min	Typ	Max	Unit
Collector Cutoff Current	I_{CES}	$V_{CE} = \text{Rated } V_{CEO}, V_{EB} = 0$			-10	μA
Emitter Cutoff Current	I_{EBO}	$V_{EB} = -5V, I_C = 0$			-100	μA
* DC Current Gain : D45H 1,4,7,10	h_{FE1}	$V_{CE} = -1V, I_C = -2A$	35			
: D45H 2,5,8,11			60			
: D45H 1, 4, 7, 10	h_{FE2}	$V_{CE} = -1V, I_C = -4A$	20			
: D45H 2, 5, 8, 11			40		-1	V
* Collector Emitter Saturation Voltage	$V_{CE(sat)}$	$I_C = -8A, I_B = -0.8A$			-1	V
: D45H 1, 4, 7 10		$I_C = -8A, I_B = -0.4A$			-1.5	V
: D45H 2, 5, 8, 11		$I_C = -8A, I_B = -0.8A$		40		MHz
* Base Emitter Saturation Voltage	$V_{BE (sat)}$	$V_{CE} = -10V, I_C = -0.5A$		230		pF
Current Gain Bandwidth Product	f_T	$V_{CB} = -10V, f = 1MHz$		135		ns
Output Capacitance	C_{OB}	$I_C = -5A, I_{B1} = -0.5A$		500		ns
Turn On Time	t_{ON}	$I_{B1} = I_{B2} = -0.5A$		100		ns
Storage Time	t_{STG}					
Fall Time	t_F					



TRADEMARKS

The following are registered and unregistered trademarks Fairchild Semiconductor owns or is authorized to use and is not intended to be an exhaustive list of all such trademarks.

ACEx™	ISOPLANAR™
CoolFET™	MICROWIRE™
CROSSVOLT™	POP™
E ² CMOS™	PowerTrench™
FACT™	QS™
FACT Quiet Series™	Quiet Series™
FAST®	SuperSOT™-3
FASTr™	SuperSOT™-6
GTO™	SuperSOT™-8
HiSeC™	TinyLogic™

DISCLAIMER

FAIRCHILD SEMICONDUCTOR RESERVES THE RIGHT TO MAKE CHANGES WITHOUT FURTHER NOTICE TO ANY PRODUCTS HEREIN TO IMPROVE RELIABILITY, FUNCTION OR DESIGN. FAIRCHILD DOES NOT ASSUME ANY LIABILITY ARISING OUT OF THE APPLICATION OR USE OF ANY PRODUCT OR CIRCUIT DESCRIBED HEREIN; NEITHER DOES IT CONVEY ANY LICENSE UNDER ITS PATENT RIGHTS, NOR THE RIGHTS OF OTHERS.

LIFE SUPPORT POLICY

FAIRCHILD'S PRODUCTS ARE NOT AUTHORIZED FOR USE AS CRITICAL COMPONENTS IN LIFE SUPPORT DEVICES OR SYSTEMS WITHOUT THE EXPRESS WRITTEN APPROVAL OF FAIRCHILD SEMICONDUCTOR CORPORATION. As used herein:

1. Life support devices or systems are devices or systems which, (a) are intended for surgical implant into the body, or (b) support or sustain life, or (c) whose failure to perform when properly used in accordance with instructions for use provided in the labeling, can be reasonably expected to result in significant injury to the user.
2. A critical component is any component of a life support device or system whose failure to perform can be reasonably expected to cause the failure of the life support device or system, or to affect its safety or effectiveness.

PRODUCT STATUS DEFINITIONS

Definition of Terms

Datasheet Identification	Product Status	Definition
Advance Information	Formative or In Design	This datasheet contains the design specifications for product development. Specifications may change in any manner without notice.
Preliminary	First Production	This datasheet contains preliminary data, and supplementary data will be published at a later date. Fairchild Semiconductor reserves the right to make changes at any time without notice in order to improve design.
No Identification Needed	Full Production	This datasheet contains final specifications. Fairchild Semiconductor reserves the right to make changes at any time without notice in order to improve design.
Obsolete	Not In Production	This datasheet contains specifications on a product that has been discontinued by Fairchild semiconductor. The datasheet is printed for reference information only.