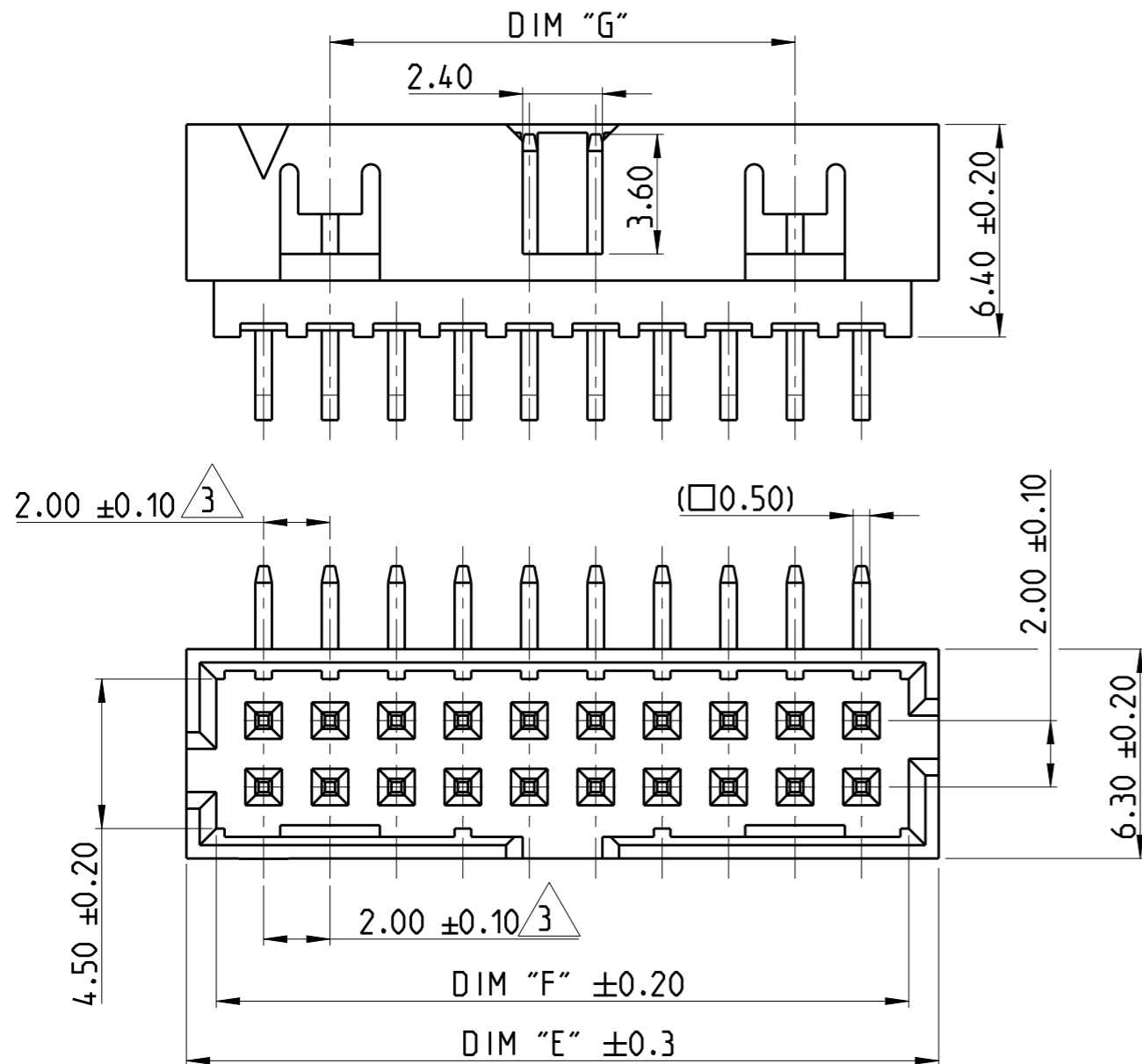


P	LTR	DESCRIPTION	DATE	DWN	APVD
A		RELEASE TO PRODUCTION	29NOV2019	AY	PS

NOTES:

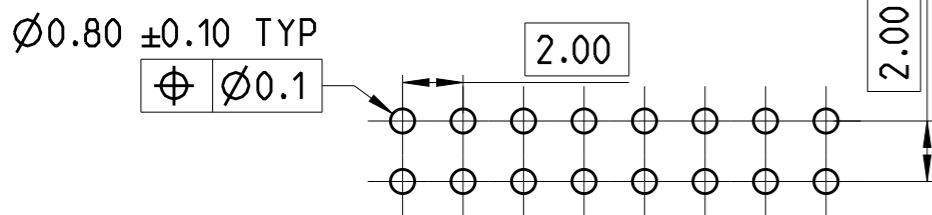
- MATERIAL
HOUSING : HIGH TEMPERATURE THERMOPLASTIC, UL94-V0; COLOR- BLACK
CONTACT PIN : COPPER ALLOY
FINISH :
MATING SIDE : MIN. 0.38 μ m GOLD OVER NICKEL UNDER PLATING.
SOLDER SIDE : MIN. 2.0 μ m TIN OVER NICKEL UNDER PLATING.
 - PACKAGING: TUBE.
- \triangle 3 TOLERANCE NOT CUMULATIVE.



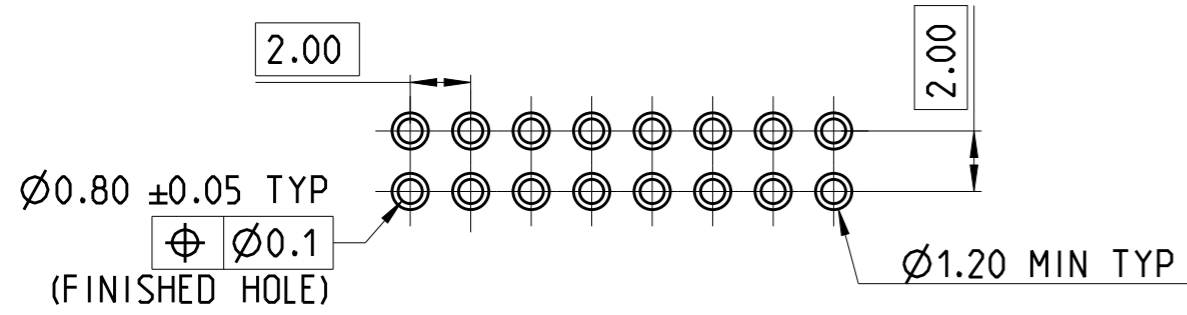
2-2842249-0 AS SHOWN

CONTACT PIN	ITEM NO.
2	1
DESCRIPTION	ITEM NO.

DIM "G"	DIM "F"	DIM "E"	POS.	TE PN
44	50.85	52.65	50	5-2842249-0
38	44.85	46.65	44	4-2842249-4
34	40.85	42.65	40	4-2842249-0
28	34.85	36.65	34	3-2842249-4
24	30.85	32.65	30	3-2842249-0
20	26.85	28.65	26	2-2842249-6
18	24.85	26.65	24	2-2842249-4
14	20.85	22.65	20	2-2842249-0
10	16.85	18.65	16	1-2842249-6
8	14.85	16.65	14	1-2842249-4



RECOMMENDED PCB HOLE PATTERN FOR THROUGH HOLE WAVE



RECOMMENDED PCB HOLE PATTERN FOR THROUGH HOLE REFLOW/PIN-IN-PASTE

THIS DRAWING IS A CONTROLLED DOCUMENT.

DIMENSIONS: mm	TOLERANCES UNLESS OTHERWISE SPECIFIED:	DWN ANKIT YADAV 9SEP2019	<p>AMPMODU 2mm SHROUDED HEADER, DUAL ROW, RIGHT ANGLE, 0.38 Au, TUBE</p>
	0 PLC \pm	CHK KARTHIK JK 12SEP2019	
	1 PLC ± 0.25	APVD PRASHANTH S 13SEP2019	
	2 PLC \pm	PRODUCT SPEC 108-64040	
MATERIAL SEE NOTES	FINISH SEE NOTES	APPLICATION SPEC 114-32259	RESTRICTED TO
		WEIGHT -	SIZE A3
		CUSTOMER DRAWING	CAGE CODE 00779
			DRAWING NO C-2842249
			SCALE 5:1
			SHEET 1 OF 1
			REV A