

Main

Range of Product	Harmony Electromechanical Relays
Series name	Slim interface relay
Product or Component Type	Plug-in relay
Device short name	RSL
Contacts type and composition	1 C/O
Contact operation	Standard
[Uc] control circuit voltage	24 V DC
[Ithe] conventional enclosed thermal current	6 A -40...131 °F (-40...55 °C)
Status LED	Without
Control Type	Without push-button

Complementary

Shape of pin	Flat (PCB type)
Average resistance	3390 Ohm at 73 °F (23 °C) +/- 15 %
Rated operational voltage limits	18...33.6 V DC
[Ui] rated insulation voltage	250 V EN/IEC 277 V cUL
[Uimp] rated impulse withstand voltage	6 kV IEC
Contacts material	Silver alloy (AgSnO2)
[Ie] rated operational current	6 A AC-1/DC-1)IEC/UL
Minimum switching current	10 mA
Maximum switching voltage	277 V
Minimum switching voltage	12 V
Maximum switching capacity	1500 VA 50 W
Minimum switching capacity	120 mW
Operating rate	<= 360 cycles/hour under load <= 18000 cycles/hour no-load
Mechanical durability	10000000 cycles
Electrical durability	60000 cycles, 6 A at 250 V, AC-1 C/O
Operating time	5 ms reset 12 ms
Protection category	RT III
Test levels	Level A
Operating position	Any position
Width	0.20 in (5 mm)
Height	1.10 in (28 mm)
Depth	0.73 in (18.5 mm)
Terminals description ISO n°1	(11-12-14)OC (A1-A2)CO
Net Weight	0.01 lb(US) (0.0054 kg)
Load current	6 A 250 V AC 0.5 mm mounting distance
Average coil consumption	0.17 W
Drop-out voltage threshold	>= 0.05 Uc
Safety reliability data	B10d = 60000

Mounting Support	Socket or PCB
Device presentation	Complete product

Environment

Dielectric strength	1000 V AC between contacts 4000 V AC between coil and contact
Standards	CSA C22.2 No 14 EN/IEC 61810-1 UL 508
Product Certifications	CSA UL EAC
Ambient Air Temperature for Storage	-40...158 °F (-40...70 °C)
Vibration resistance	+/- 1 mm 10...55 Hz)EN/IEC 60068-2-6
IP degree of protection	IP40 conforming to EN/IEC 60529
Shock resistance	5 gn 11 ms) not operating EN/IEC 60068-2-27 5 gn 11 ms) in operation EN/IEC 60068-2-27
Ambient air temperature for operation	-40...131 °F (-40...55 °C)

Ordering and shipping details

Category	21127 - ZELIO ICE CUBE RELAYS
Discount Schedule	CP2
GTIN	3606480077975
Nbr. of units in pkg.	1
Package weight(Lbs)	0.21 oz (6 g)
Returnability	Yes
Country of origin	CN

Packing Units

Unit Type of Package 1	PCE
Package 1 Height	0.59 in (1.5 cm)
Package 1 width	0.20 in (0.5 cm)
Package 1 Length	1.10 in (2.8 cm)

Offer Sustainability

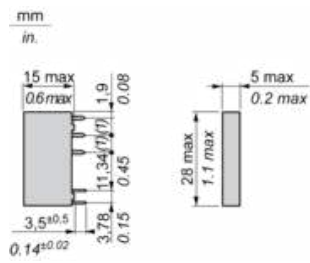
California proposition 65	WARNING: This product can expose you to chemicals including: Nickel compounds, which is known to the State of California to cause cancer, and Di-isodecyl phthalate (DIDP), which is known to the State of California to cause birth defects or other reproductive harm. For more information go to www.P65Warnings.ca.gov
EU RoHS Directive	Pro-active compliance (Product out of EU RoHS legal scope) EU RoHS Declaration
Toxic heavy metal free	Yes
Mercury free	Yes
RoHS exemption information	Yes
China RoHS Regulation	China RoHS Declaration
Environmental Disclosure	Product Environmental Profile
Circularity Profile	End Of Life Information

Contractual warranty

Warranty	18 months
----------	-----------

Dimensions

Relay with Flat Pins (PCB Type)

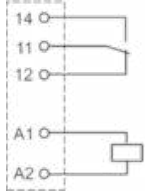


(1): 5.04 mm / 0.19 in.

Wiring Diagram

Relay with Flat Pins (PCB Type)

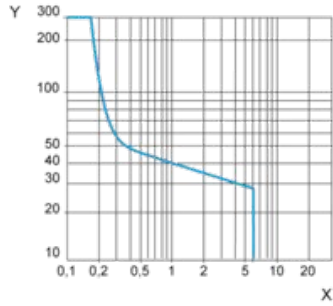
1 C/O contact



Curves for Resistive Load

Maximum Switching Capacity on DC Load

Resistive load

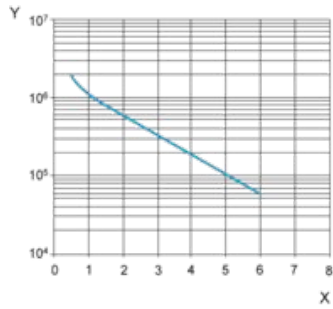


X DC Current

Y DC Voltage

Electrical Durability

Only tested at 6A/250VAC, projection for the rest
250 Vac Resistive load



X Switching current (A)

Y Cycles

Note : These are typical curves, actual durability depends on load, environment, duty cycle, etc.