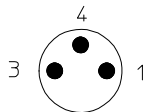


10 9 8 7 6 5 4 3 2 1

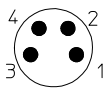
POS. A1
3 POLE



MALE INSERT 3P
VIEW FROM WIRES SIDE

Pin	Wire color
1	Braun
2	-
3	Blue
4	Black

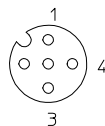
POS. A2
4 POLE



MALE INSERT 3P
VIEW FROM WIRES SIDE

Pin	Wire color
1	Braun
2	White
3	Blue
4	Black

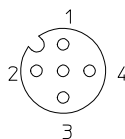
POS. B1
3 POLE



FEMALE INSERT 3P
VIEW FROM WIRES SIDE

Pin	Wire color
1	Braun
2	-
3	Blue
4	Black

POS. B2
4 POLE



FEMALE INSERT 4P
VIEW FROM WIRES SIDE

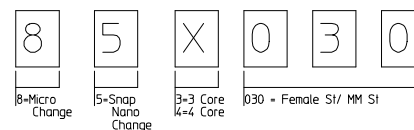
Pin	Wire color
1	Braun
2	White
3	Blue
4	Black

NANO-CHANGE (M8) ADAPTOR

CHART 1

Molex P/N:	WOODHEAD P/N:	TYPE OF CONNECTOR
1200170003	854030	4 POLE
1200170004	853030	3 POLE

PART No MATRIX



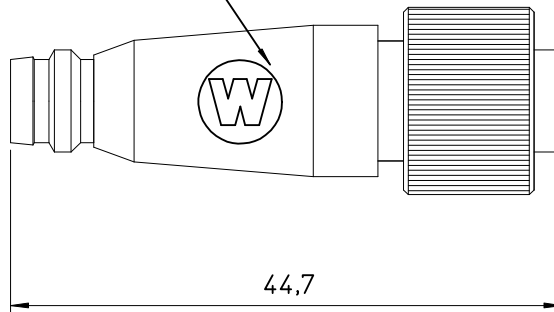
POS. A1 or A2

MALE/MALE NC



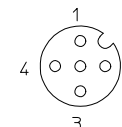
VIEWS FROM FRONT SIDE

BLACK OVERMOULD



POS. B1 or B2

FEMALE MMC



VIEW FROM FRONT SIDE

ORIGINAL RELEASE EC NO: IPG2014-1394 DRW: DSTACHOWIAK 2014/02/05 CHK: MSZWAJKOWSKI 2014/02/05 APPR: MIWASIECZKO 2014/02/05	QUALITY SYMBOLS	GENERAL TOLERANCES (UNLESS SPECIFIED)	DIMENSION STYLE	SCALE	DESIGN UNITS	THIRD ANGLE PROJECTION
	▽=0 □=0	mm INCH 4 PLACES ± --- ± --- 3 PLACES ± --- ± --- 2 PLACES ± --- ± --- 1 PLACE ± --- ± --- 0 PLACE ± --- ± ---	MM ONLY	---	METRIC	
	DESCRIPTION	ANGULAR ± --- °	DRAWN BY	DATE	TITLE	
	REV	DRAFT WHERE APPLICABLE MUST REMAIN WITHIN DIMENSIONS	DSTACHOWIAK	2014/02/05	MMC/NC-XP-FE/M SNAP-ADAPTOR	
	A		MSZWAJKOWSKI	2014/02/05		

molex

SEE CHART 1 MATERIAL NO. DOCUMENT NO. SHEET NO.

SD-120017-001

1 OF 1

THIS DRAWING CONTAINS INFORMATION THAT IS PROPRIETARY TO MOLEX INCORPORATED AND SHOULD NOT BE USED WITHOUT WRITTEN PERMISSION

9 8 7 6 5 4 3 2 1