


Number of contacts

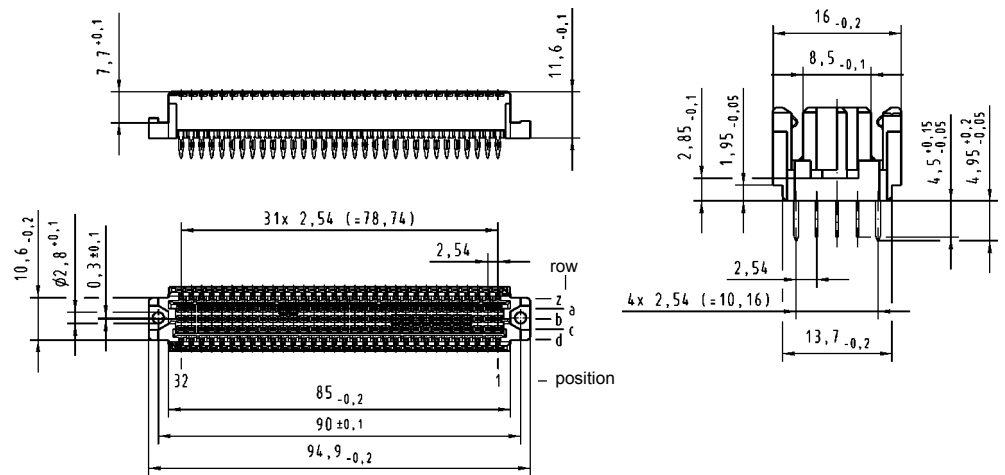
160



Female connectors

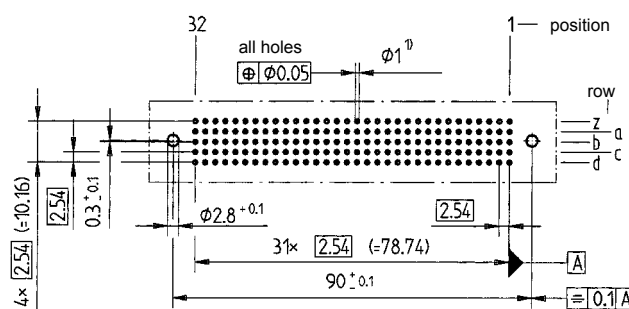
Identification	No. of contacts	Contact arrangement	Part number
Female connectors, straight with switches ²⁾ with press-in terminations with flange 4.5/5 mm	160	z, a, b, c, d	02 03 160 2201

Dimensions



Board drillings

Mounting side



Dimensions in mm

Tooling see chapter 30

¹⁾ Press-in technology see page 00.25

²⁾ Switching elements at positions a21-22, b4-5, b6-7, b8-9 and b10-11