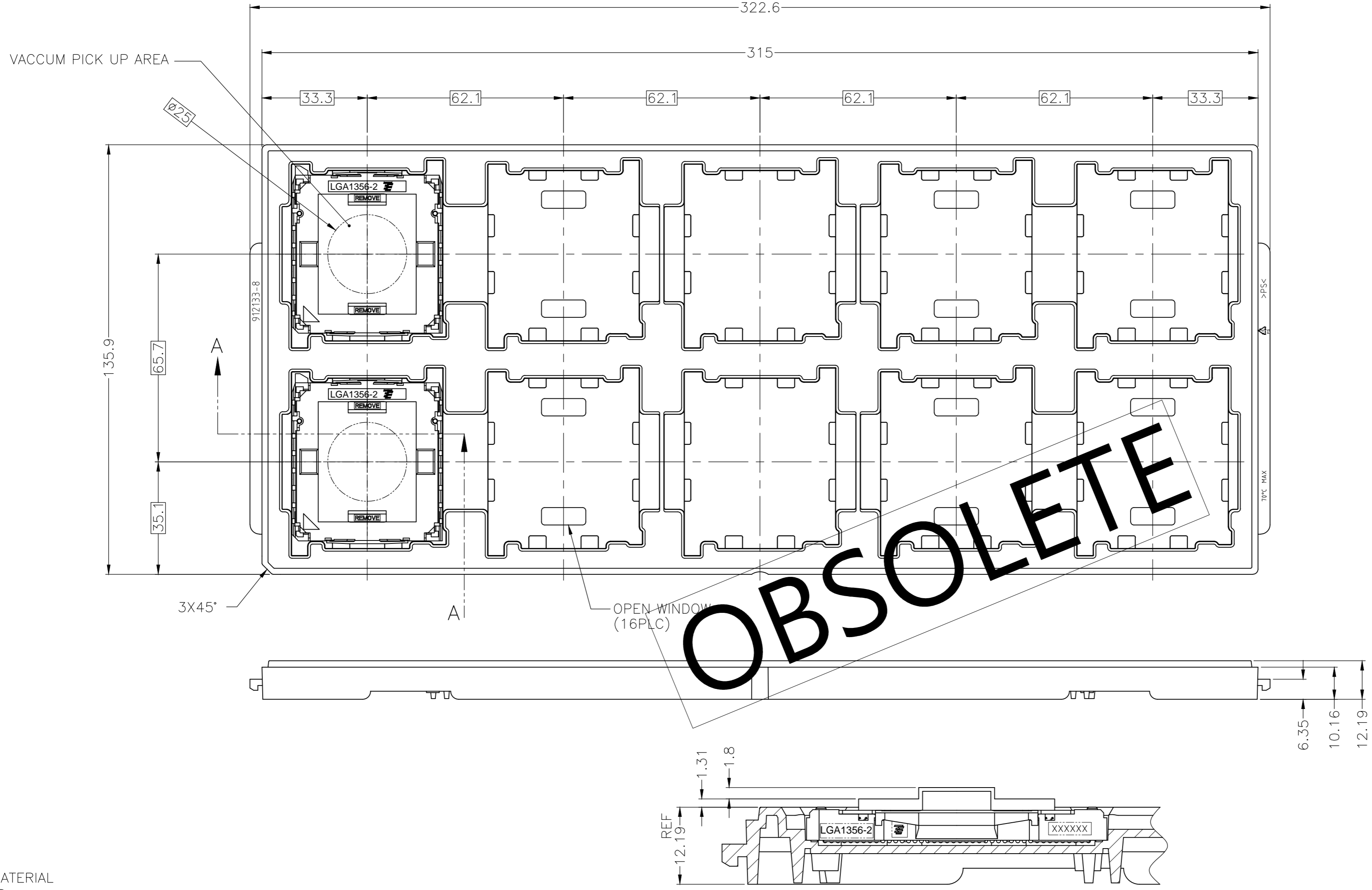


THIS DRAWING IS UNPUBLISHED. RELEASED FOR PUBLICATION APR 2011.
 © COPYRIGHT 2011 By Tyco Electronics Japan G.K. ALL RIGHTS RESERVED.

LOC		DIST		REVISIONS			
P	LTR	DESCRIPTION		DATE	DWN	APVD	
D		REVISED PER ECR-17-014279		11MAR2019	B.L	S.L	



OBSOLETE

1. MATERIAL
- ① HOUSING : HIGH TEMP, THERMO-PLASTIC, UL94V-0, BLACK
 - ② CONTACT : COPPER ALLOY
FINISH : Au PL. AT CONTACT AREA ON OVERALL OVER Ni UNDER PL. 0.00127 MIN.
 - ③ SOLDER BALL : Sn/Ag/Cu FOR LEAD FREE PRODUCT
 - ④ CAP : HIGH TEMP. THERMO-PLASTIC, UL94V-0, BLACK
- △ INDICATED DATE CODE ON THE HSG

A-A (SCALE 2:1)
(SOCKET ASSY IS NOT SECTIONEND)

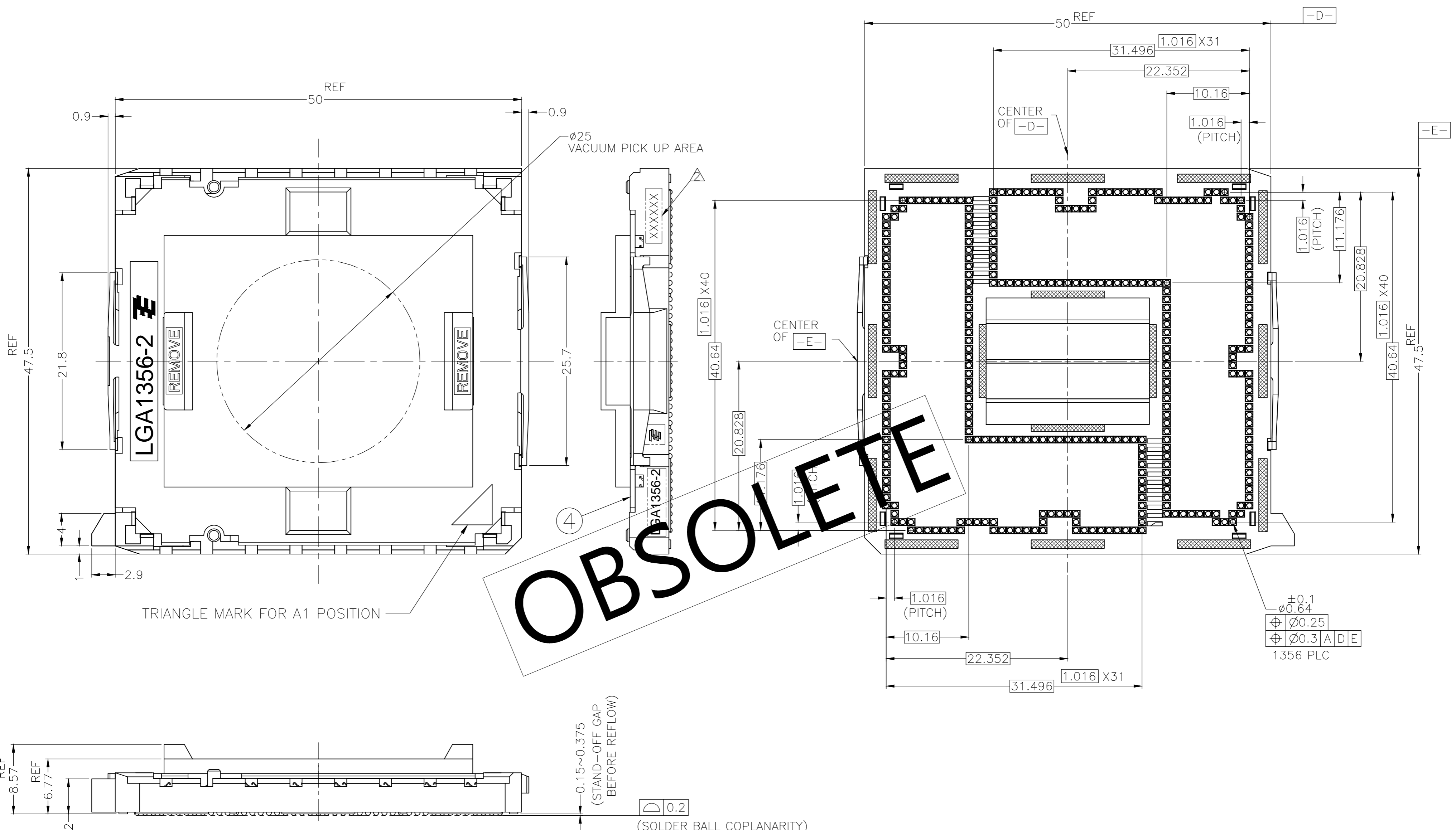
0.76 um MIN	1554116-3
0.38 um MIN	1554116-2
Au AT CONTACT AREA	PART NUMBER

1554116-2, -3 : AS SHOWN

THIS DRAWING IS A CONTROLLED DOCUMENT.		DWN	T.TOKUNAGA	17MAY2010		TE Connectivity		
DIMENSIONS: mm		CHK	H.TAGUCHI	17MAY2010		NAME		
TOLERANCES UNLESS OTHERWISE SPECIFIED:		APVD	T.NAKASHIMA	17MAY2010		SOCKET ASSY		
0 PLC ± 1 PLC ± 2 PLC ±0.5 3 PLC ±3 4 PLC ± ANGLES ± MATERIAL FINISH		PRODUCT SPEC		LGA1356-2				
		APPLICATION SPEC		108-78496		SIZE	A2	
		WEIGHT		13.4 g		CAGE CODE	00779	
		CUSTOMER DRAWING		DRAWING NO		RESTRICTED TO		
				114-5432		C=1554116		
				SCALE		1:1		
				SHEET		1 of 4		
				REV		D		

THIS DRAWING IS UNPUBLISHED. RELEASED FOR PUBLICATION APR 2011.
 © COPYRIGHT 2011 By Tyco Electronics Japan G.K. ALL RIGHTS RESERVED.

LOC		DIST		REVISIONS			
P	LTR	DESCRIPTION	DATE	DWN	APVD		
-	-	SEE SHEET 1	-	-	-		

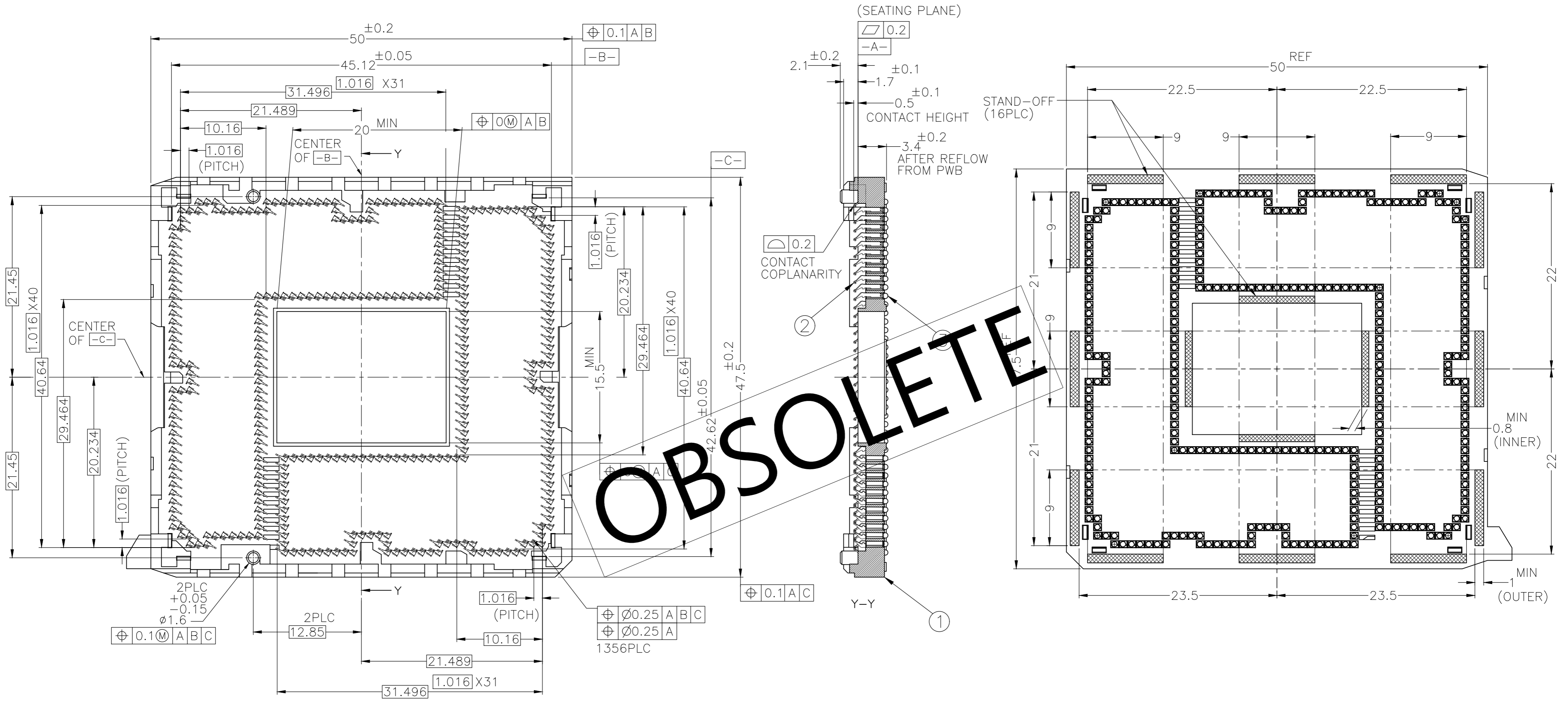


OBSOLETE

THIS DRAWING IS A CONTROLLED DOCUMENT.		DWN	TE Connectivity	
DIMENSIONS: mm		CHK	NAME	
TOLERANCES UNLESS OTHERWISE SPECIFIED:		APVD	SOCKET ASSY	
0 PLC ± 0.3		PRODUCT SPEC	LGA1356-2	
1 PLC ± 0.3		APPLICATION SPEC	SIZE	CAGE CODE
2 PLC ± 0.3		WEIGHT	A2	00779
3 PLC ± 0.3		CUSTOMER DRAWING	DRAWING NO	RESTRICTED TO
4 PLC ± 0.3			C=1554116	-
ANGLES $\pm 3^\circ$			SCALE	SHEET
FINISH			NTS	2 of 4

1554116-2, -3 : AS SHOWN

LOC		DIST		REVISIONS			
P	LTR	DESCRIPTION	DATE	DWN	APVD		
-	-	SEE SHEET 1	-	-	-		



OBSOLETE

THESE VIEWS DON'T SHOW CAP

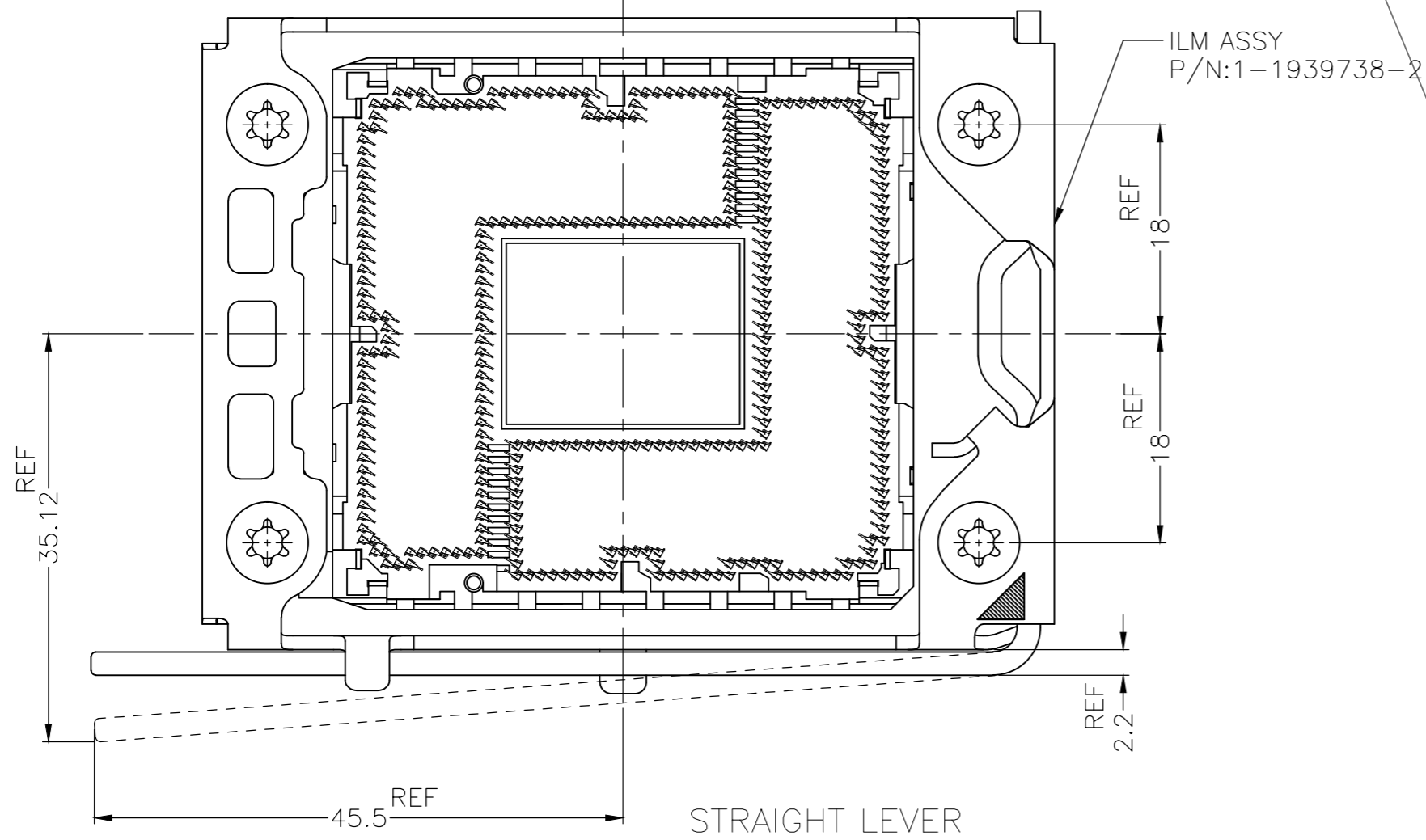
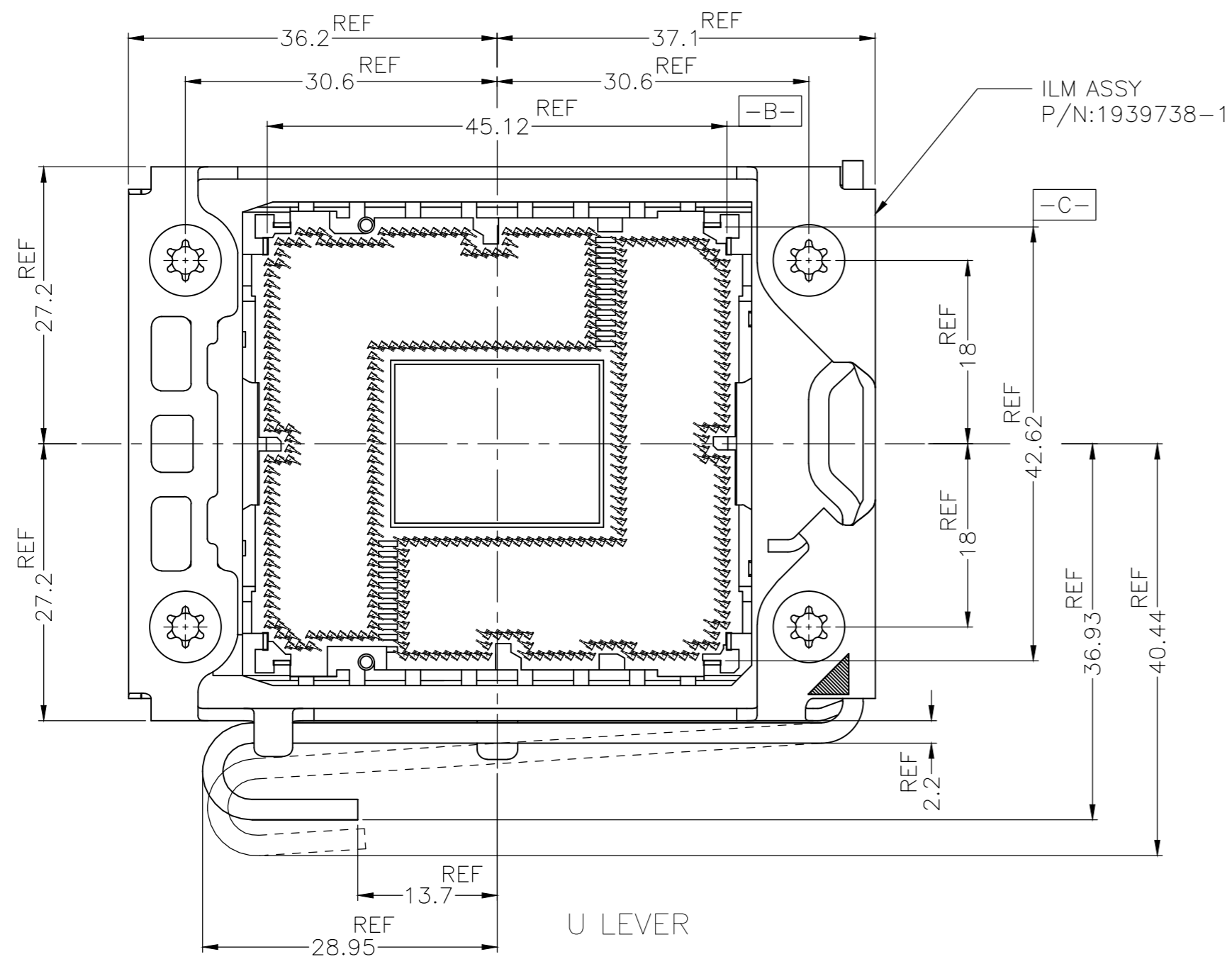
1554116-2, -3 : AS SHOWN

THIS DRAWING IS A CONTROLLED DOCUMENT.		DWN		
DIMENSIONS: mm		CHK		
TOLERANCES UNLESS OTHERWISE SPECIFIED:		APVD		
0 PLC ± 0.3		PRODUCT SPEC		
1 PLC ± 0.3		APPLICATION SPEC		
2 PLC ± 0.3		WEIGHT		
3 PLC ± 0.3		CUSTOMER DRAWING		
4 PLC ± 0.3		SCALE	NTS	
ANGLES ± 3°		SHEET	3 of 4	
FINISH		REV	D	

TE Connectivity		NAME	
SOCKET ASSY		LGA1356-2	
SIZE	CAGE CODE	DRAWING NO	RESTRICTED TO
A2	00779	C=1554116	-

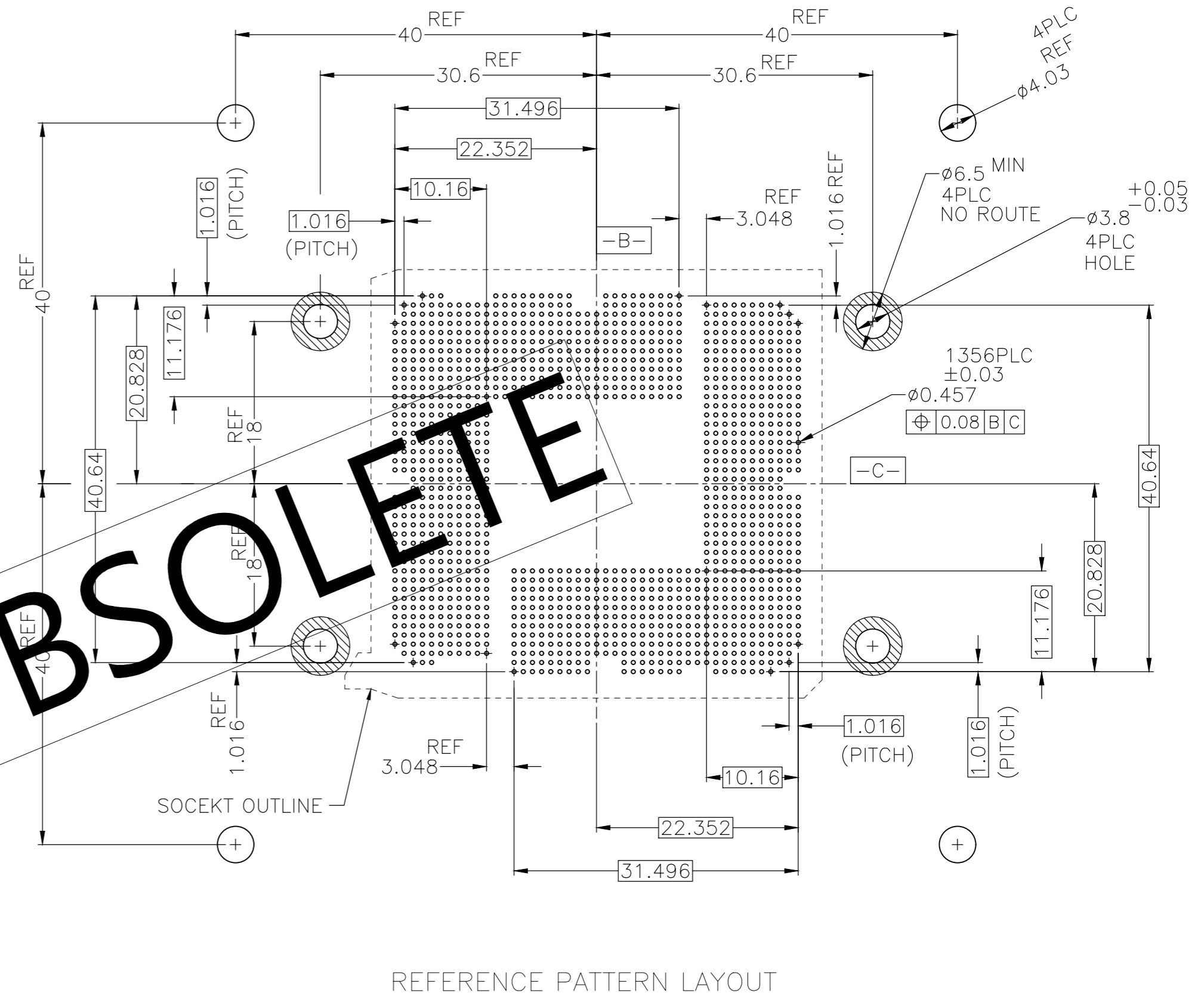
THIS DRAWING IS UNPUBLISHED. RELEASED FOR PUBLICATION APR 2011.
 © COPYRIGHT 2011 By Tyco Electronics Japan G.K. ALL RIGHTS RESERVED.

LOC	DIST	REVISIONS			
P	LTR	DESCRIPTION	DATE	DWN	APVD
-	-	SEE SHEET 1	-	-	-



ILM ASSEMBLY OCCUPATION AREA (REFERENCE)
 CAP AND LOAD PLATE ARE NOT SHOWN ON THIS VIEW

OBSELETE



THIS DRAWING IS A CONTROLLED DOCUMENT.		DWN	TE Connectivity		
DIMENSIONS:	TOLERANCES UNLESS OTHERWISE SPECIFIED:	CHK	NAME		
mm	0 PLC ± 0.3 1 PLC ± 0.3 2 PLC ± 0.3 3 PLC ± 0.3 4 PLC ± 0.3 ANGLES ± 3°	APVD	SOCKET ASSY LGA1356-2		
MATERIAL	FINISH	PRODUCT SPEC	SIZE	CAGE CODE	DRAWING NO
		APPLICATION SPEC	A2	00779	C=1554116
CUSTOMER DRAWING			WEIGHT	RESTRICTED TO	
			SCALE	SHEET	REV
			NTS	4 OF 4	D