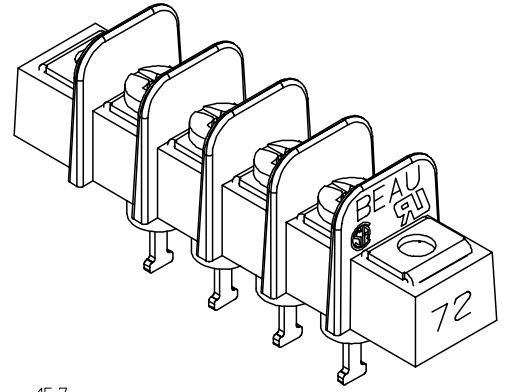
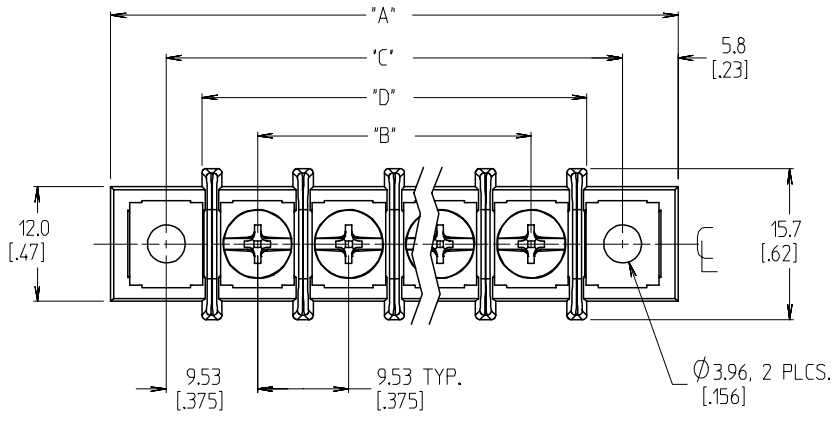
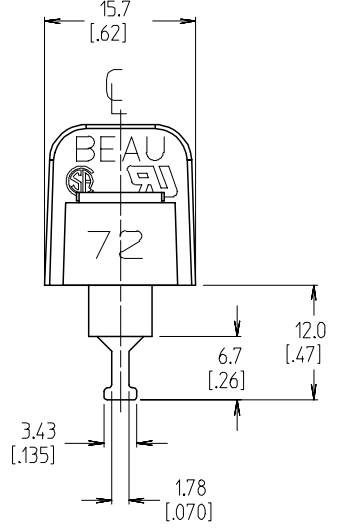
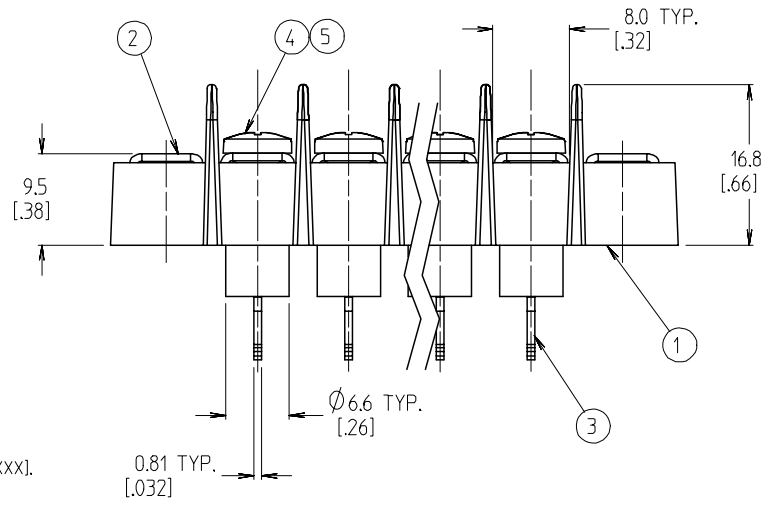


REF -50 OPTION SCREW
(WHERE APPLICABLE)



4 CIRCUIT SHOWN



- NOTES:
1. MATERIAL: SEE TABLE
 2. INCH DIMENSIONS ARE SHOWN IN BRACKETS [XXX].
 3. "XX" REFERS TO THE QUANTITY OF CIRCUITS.
 4. ALL COMPONENTS ARE ROHS COMPLIANT.

6	XX	SCREW&WASHER, 6-32X.250, PAN, PH/SL (-50 OPTION)	STEEL	ZN, CLEAR CHROMATE
5	XX	SCREW, 6-32X.250, BHD, PHIL-SLOT (-49 OPTION)	BRASS	NICKEL
4	XX	SCREW, 6-32X.250, BHD, PHIL-SLOT (STANDARD)	STEEL	ZN, CLEAR CHROMATE
3	XX	TERMINAL, SOLDER TURRET	BRASS	TIN
2	XX	MOUNTING PLATE	BRASS	NICKEL
1	1	INSULATOR, SR, W/MTG	THERMOPLASTIC	BLACK
ITEM	QTY	DESCRIPTION	MATERIAL	FINISH

INITIAL RELEASE	QUALITY SYMBOLS
EC NO: ETC2007-0073	▽=0
DRW: DRWNEHLE 2006/09/28	▽=0
CHKD: JMACNEIL 2006/09/28	
APPR: JMACNEIL 2006/09/28	
REV	DESCRIPTION
A	

GENERAL TOLERANCES (UNLESS SPECIFIED)	
mm	INCH
4 PLACES ± ---	± ---
3 PLACES ± ---	± .005
2 PLACES ± 0.13	± .01
1 PLACE ± 0.25	± ---
ANGULAR ± 2 °	
DRAFT WHERE APPLICABLE MUST REMAIN WITHIN DIMENSIONS	

DIMENSION STYLE	
MM/IN	
DRAWN BY	DATE
EHILE	2006/09/13
CHECKED BY	DATE
JMACNEIL	2006/09/13
APPROVED BY	DATE
JMACNEIL	2006/09/13
MATERIAL NO.	DOCUMENT NO.
SEE CHART	SD-38720-010
SIZE	
B	

SCALE	DESIGN UNITS	THIRD ANGLE PROJECTION
2:1	INCH	
TITLE		
9.53MM [.375] SR BTS ASSY, INSULATED TURRET TERMINAL W/MTG		
MOLEX INCORPORATED		
MATERIAL NO.	DOCUMENT NO.	SHEET NO.
SEE CHART	SD-38720-010	1 OF 2

NO. OF CIRCUITS	DIM. "A"		DIM. "B"		DIM. "C"		DIM. "D"		ASSEMBLY MATERIAL NO. (STANDARD)	ASSEMBLY MATERIAL NO. (-49 OPT)	ASSEMBLY MATERIAL NO. (-50 OPT)
	mm	in	mm	in	mm	in	mm	in			
02	40.1	1.58	9.53	0.375	28.58	1.125	21.1	0.83	387203202	387203502	387203802
03	49.7	1.96	19.05	0.750	38.10	1.500	30.7	1.21	387203203	387203503	387203803
04	59.2	2.33	28.58	1.125	47.63	1.875	40.2	1.58	387203204	387203504	387203804
05	68.7	2.71	38.10	1.500	57.15	2.250	49.7	1.96	387203205	387203505	387203805
06	78.2	3.08	47.63	1.875	66.68	2.625	59.2	2.33	387203206	387203506	387203806
07	87.8	3.46	57.15	2.250	76.20	3.000	68.8	2.71	387203207	387203507	387203807
08	97.3	3.83	66.68	2.625	85.73	3.375	78.3	3.08	387203208	387203508	387203808
09	106.8	4.21	76.20	3.000	95.25	3.750	87.8	3.46	387203209	387203509	387203809
10	116.3	4.58	85.73	3.375	104.78	4.125	97.3	3.83	387203210	387203510	387203810
11	125.9	4.96	95.25	3.750	114.30	4.500	106.9	4.21	387203211	387203511	387203811
12	135.4	5.33	104.78	4.125	123.83	4.875	116.4	4.58	387203212	387203512	387203812
13	144.9	5.71	114.30	4.500	133.35	5.250	125.9	4.96	387203213	387203513	387203813
14	154.4	6.08	123.83	4.875	142.88	5.625	135.4	5.33	387203214	387203514	387203814
15	164.0	6.46	133.35	5.250	152.40	6.000	145.0	5.71	387203215	387203515	387203815
16	173.5	6.83	142.88	5.625	161.93	6.375	154.5	6.08	387203216	387203516	387203816
17	183.0	7.21	152.40	6.000	171.45	6.750	164.0	6.46	387203217	387203517	387203817
18	192.5	7.58	161.93	6.375	180.98	7.125	173.5	6.83	387203218	387203518	387203818
19	202.1	7.96	171.45	6.750	190.50	7.500	183.1	7.21	387203219	387203519	387203819
20	211.6	8.33	180.98	7.125	200.03	7.875	192.6	7.58	387203220	387203520	387203820
21	221.1	8.71	190.50	7.500	209.55	8.250	202.1	7.96	387203221	387203521	387203821
22	230.6	9.08	200.03	7.875	219.08	8.625	211.6	8.33	387203222	387203522	387203822
23	240.2	9.46	209.55	8.250	228.60	9.000	221.2	8.71	387203223	387203523	387203823
24	249.7	9.83	219.08	8.625	238.13	9.375	230.7	9.08	387203224	387203524	387203824
25	259.2	10.21	228.60	9.000	247.65	9.750	240.2	9.46	387203225	387203525	387203825
26	268.7	10.58	238.13	9.375	257.18	10.125	249.7	9.83	387203226	387203526	387203826

INITIAL RELEASE EC NO: ETC2007-0073 DRW: EHILE 2006/09/28 CHKD: JMACNEIL 2006/09/28 APPR: JMACNEIL 2006/09/29	DESCRIPTION A	QUALITY SYMBOLS ▽=0 ▽=0	GENERAL TOLERANCES (UNLESS SPECIFIED) mm INCH 4 PLACES ± --- ± --- 3 PLACES ± --- ± .005 2 PLACES ± 0.13 ± .01 1 PLACE ± 0.25 ± --- ANGULAR ± 2 °	DIMENSION STYLE MM/IN DRAWN BY DATE EHILE 2006/09/13 CHECKED BY DATE JMACNEIL 2006/09/13 APPROVED BY DATE JMACNEIL 2006/09/13	SCALE 2:1 DESIGN UNITS INCH THIRD ANGLE PROJECTION	TITLE 9.53MM [.375] SR BTS ASSY, INSULATED TURRET TERMINAL W/MTG
		DRAFT WHERE APPLICABLE MUST REMAIN WITHIN DIMENSIONS	MATERIAL NO. SEE CHART	DOCUMENT NO. SD-38720-010	SHEET NO. 2 OF 2	
		SIZE B THIS DRAWING CONTAINS INFORMATION THAT IS PROPRIETARY TO MOLEX INCORPORATED AND SHOULD NOT BE USED WITHOUT WRITTEN PERMISSION				
		MOLEX INCORPORATED				