

2132781-6 ✓ ACTIVE

### Economy Power II


TE Internal #: 2132781-6

Rectangular Power Connectors, Housing, Receptacle, Wire-to-Board, 6 Position, 3.96 mm [.156 in] Centerline, Wire & Cable, UL 94V-0, Economy Power II

[View on TE.com >](#)



Connectors > Power Connectors > Rectangular Power > Rectangular Power Connectors



Rectangular Power Connector Type: **Housing**

Connector & Housing Type: **Receptacle**

Connector System: **Wire-to-Board**

Number of Positions: **6**

Centerline (Pitch): **3.96 mm [.156 in]**

## Features

### Product Type Features

Rectangular Power Connector Type	Housing
Connector & Housing Type	Receptacle
Connector System	Wire-to-Board
Sealable	No
Connector & Contact Terminates To	Wire & Cable

### Configuration Features

Number of Positions	6
Number of Rows	1

### Electrical Characteristics

Operating Voltage	600 VAC
-------------------	---------

### Contact Features

Contact Layout	Inline
Contact Base Material	Phosphor Bronze
Contact Retention Within Housing	Without



Contact Type	Receptacle
--------------	------------

### Termination Features

Termination Method to Wire & Cable	Crimp
------------------------------------	-------

### Mechanical Attachment

Strain Relief	Without
---------------	---------

Mating Retention	With
------------------	------

Mating Alignment	With
------------------	------

Panel Mount Feature	Without
---------------------	---------

PCB Mount Retention	Without
---------------------	---------

Mating Retention Type	Latch, Locking Latch
-----------------------	----------------------

Connector Mounting Type	Cable Mount (Free-Hanging)
-------------------------	----------------------------

### Housing Features

Centerline (Pitch)	3.96 mm [.156 in]
--------------------	-------------------

Housing Color	Natural
---------------	---------

Housing Material	Nylon
------------------	-------

### Dimensions

Connector Height	11 mm [.433 in]
------------------	-----------------

Product Width	13.3 mm [.524 in]
---------------	-------------------

Product Length	13.3 mm [.523 in]
----------------	-------------------

Compatible Insulation Diameter Range	1.7 – 3 mm [.067 – .118 in]
--------------------------------------	-----------------------------

### Usage Conditions

Operating Temperature Range	-55 – 105 °C [-67 – 221 °F]
-----------------------------	-----------------------------

### Operation/Application

Circuit Application	Power & Signal
---------------------	----------------

### Industry Standards

UL Flammability Rating	UL 94V-0
------------------------	----------

Glow Wire Rating	Standard Part - Not Glow Wire
------------------	-------------------------------

### Packaging Features

Packaging Quantity	1000
--------------------	------

Packaging Method	Bag
------------------	-----



## Product Compliance

[For compliance documentation, visit the product page on TE.com>](#)

EU RoHS Directive 2011/65/EU	Compliant
EU ELV Directive 2000/53/EC	Compliant
China RoHS 2 Directive MIIT Order No 32, 2016	No Restricted Materials Above Threshold
EU REACH Regulation (EC) No. 1907/2006	Current ECHA Candidate List: JUNE 2023 (235) Candidate List Declared Against: JUNE 2023 (235) Does not contain REACH SVHC
Halogen Content	Not Low Halogen - contains Br or Cl > 900 ppm.
Solder Process Capability	Not applicable for solder process capability

### Product Compliance Disclaimer

This information is provided based on reasonable inquiry of our suppliers and represents our current actual knowledge based on the information they provided. This information is subject to change. The part numbers that TE has identified as EU RoHS compliant have a maximum concentration of 0.1% by weight in homogenous materials for lead, hexavalent chromium, mercury, PBB, PBDE, DBP, BBP, DEHP, DIBP, and 0.01% for cadmium, or qualify for an exemption to these limits as defined in the Annexes of Directive 2011/65/EU (RoHS2). Finished electrical and electronic equipment products will be CE marked as required by Directive 2011/65/EU. Components may not be CE marked. Additionally, the part numbers that TE has identified as EU ELV compliant have a maximum concentration of 0.1% by weight in homogenous materials for lead, hexavalent chromium, and mercury, and 0.01% for cadmium, or qualify for an exemption to these limits as defined in the Annexes of Directive 2000/53/EC (ELV). Regarding the REACH Regulation, the information TE provides on SVHC in articles for this part number is based on the latest European Chemicals Agency (ECHA) 'Guidance on requirements for substances in articles' posted at this URL: <https://echa.europa.eu/guidance-documents/guidance-on-reach>

## Compatible Parts

 <p>TE Part # 1877285-6 06P EP SHRD HDR ASMY, WHITE</p>	 <p>TE Part # 1744057-6 3.96 EP HDR ASSY 6P W/PEGS</p>	 <p>TE Part # 2110989-1 EP 2.5 RCPT CONTACT, 26-22 AWG</p>	 <p>TE Part # 1744544-6 EP II TPA 06P, BLACK</p>
 <p>TE Part # 1744428-6 3.96 EP HDR ASSY 6P R/A, GW</p>	 <p>TE Part # 1-1565036-6 EP CONN.HDR ASSY 6/7POS-W/O NO.6</p>	 <p>TE Part # 2-1565036-6 EP CONN.HDR ASSY 6/7POS-W/O NO.2</p>	 <p>TE Part # 6-1565036-6 EP CONN.HDR ASSY 6/7POS-W/O NO.2</p>



TE Part # 1744495-5  
05P EP-II HOUSING, GREEN



TE Part # 1744496-6  
06P EP-II HOUSING, BLUE



TE Part # 2-1744524-6  
EP 06P HEADER ASY NO 2 PIN



TE Part # 2312042-5  
EP II HSG, 5POS., GLOW WIRE




TE Part # 7-1123722-6  
3.96 EP PLUG HSG 6P(NATURAL)

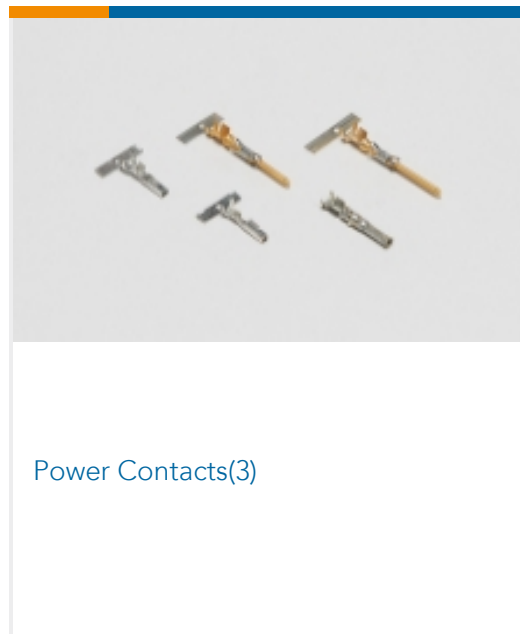
Also in the Series | Economy Power II



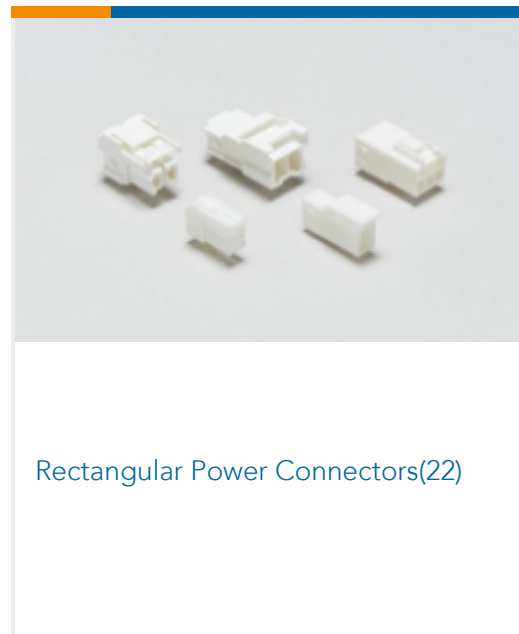
PCB Headers & Receptacles(2)



PCB Latches, Locks & Retainers(10)



Power Contacts(3)



Rectangular Power Connectors(22)

Customers Also Bought



TE Part #1-2132781-2  
12P EP-II HOUSING, NATURAL



TE Part #2132781-4  
04P EP-II HOUSING, NATURAL



TE Part #2132781-3  
03P EP-II HOUSING, NATURAL



TE Part #1-1969443-4  
EP 2.5 TPA Retainer, 14 Pos



TE Part #63119-1  
POSITIVE LOCK 250 REC 22-18 AWG  
TPBR



TE Part #1744144-1  
EP-II CONTACT LANCELESS, 22-18



TE Part #1744201-1  
EP-II CONTACT LANCELESS, 20-16



TE Part #1-2315717-2  
STD TIMER PLUG HSG 2P MKII



## Documents

### Product Drawings

#### 06P EP-II HOUSING, NATURAL

English

### CAD Files

#### 3D PDF

3D

#### Customer View Model

[ENG\\_CVM\\_CVM\\_2132781-6\\_E.2d\\_dxf.zip](#)

English

#### Customer View Model

[ENG\\_CVM\\_CVM\\_2132781-6\\_E.3d\\_igs.zip](#)

English

#### Customer View Model

[ENG\\_CVM\\_CVM\\_2132781-6\\_E.3d\\_stp.zip](#)

English

By downloading the CAD file I accept and agree to the [Terms and Conditions](#) of use.

### Datasheets & Catalog Pages

#### 1-1773885-9 Economy Power Connectors

English

#### 7-1773458-5\_ECONOMY\_POWER\_QRG

English

#### 7-1773461-5\_EPII\_CONNECTOR\_TPA\_DEVICE

English

### Product Specifications

#### Application Specification

English

### Product Environmental Compliance

#### MD\_2132781-6\_061320181027\_dmtec

English

#### MD\_2132781-6\_061320181027\_dmtec

English



2132781-6

Rectangular Power Connectors, Housing, Receptacle, Wire-to-Board, 6 Position, 3.96 mm [.156 in] Centerline, Wire & Cable, UL 94V-0, Economy Power II



[Agency Approvals](#)

[UL Report](#)

English