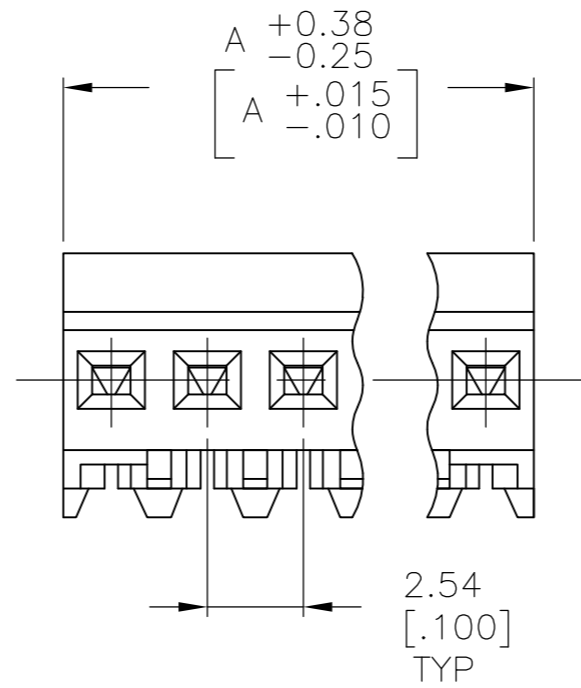
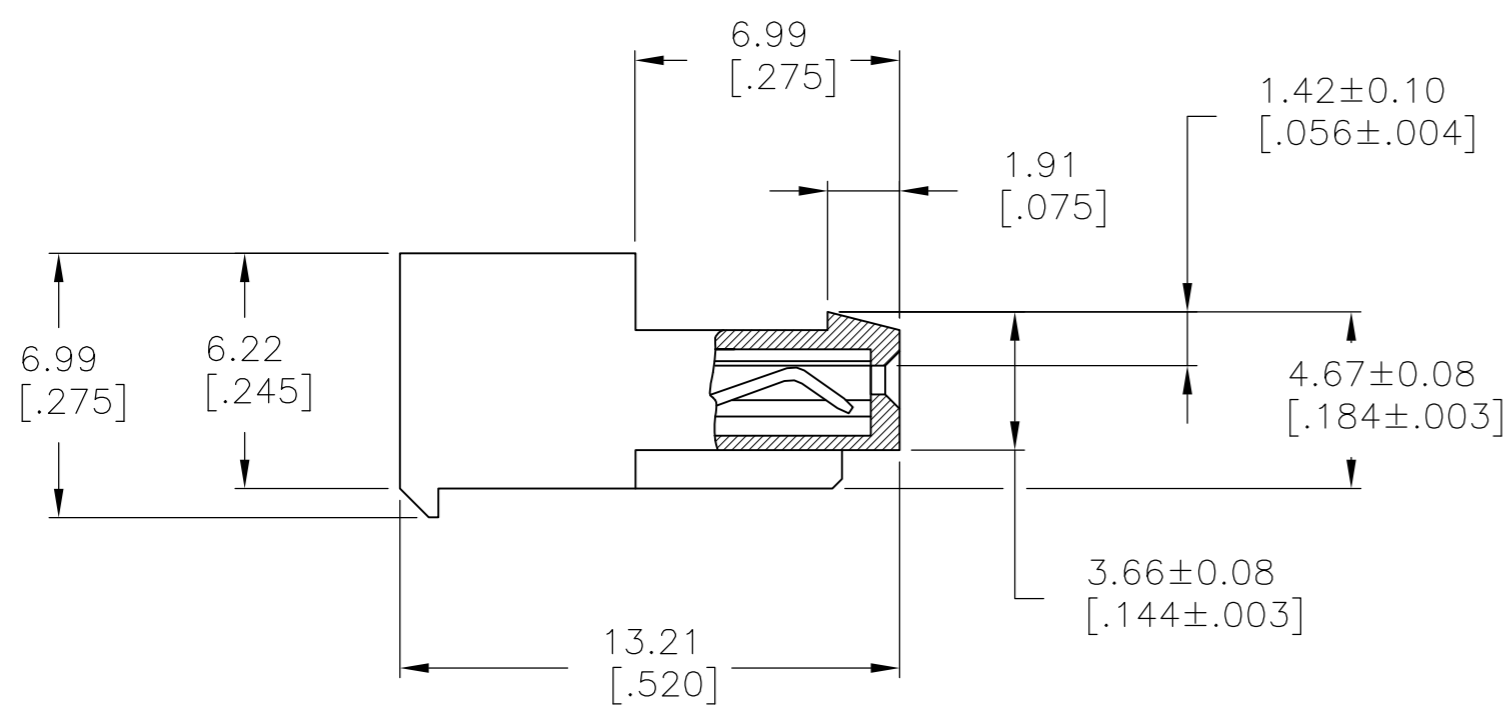
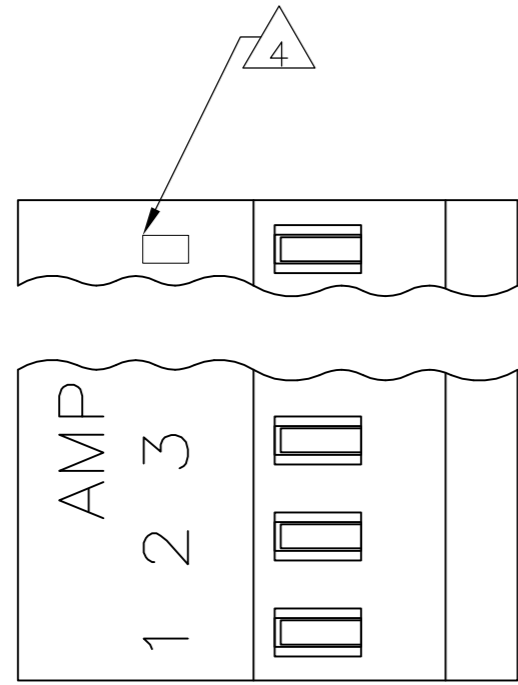


THIS DRAWING IS UNPUBLISHED. RELEASED FOR PUBLICATION  
 © COPYRIGHT - By - ALL RIGHTS RESERVED.

LOC		DIST		REVISIONS			
P	LTR	DESCRIPTION		DATE	DWN	APVD	
CM	00	D2		REVISED PER ECO-11-014117	19JUL11	HMR SM	



1 MATERIAL: CONNECTOR - NYLON UL94V-2 (YELLOW).

CONTACTS - 0.30[.012] THICK COPPER ALLOY  
 MATTE WHISKER MITIGATED TIN  
 0.00203[.000080] MIN THICKNESS  
 OVER NICKEL UNDERPLATE OR BRIGHT  
 TIN-LEAD 93/7 0.00203[.000080] MIN  
 THICKNESS. SEE FINISH COLUMN FOR  
 PLATING TYPE.

2. CONTACTS ACCEPT 26 AWG WIRE WITH 1.52[.060] MAX  
 INSULATION DIAMETER.

3. CONTACTS MUST ACCEPT 0.64±0.03[.025±.001] SQUARE  
 POST AND REMAIN LOCKED IN POSITION.

4 IDENTIFICATION NUMBER FOR LAST CIRCUIT MAY  
 NOT APPEAR ON ALL ASSEMBLIES.

5. DIMENSIONS IN BRACKETS ARE IN INCHES.

6. HOUSING FEATURES ARE: CLOSED END WITH LOCKING  
 RAMP.

7 OBSOLETE PARTS: OBSOLETE CIS STREAMLINING PER D.RENAUD/D.SINISI

OBSOLETE

TIN

15.24[.600]

6

~~3-647055-6~~

10.16[.400]

4

3-647055-4

7 SUPERCEDED

TIN-LEAD

15.24[.600]

6

~~647055-6~~

7 SUPERCEDED

10.16[.400]

4

~~647055-4~~

FINISH

DIM A

NO. OF  
CIRCUITS

PART NO.

THIS DRAWING IS A CONTROLLED DOCUMENT.

DWN B. LEWIS 23SEP96

CHK R. SWING 23SEP96

APVD C. JONES 23SEP96

PRODUCT SPEC

APPLICATION SPEC

108-1050

114-1019

WEIGHT -

CUSTOMER DRAWING

NAME		TE Connectivity	
NAME		MTA-100 CONNECTOR ASSEMBLY, 26 AWG, SPECIAL	
SIZE	CAGE CODE	DRAWING NO	RESTRICTED TO
A2	00779	C-647055	-
SCALE	SHEET	REV	
5:1	1 of 1	D2	

