

PRODUCT NUMBER

10129382 - X YY XXX X LF

LEAD FREE OPTION
(SEE NOTES 7)

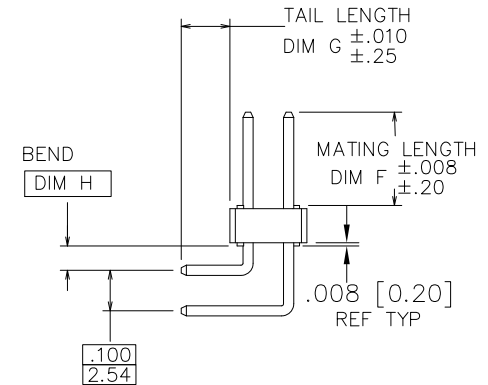
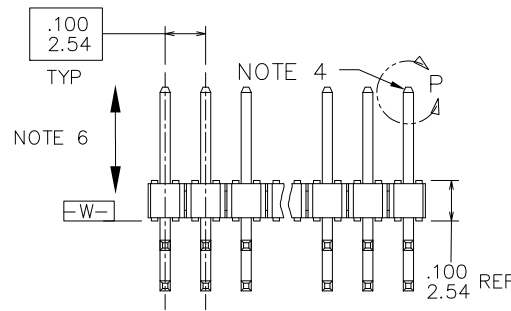
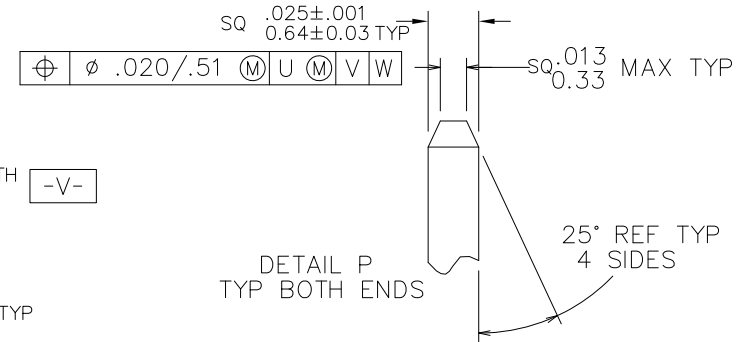
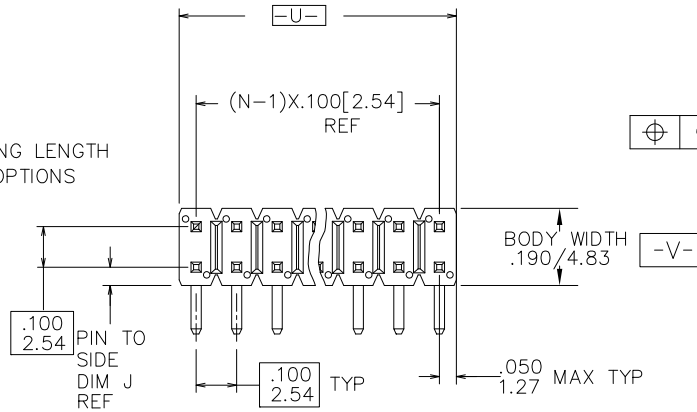
PACKAGING OPTIONS
(SEE NOTE 3)

INDICATES DIFFERENT MATING LENGTH
TAIL LENGTH AND OTHER OPTIONS
(SEE TABLE IN SHEET 2)

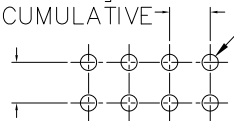
NO OF
POSITIONS
(SEE NOTE 2)

PIN PLATING
(SEE SHEET 2)

BASE PART NO.



.100±.003 [2.54±.08]
TYP. NON-ACCUMULATIVE



.100±.003 [2.54±.08]

RECOMMENDED HOLE PATTERN

mat'l. code		surface		tolerance		projection		product family	
SEE NOTES 1		ISO 1302 ✓		ISO 406 ISO 1101		INCH/mm		ECONOSTIK	
ltr	ecn	no	dr	date	tolerances unless otherwise specified		title		
A	NEW	ZK		04/23/14	angles	linear	ECONOSTIK HEADER		
B	ELX-N-18529	ZK		08/14/14			.100/2.54cc DR STRAIGHT		
C	ELX-N-42423	MK		09/23/21	X'±2'		scale 2:1		
D	ELX-N-45076	MK		06/23/22	dr	ZK HU	04/23/14	dwg no	sheet 1 of 2
					enr	MK XUAN	06/23/22	10129382	A4
					chr	LQ LEI	06/23/22	type Product Customer Drawing	
					appd	TIM YAO	06/23/22		
sheet index	revision sheet	D	D						
		1	2						

PRODUCT NUMBER	MATING LENGTH		TAIL LENGTH		BENDING DIMENSION		PIN PLATING CODES:	
	DIM F	DIM F	DIM G	DIM G	DIM H	DIM H	10129382-9YYXXXLF	GOLD FLASH PLATING OVER 50u"/1.27u MIN Ni
	ENGLISH	METRIC	ENGLISH	METRIC	ENGLISH	METRIC		
10129382-XYY001XLF	0.230	5.84	0.120	3.05	0.060	1.52		
10129382-XYY002XLF	0.230	5.84	0.090	2.29	0.060	1.52		
10129382-XYY003XLF	0.318	8.08	0.120	3.05	0.060	1.52		
10129382-XYY004XLF	0.318	8.08	0.090	2.29	0.060	1.52		
10129382-XYY005XLF	0.417	10.60	0.090	2.29	0.060	1.52		

NOTES:

- MATERIAL
 BODAY MATERIAL: HIGH TEMPERATURE THERMOPLASTIC.
 FLAME UL94-V0, BLACK.
 PIN MATERIAL: COPPER ALLOY.
- ANY NUMBER OF POSITIONS FROM 4(2X2) TO 72(2X36).
 PRODUCT MAYBE CUTTING TO POSITION,
 THE CUTTING PLASH IS 0.02[0.51] MAX.
- PACKING STYLE DEFINITION.
 B: PACKED WITH POLY BAG
 T: PACKED WITH TUBE
 A: PACKED WITH TAPE AND REEL WITH PICK UP CAP
 C: PACKED WITH TAPE AND REEL WITHOUT PICK UP CAP
- TWO SIDES OF PIN TIPS NOT PLATED, TYPICAL BOTH ENDS.
- 2LBS/0.9KG MIN PIN RETENTION IN EITHER DIRECTION BEFORE REFLOW.
- THE OAL DON'T EXCEED 1 INCH / 25.4MM.
- ADD LF AT THE END OF PART NUMBER IS FOR LEAD FREE.
- THESE PRODUCT MEETS EUROPEAN UNION DIRECTIVES AND OTHER
 COUNTRY REGULATION AS DESCRIBED IN GS-22-008.
- PRODUCT SPECIFICATION: GS-12-1223.
- THIS PRODUCT WILL WITHSTAND EXPOSURE TO 260°C PEAK
 TEMPERATURE FOR 20 SECONDS IN WAVE SOLDER, INFRA-RED OR
 VAPOR PHASE SOLDER PROCESS.

Amphenol FCI

© 2016 AFCI

mat'l. code		surface		tolerance		projection		product family	
SEE NOTES 1		ISO 1302 <input checked="" type="checkbox"/>		ISO 406 ISO 1101				ECONOSTIK	
ltr	ecn	no	dr	date	tolerances unless otherwise specified		INCH/mm		title
D					angles	linear	scale 2:1		ECONOSTIK HEADER .100/2.54cc DR STRAIGHT
					X±2'	.xx±0.01/0.3 .xxx±0.008/.xx±0.20 .xxxx±0.004/.xxxx±0.10			
					dr	ZK HU	04/23/14	dwg no	
					enr	MK XUAN	06/23/22	sheet 2 of 2	
					chr	LQ LEI	06/23/22	size	
					appd	TIM YAO	06/23/22	A4	
sheet	revision							type Product Customer Drawing	
index	sheet								