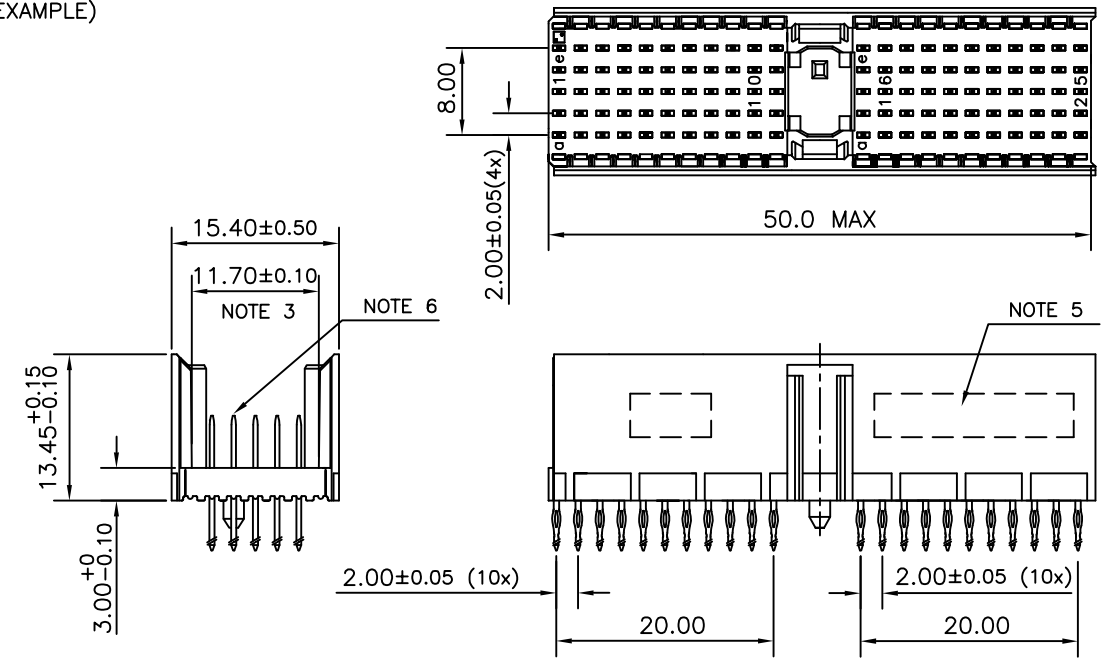


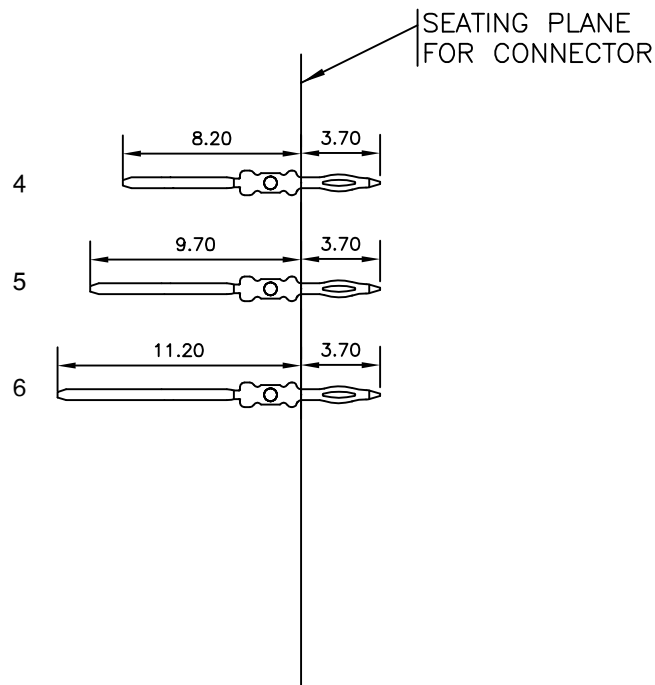
LOADING PATTERN MATING SIDE

f	0	0	0	0	0	0	0	0	0	0	0	0	0	0	0	0	0	0	0	0
e	6	4	4	4	4	4	4	4	4	4	4	4	4	4	4	4	4	4	4	6
d	5	4	4	4	4	4	4	4	4	4	4	4	4	4	4	4	4	4	4	5
c	5	4	4	4	4	4	4	4	4	4	4	4	4	4	4	4	4	4	4	5
b	5	4	4	4	4	4	4	4	4	4	4	4	4	4	4	4	4	4	4	5
a	6	4	4	4	4	4	4	4	4	4	4	4	4	4	4	4	4	4	4	6
z	0	0	0	0	0	0	0	0	0	0	0	0	0	0	0	0	0	0	0	0
POS	0	0	0	0	0	0	0	0	0	0	0	0	0	0	0	0	0	0	0	0
	1	5	0	1	5	0	2	0	5											

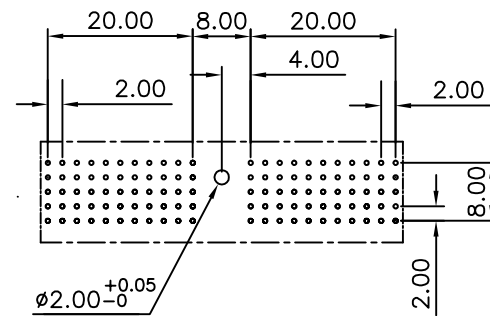
LOADED CONNECTOR ASSEMBLY (FOR EXAMPLE)



CONTACT OVERVIEW



LAY-OUT P.C.B.-HOLE



HM2P07PDP1W0 LEAD FREE INDICATOR : LF = LEAD FREE (DIGIT 15 & 16)

PLATING CODE (DIGIT 13 AND 14) (REF DRW NO. BS,C , 201844 , 003)

NOTES

- THIS PRODUCT IS CSA APPROVED.
 - THIS PRODUCT IS UL RECOGNIZED.
 - MEASURED AT THE BOTTOM.
 - MATERIAL CONTACT: PHOSPHORBRONZE
HOUSING: CREAM WHITE GLASS FILLED POLYESTER UL-94V0
 - CONNECTOR PRINTED WITH P/N AND DATE CODE.
 - FOR ACTUAL CONTACT LOADINGS, SEE LOADING PATTERN MATING SIDE.
 - SHAPE OF CONNECTOR HOUSING CAN ALTER DEPENDING ON PRODUCTION LOCATION
 - THE PRODUCT (LF) MEETS EUROPEAN UNION DIRECTIVES AND OTHER COUNTRY REGULATIONS AS DESCRIBED IN GS-22-008
 - FOR RECOMMENDED PTH DIMENSIONS REFER DRAWING : BS, A , 201572 , 001
- CATALOG NO: HM2P07PDP1W0- ---

mat'l. code		surface		tolerance		projection		product family	
SEE NOTE 4		ISO 1302		ISO 406 ISO 1101				MLLIPACS	
litr		ecn no		date		tolerances unless otherwise specified		title	
A		I04-0097		2004/ 10/ 16		.0±0.2		MPACS 5+2R STR HDR PF CONN TYPE A	
B		I05-0190		2005/ 10/ 13		linear		MM	
C		I06-0090		2006/ 06/ 28		0°±1°		scale -	
		dr		2004/ 10/ 16				dwg no	
		enr		2004/ 10/ 16				sheet 1 of 1	
		chr		2006/ 06/ 28				size	
		appd		2006/ 06/ 28				A3	
sheet index		revision sheet		c				type	
1		1		1				Product Customer Drawing	