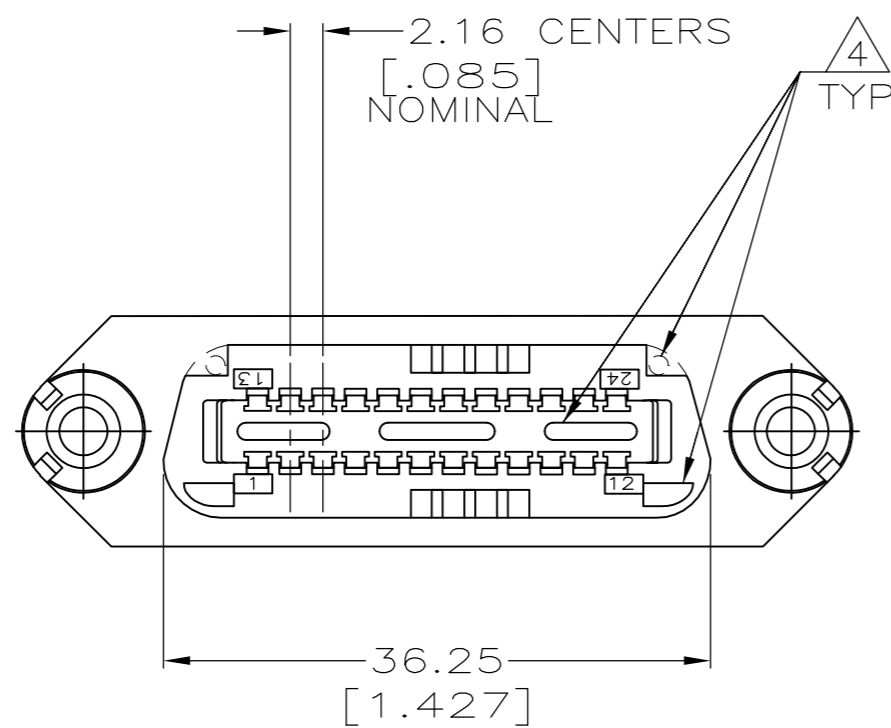
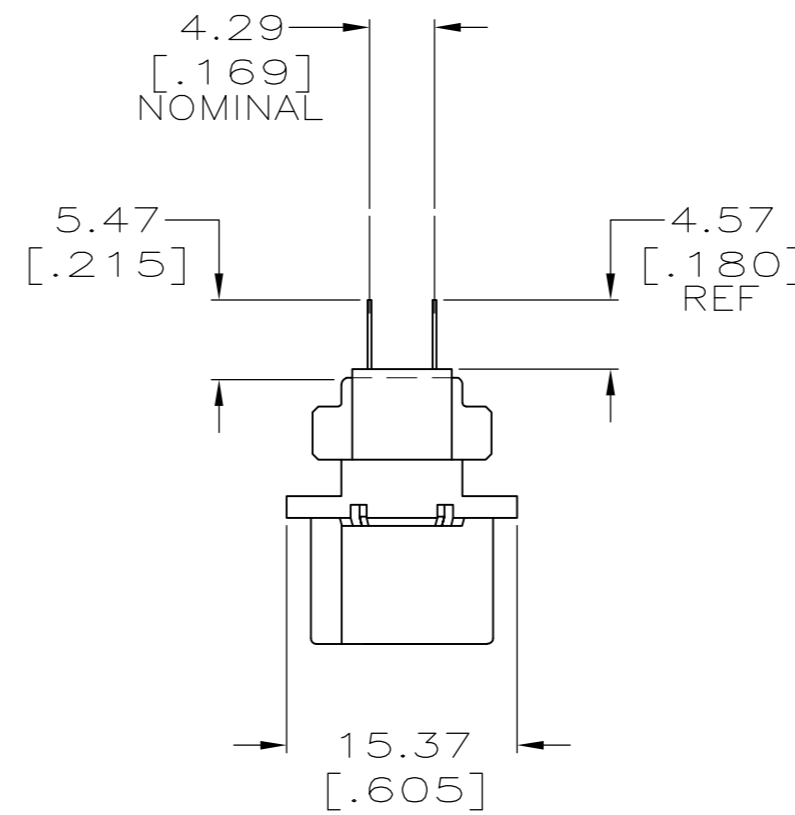
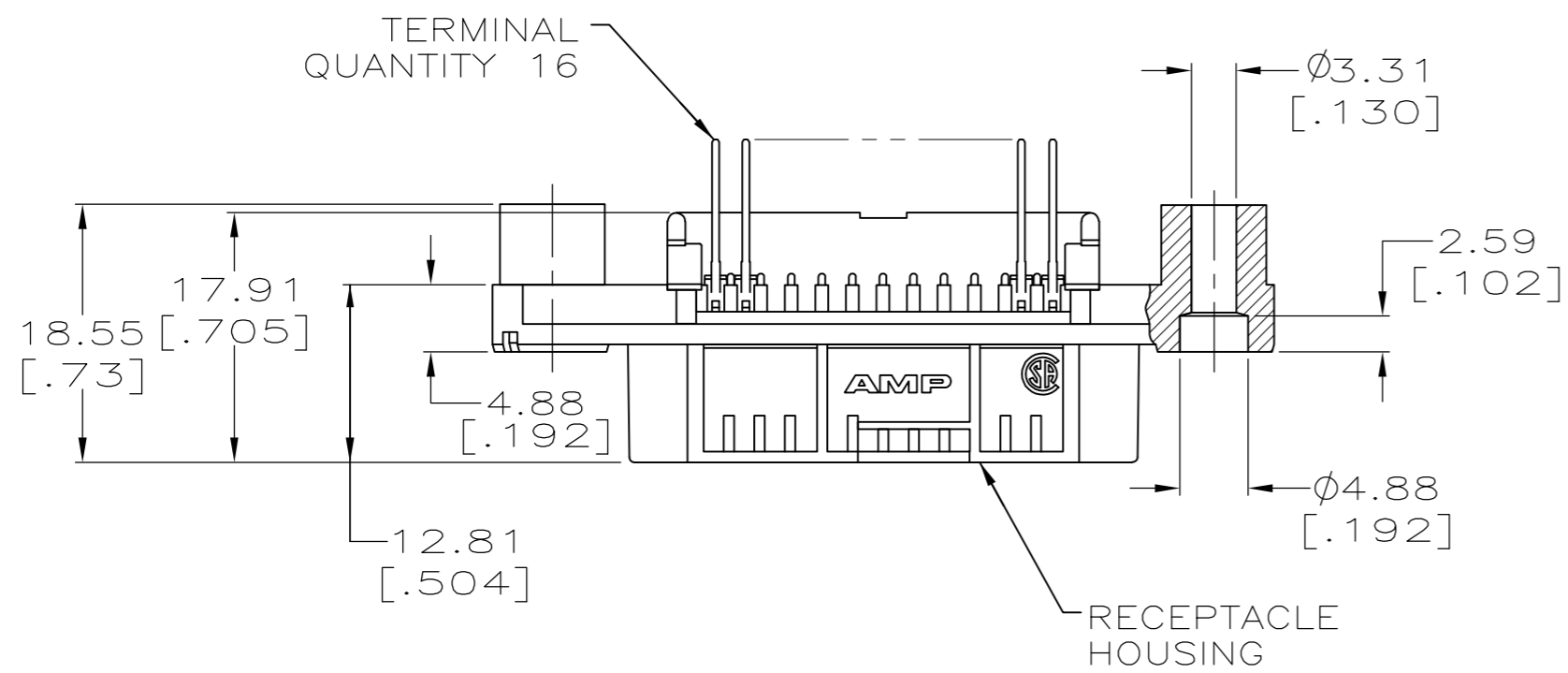
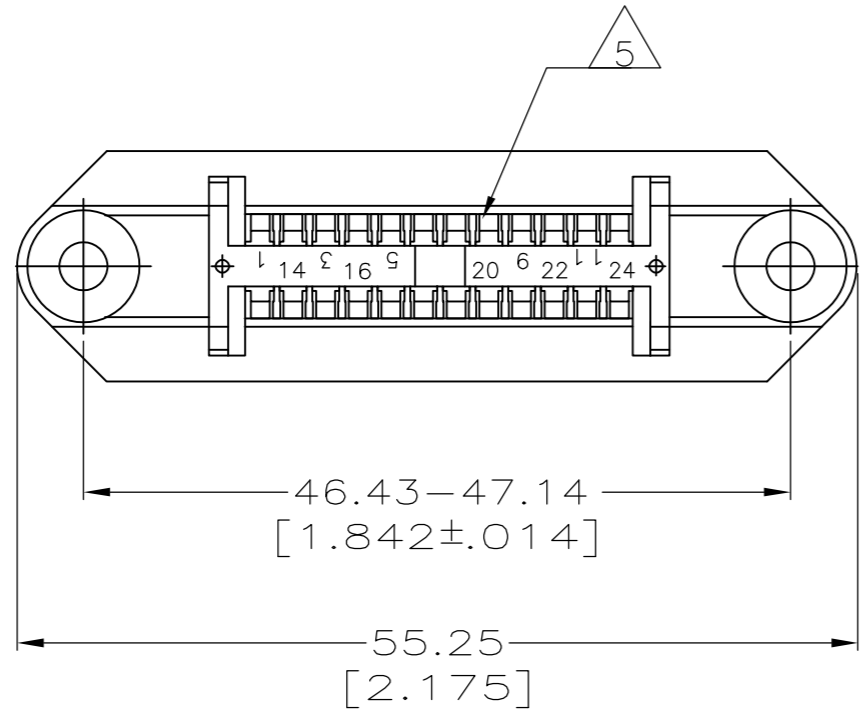


THIS DRAWING IS UNPUBLISHED. RELEASED FOR PUBLICATION  
 © COPYRIGHT BY TYCO ELECTRONICS CORPORATION. ALL RIGHTS RESERVED.

| LOC |     | DIST                      |  | REVISIONS |     |      |  |
|-----|-----|---------------------------|--|-----------|-----|------|--|
| P   | LTR | DESCRIPTION               |  | DATE      | DWN | APVD |  |
| B   |     | REVISED PER ECO-08-007327 |  | 05SEP08   | BM  | WM   |  |

- 1. DIMENSIONS ARE MAXIMUM UNLESS OTHERWISE SPECIFIED.
- 2. THE CONTACT SURFACES OF THE TERMINALS ARE COATED WITH LUBRICANT.
- 3. MATERIAL:  
 HOUSING - THERMOPLASTIC, BLACK.  
 TERMINALS - PHOS BRONZE PLATED WITH EITHER 0.76µm [.000030] MINIMUM GOLD PLATE OR GOLD FLASH OVER PALLADIUM NICKEL PLATE, 0.76µm [.000030] MINIMUM TOTAL ON MATING SURFACE. 3.05µm [.000120] MINIMUM TIN PLATE ON TAILS OVER 1.27µm [.000050] MINIMUM NICKEL UNDERPLATE OVER ENTIRE TERMINAL.
- 4. THIS FEATURE IS A CORED AREA AND IS OPTIONAL ON PART.
- 5. PIN #'S 6, 7, 8, 9, 18, 19, 20 AND 21 ARE OMITTED.



6761358-1  
 PART NUMBER

|  |   |                          |   |                 |
|--|---|--------------------------|---|-----------------|
| THIS DRAWING IS A CONTROLLED DOCUMENT. |   | DWN G.PETERS 30SEP05     | Tyco Electronics Corporation<br>Harrisburg, Pa 17105-3608 |                 |
| DIMENSIONS: mm [INCHES]                |   | CHK W. MILLHIMES 30SEP05 |   |                 |
| TOLERANCES UNLESS OTHERWISE SPECIFIED: |   | APVD M. WALMSLEY 30SEP05 | NAME 2005   |                 |
| 0 PLC ± -                              | 1 | PRODUCT SPEC -           | W/ 16 PINS. VERTICAL MOUNTING WITH STANDOFFS, CHAMP-LOK   |                 |
| 1 PLC ± -                              |   | APPLICATION SPEC -       | SIZE A2   | CAGE CODE 00779 |
| 2 PLC ± -                              |   | WEIGHT -                 | DRAWING NO C=6761358                                      | RESTRICTED TO - |
| 3 PLC ± -                              |   | FINISH 3                 | CUSTOMER DRAWING  |                 |
| 4 PLC ± -                              |   | SCALE 2:1                | SHEET 1 OF 1  | REV B           |