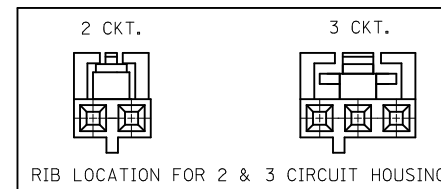
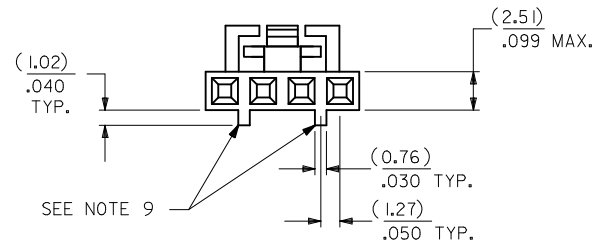
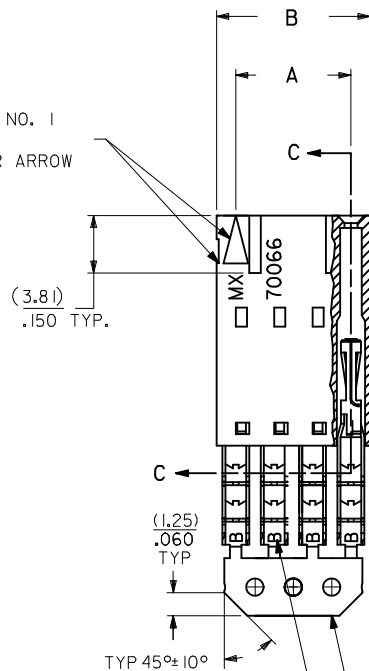


OPTION G

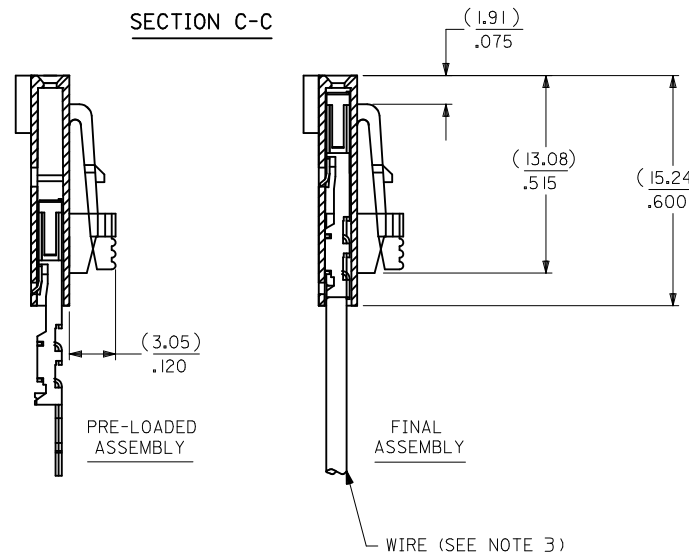
- NOTES:
- MATERIAL:
HOUSING: POLYESTER(PBT), GLASS FILLED, UL94 V-0;
COLOR: BLACK
TERMINAL: PHOSPHOR BRONZE
 - FINISH:
TIN: 3.81 MICROMETERS/150 MICROINCHES MINIMUM TIN
OVER NICKEL UNDERPLATE OVERALL
 - TO BE USED WITH 26 AWG STRANDED WIRE WITH (1.35)/.053
DIAMETER MAXIMUM INSULATION
 - SEE TABLE FOR AVAILABLE CIRCUIT SIZES
 - STANDARD PACKAGING PER PK-70873-0001. OPTIONAL PACKAGING
MAY BE AVAILABLE, REQUEST DRAWING PK-70400
 - PARTS STACKABLE END TO END ON (2.54)/.100 CENTERS
 - PRODUCT SPECIFICATION: PS-70400
 - SEE DRAWING SDA-70400-**** (SHEET 3) FOR OPTIONAL
HOUSING DETAILS
 - 4 CIRCUIT SHOWN, 3-25 CIRCUITS HAVE 2 RIBS
 - TO MATE WITH MOLEX PART NUMBERS: A-70373-****,
A-70375-****, A-70389-****, A-70391-****,
A-70107-****, A-70018-****, A-70543-****,
A-70553-****, A-70541-****, A-70551-****,
A-70545-****, A-70555-****
 - 2 CIRCUIT ASSEMBLIES SUPPLIED AS GROUPED PAIRS



CIRCUIT NO. 1
SLOT OR ARROW



SECTION C-C



CKT. SIZE	A	B	EDP. NO.
2	(2.54) .100	(5.05) .199	14-60-0024
3	(5.08) .200	(7.59) .299	14-60-0034
4	(7.62) .300	(10.13) .399	14-60-0044
5	(10.16) .400	(12.67) .499	14-60-0054
6	(12.70) .500	(15.21) .599	14-60-0064
7	(15.24) .600	(17.75) .699	14-60-0074
8	(17.78) .700	(20.29) .799	14-60-0084
9	(20.32) .800	(22.83) .899	14-60-0094
10	(22.86) .900	(25.37) .999	14-60-0104
11	(25.54) 1.000	(27.91) 1.099	14-60-0114
12	(27.94) 1.100	(30.45) 1.199	14-60-0124
13	(30.48) 1.200	(32.99) 1.299	14-60-0134
14	(33.02) 1.300	(35.53) 1.399	14-60-0144
15	(35.56) 1.400	(38.07) 1.499	14-60-0154
16	(38.01) 1.500	(40.61) 1.599	14-60-0164
17	(40.64) 1.600	(43.15) 1.699	14-60-0174
18	(43.18) 1.700	(45.69) 1.799	14-60-0184
19	(45.72) 1.800	(48.23) 1.899	14-60-0194
20	(48.26) 1.900	(50.77) 1.999	14-60-0204
21	(50.80) 2.000	(53.31) 2.099	14-60-0214
22	(53.34) 2.100	(55.85) 2.199	14-60-0224
23	(55.88) 2.200	(58.39) 2.299	14-60-0234
24	(58.42) 2.300	(60.93) 2.399	14-60-0244
25	(60.96) 2.400	(63.47) 2.499	14-60-0254

I.D. SLOT CODE TO WIRE GAUGE CHART	
I.D. SLOT CODE	WIRE GAUGE
B	26 AWG.

PLATING CODE (STRIPE ON CARRIER STRIP)	
PLATING	COLOR
TIN	NONE

REMOVE ENG NO. EC NO: UCP2011-110 DRWIN/SI BARRA 2010/10/19 CHKD/JMORGAN 2010/10/19 APPR:SMILLER 2010/11/24	QUALITY SYMBOLS ▽=0 ▽=0 ▽=0	GENERAL TOLERANCES (UNLESS SPECIFIED)	DIMENSION STYLE MM/IN	SCALE	DESIGN UNITS INCH	THIRD ANGLE PROJECTION
		4 PLACES ± --- ± --- 3 PLACES ± --- ± .010 2 PLACES ± 0.25 ± .014 1 PLACE ± 0.35 ± --- ANGULAR ± 1/2°	DRAWN BY MSI BARRA DATE 2010/10/19 CHECKED BY WAZ DATE 1984/10/09 APPROVED BY SMILLER DATE 2010/11/24	TITLE ASSEMBLY, SL CONNECTOR SINGLE ROW 2.54/.100 GRID	MATERIAL NO. SEE TABLE	
DRAFT WHERE APPLICABLE MUST REMAIN WITHIN DIMENSIONS		THIS DRAWING CONTAINS INFORMATION THAT IS PROPRIETARY TO MOLEX INCORPORATED AND SHOULD NOT BE USED WITHOUT WRITTEN PERMISSION				