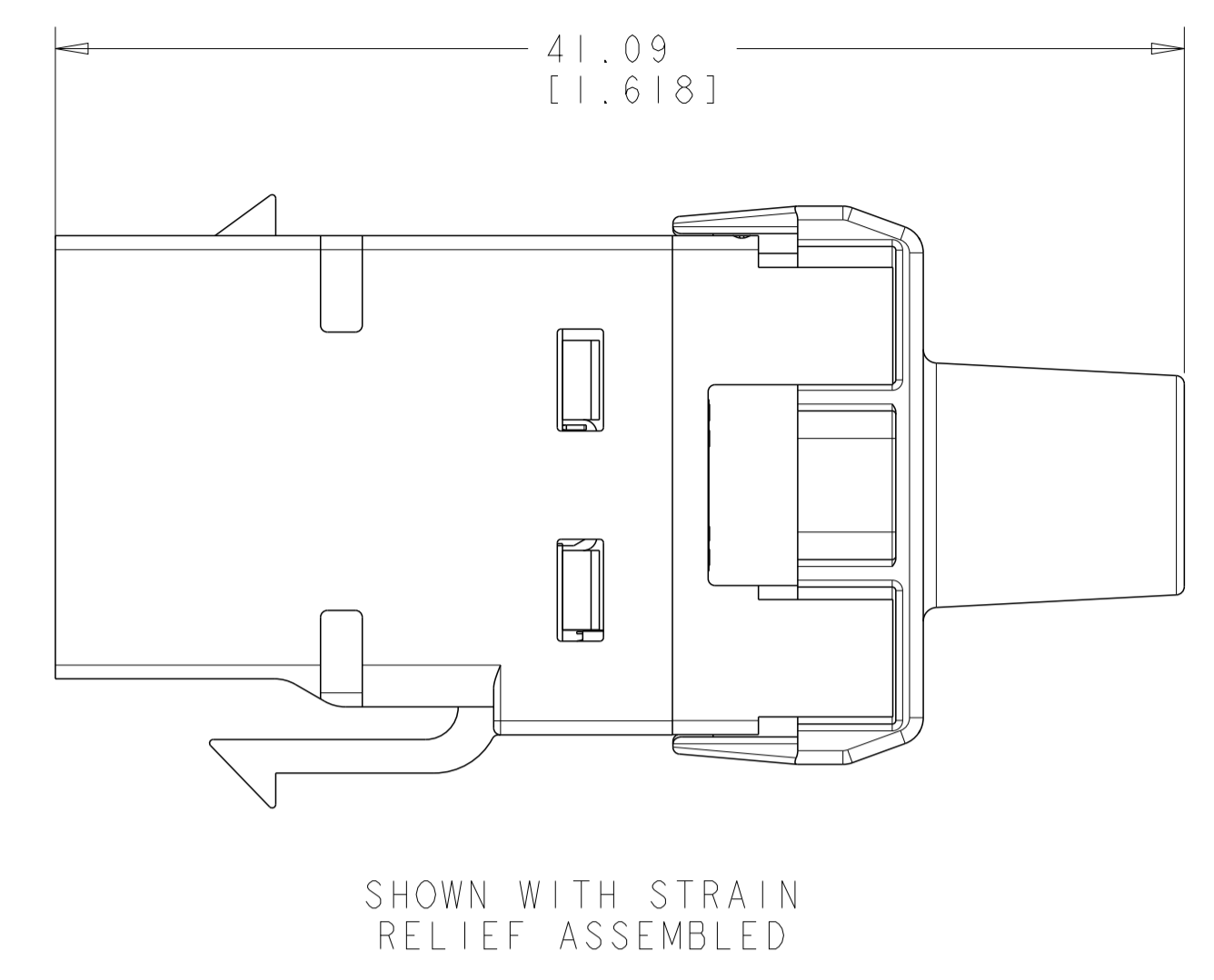
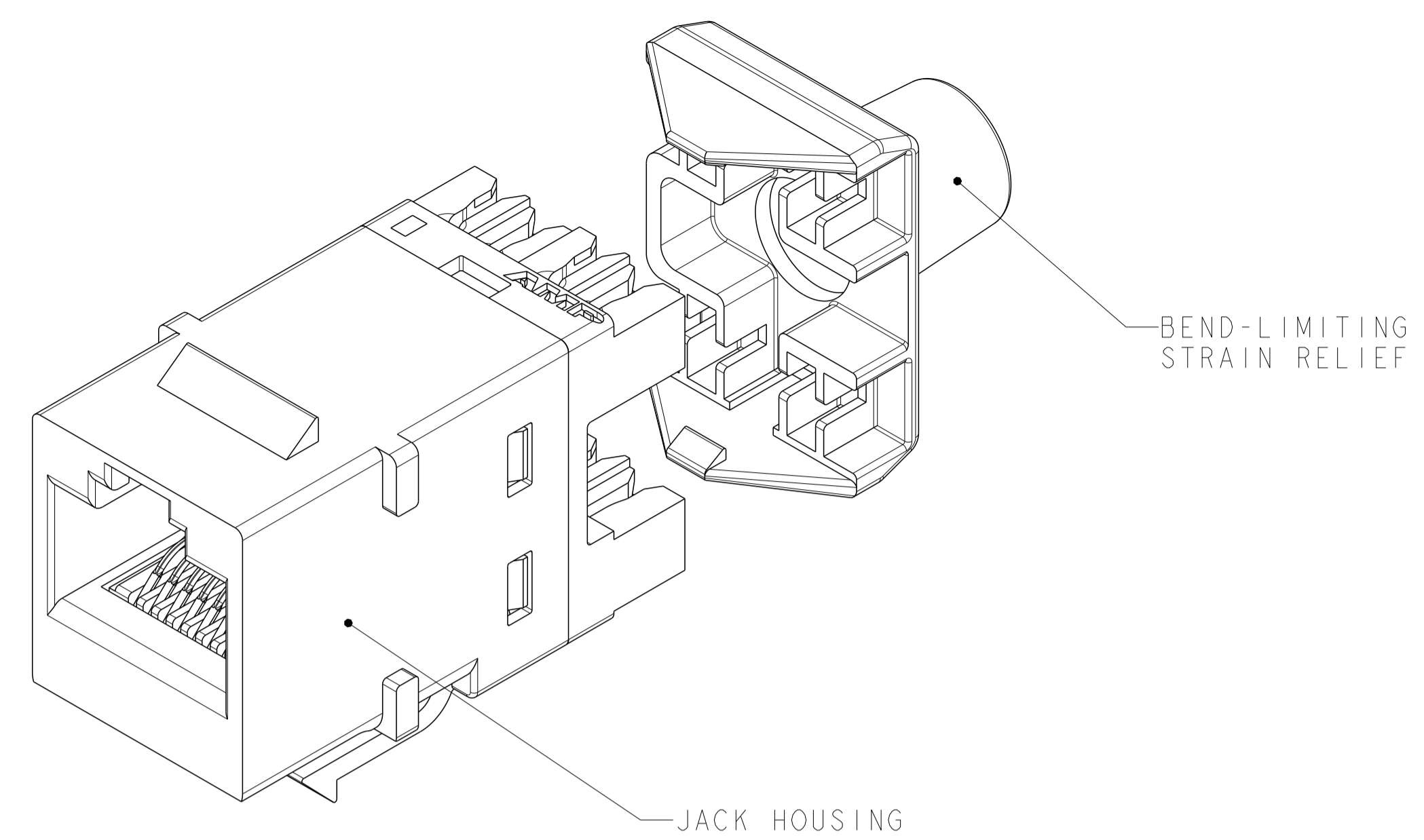
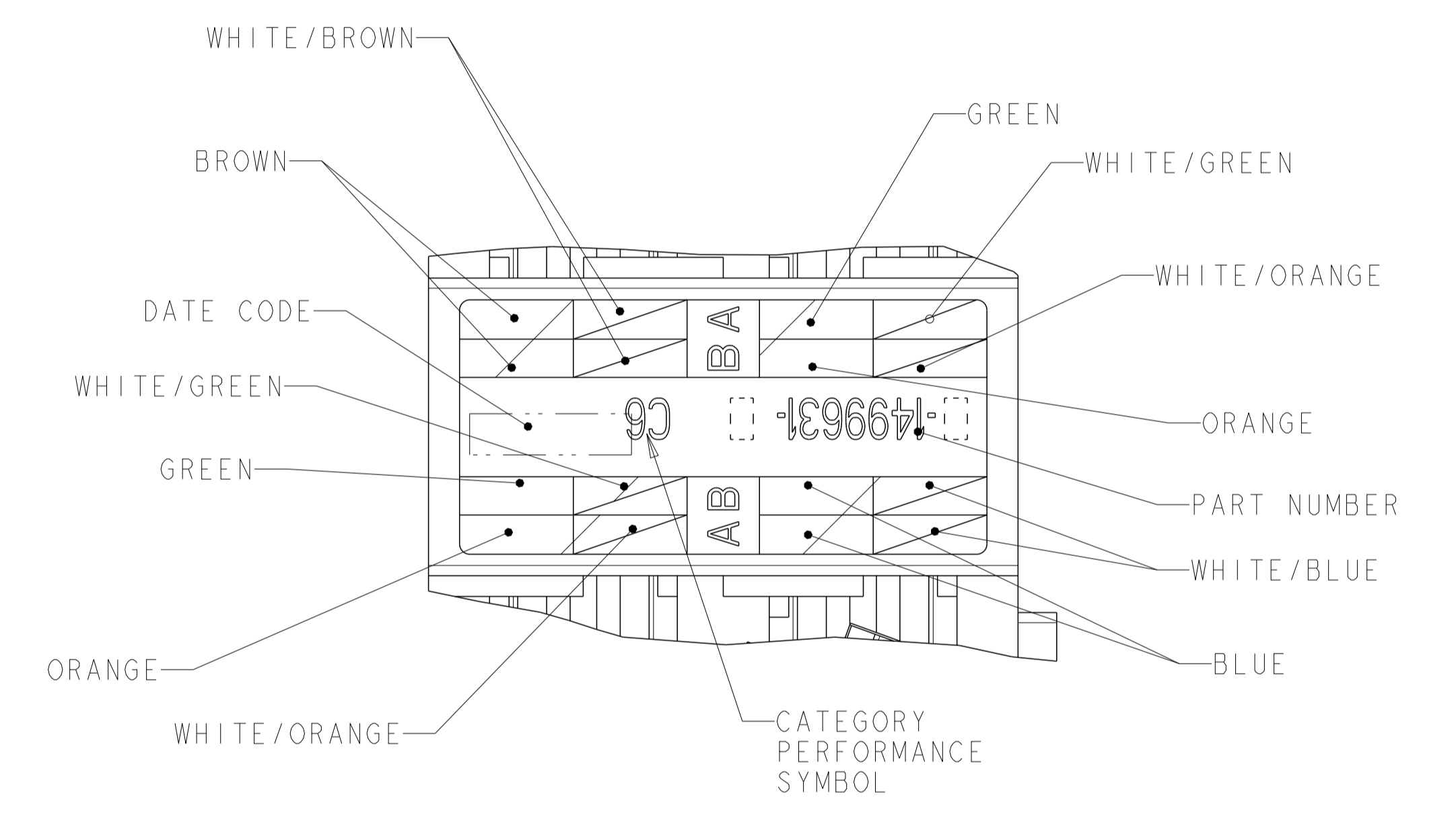
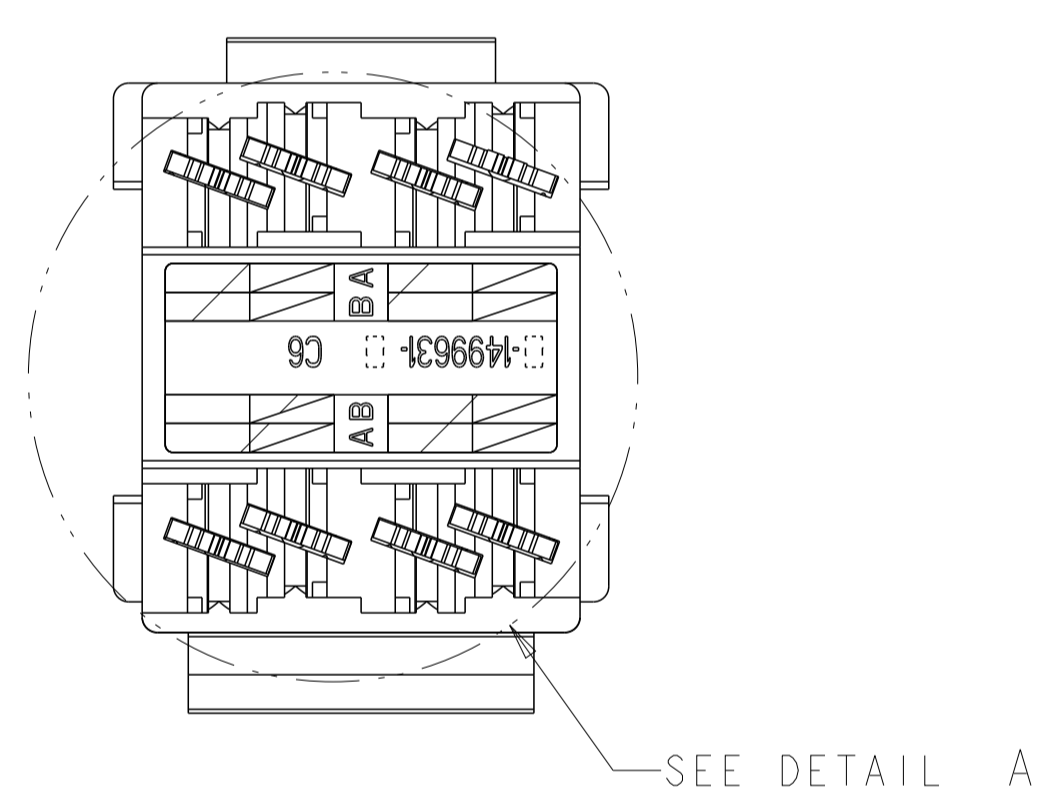
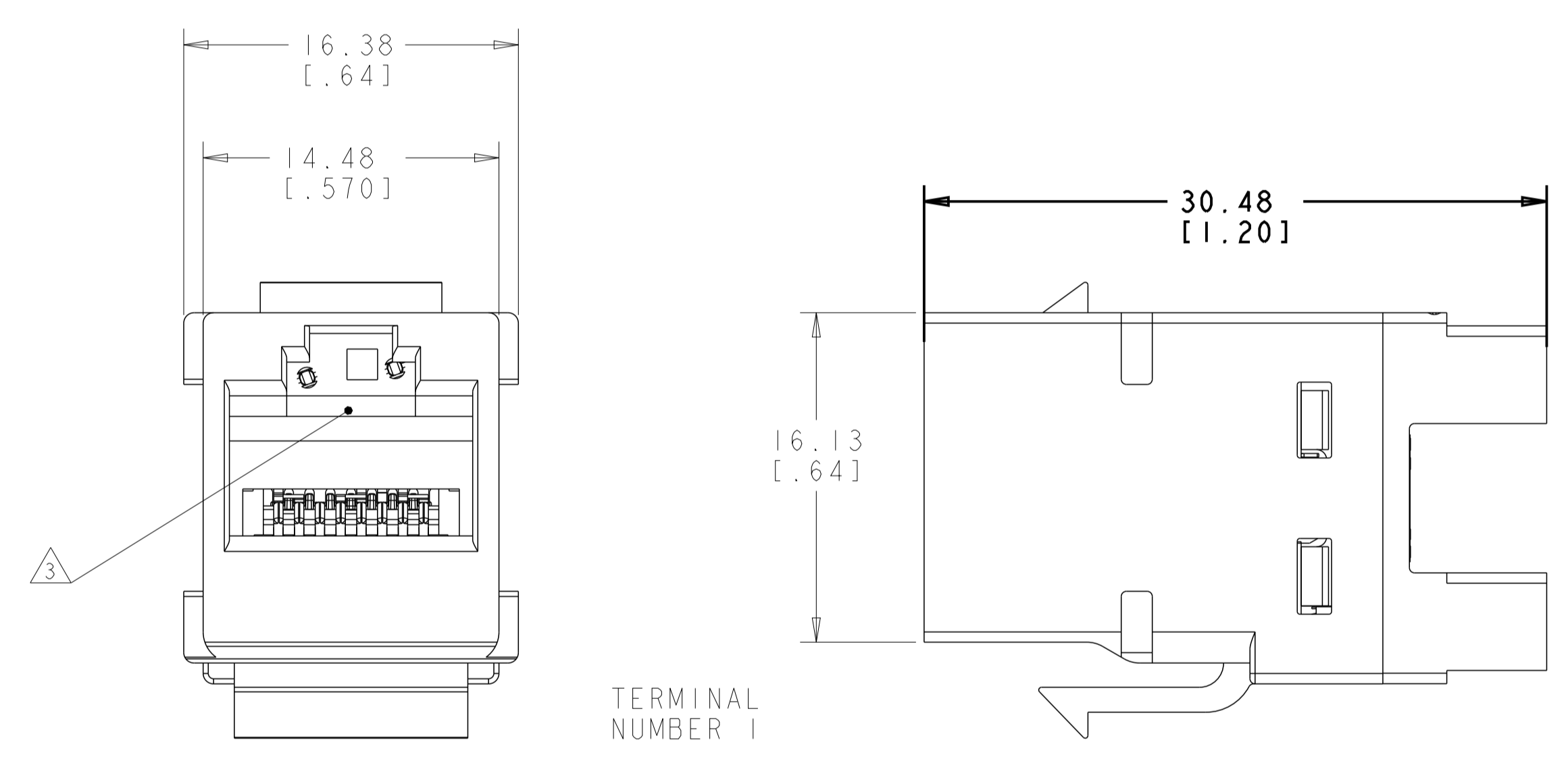


LOC		DIST		REVISIONS				
HM		00		REV	DESCRIPTION	DATE	BY	CHKD
D	ADD	1-3,	REV	ECO-10-004736	08MAR2010	LH	SA	
D2	REV	ECO-11-008739			27APR2011	LH	SA	
D3	REV	ECO-11-021924			04NOV2011	GG	SA	
D4	REV	ECO-15-000709			20JAN2015	GG	LS	



- 1. MATERIAL: JACK HOUSING - POLYCARBONATE, 94V-0 RATED. 110 BLOCK AND BEND LIMITING STRAIN RELIEF - POLYCARBONATE. ARRAY TRAY - PBT POLYESTER. JACK CONTACTS ARRAY - BERYLLIUM COPPER, PLATED WITH 1.27µm [0.00050] MINIMUM THICK GOLD IN LOCALIZED AREA AND 3.81µm [0.00150] MINIMUM THICK MATTE TIN IN BOARD INTERFACE AREA OVER 1.27µm [0.00050] MINIMUM THICK NICKEL UNDERPLATE. IDC TERMINALS - PHOSPHOROUS BRONZE, PLATED WITH 3.81µm [0.0015] MINIMUM THICK MATTE TIN OVER 1.27µm [0.0005] MINIMUM THICK NICKEL UNDERPLATE.
- 2. KL 110 JACK WILL TERMINATE 22-24 AWG SOLID AND 24-26 AWG STRANDED CONDUCTORS, 1.27[.050] MAXIMUM INSULATION DIAMETER. JACK WILL ACCEPT CONDUCTORS UP TO 1.45 [0.057] BUT REQUIRE THE USE OF A STRAIN RELIEF.
- 3. CAVITY CONFORMS TO FCC RULES AND REGULATIONS) PART 68 SUBPART F REQUIREMENTS.
- 4. MOUNTING PANEL THICKNESS 1.22 - 1.55 [0.048 - .061].
- 5. THESE TWO SUGGESTED CUTOUT OPENINGS ARE USED IN TANDEM WITH DUAL FRONT AND BACK CUTOUTS.
- 6. ONE MODULAR JACK ASSEMBLY PER POLYBAG.
- 7. USE IS OPTIONAL.
- 8. REFER TO 408-8858 FOR TERMINATION INSTRUCTIONS USING SL SERIES TOOL TERMINATION. REFER TO 408-8417 FOR TERMINATION INSTRUCTIONS USING 110 PUNCH DOWN TOOL.



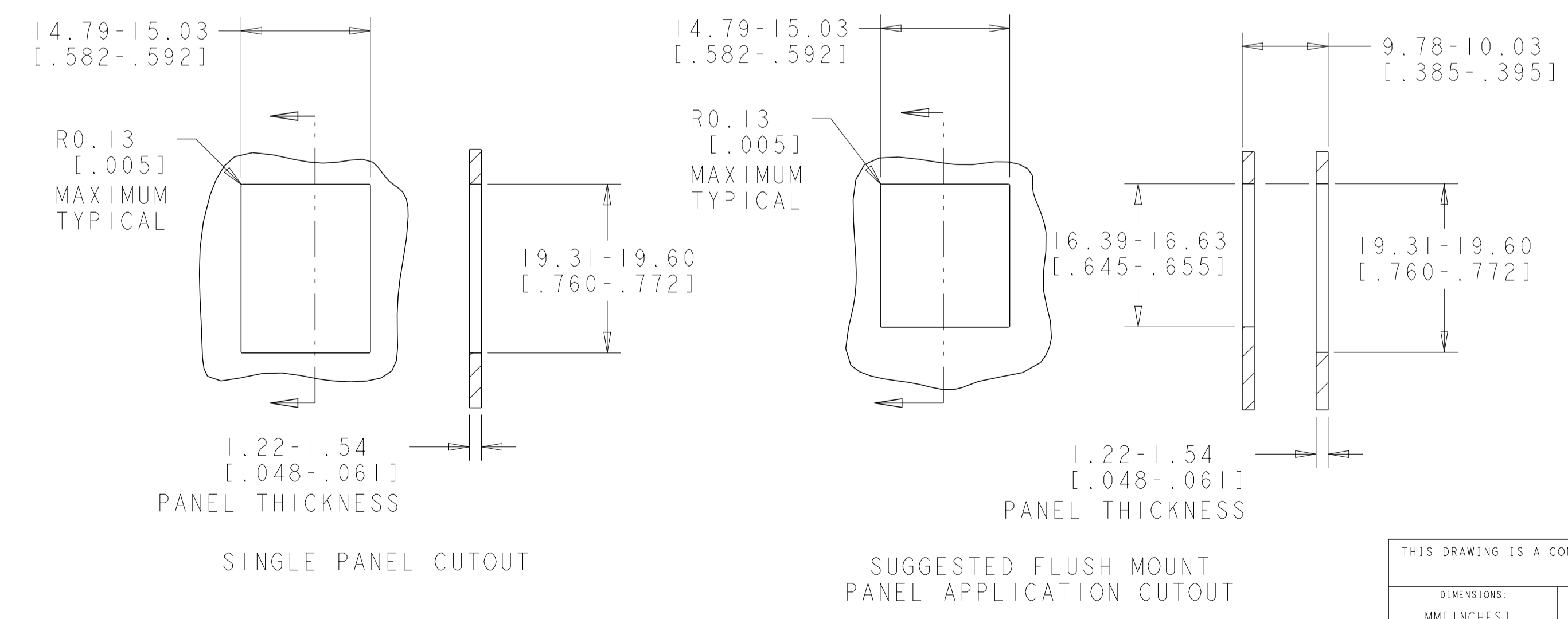
DETAIL A  
SCALE 8:1

COLOR CODE	IDC TERMINAL	MODULAR JACK	
WHITE/BLUE			5
BLUE			4
WHITE/ORANGE			3
ORANGE			6
WHITE/GREEN			1
GREEN			2
WHITE/BROWN			7
BROWN			8

ELECTRICAL SCHEMATIC T568A

COLOR CODE	IDC TERMINAL	MODULAR JACK	
WHITE/BLUE			5
BLUE			4
WHITE/ORANGE			1
ORANGE			2
WHITE/GREEN			3
GREEN			6
WHITE/BROWN			7
BROWN			8

ELECTRICAL SCHEMATIC T568B



ALPINE WHITE	1-1499631-3
ELECTRIC IVORY	1-1499631-1
VIOLET	1-1499631-0
GREEN	1499631-9
YELLOW	1499631-8
RED	1499631-7
BLUE	1499631-6
ORANGE	1499631-5
NEMA GRAY	1499631-4
WHITE	1499631-3
BLACK	1499631-2
LIGHT ALMOND	1499631-1
PACKAGE HOUSING COLOR	PART NUMBER

THIS DRAWING IS A CONTROLLED DOCUMENT. DWN L. SMITH 30JUN2005  
 CHK C. DOOLEY 06JUL2005  
 APVD C. DOOLEY 06JUL2005

DIMENSIONS: MM [INCHES]

TOLERANCES UNLESS OTHERWISE SPECIFIED:

0 PLC	±
1 PLC	±
2 PLC	±
3 PLC	±
4 PLC	±
ANGLES	±
FINISH	±

MATERIAL: - FINISH: -

Customer Drawing

APPLIED MATERIALS

TE Connectivity

ASSY, CAT 6, UTP, KL SERIES JACK

SIZE: A100779 CAGE CODE: 1499631 DRAWING NO: 1499631-1

RESTRICTED TO: -

SCALE: 4:1 SHEET: 1 OF 1 REV: D4