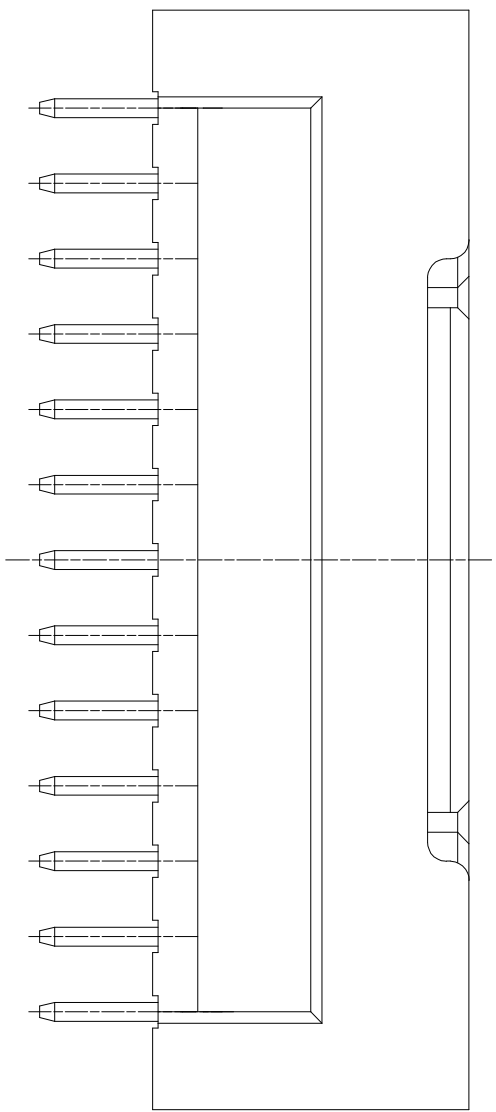
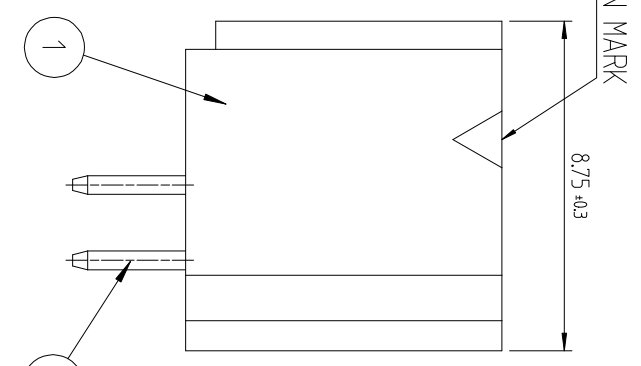
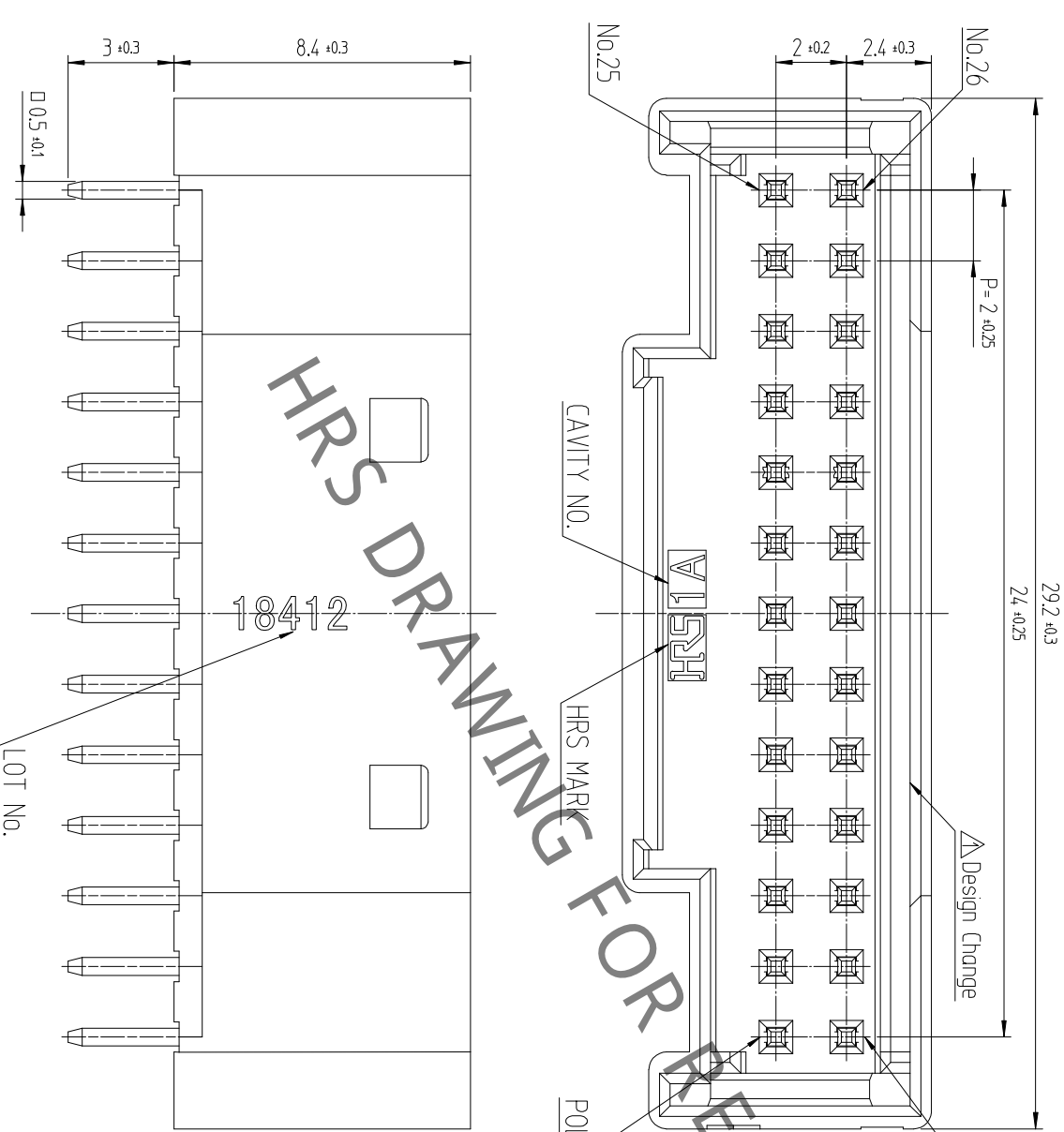
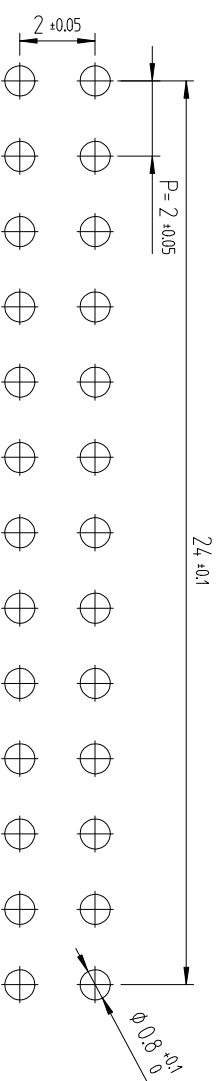
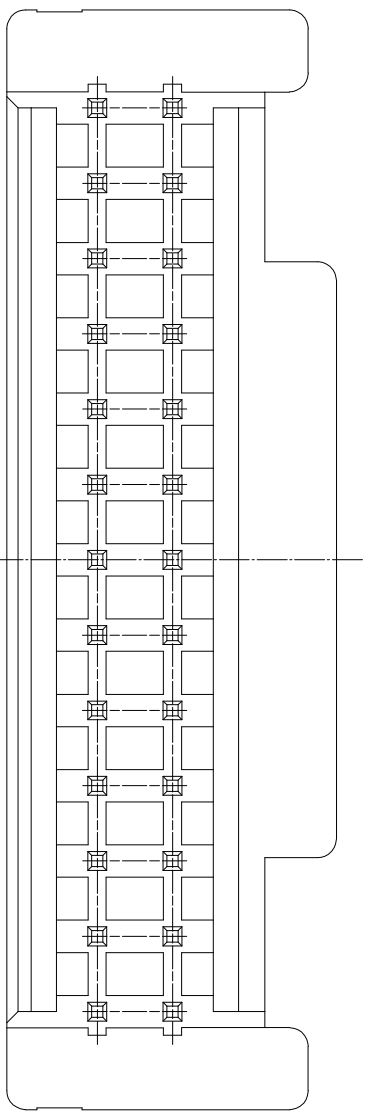


△數	訂正事項	檢圖	年月日	△數	訂正事項	檢圖	年月日
COUNT	DESCRIPTION OF REVISIONS	CHKD	DATE	COUNT	DESCRIPTION OF REVISIONS	CHKD	DATE
1	RE-6-1150	K.I.Y	18. 07. 04				
2	RE-6-1579	K.I.Y	20. 01. 23				

RECOMMENDED LAND PATTERN (FREE)
 (PCB THICKNESS t=1.6mm)



ENGAGEMENT FIGURE (2:1)

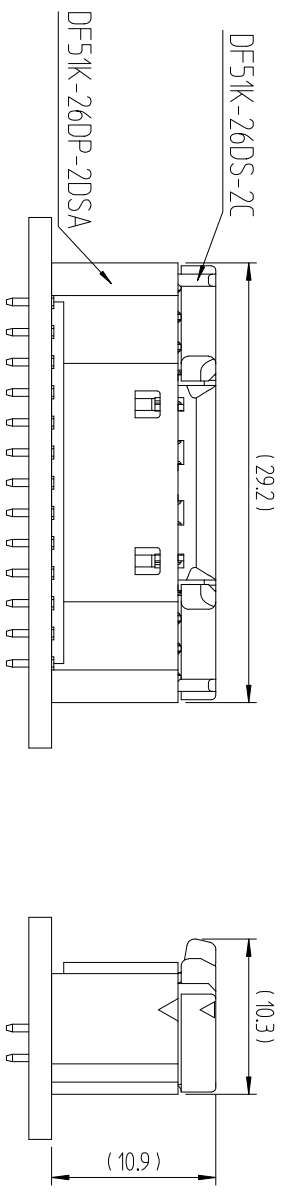


NOTE 1. 1PACK CONTAINS 100PCS.

2. () DIMENSIONS ARE ONLY REFERENCE.

3. UL(FILE No. E132750) AUTHORIZATION ARTICLE.

C-UL(FILE No. E132750) AUTHORIZATION ARTICLE.



NO.	△ PA66	UL94V-0, BLACK	2	BRASS	TIN PLATING 1μm MIN, OVER NICKEL 0.5μm MIN
1	△ PA66	UL94V-0, BLACK	2	BRASS	TIN PLATING 1μm MIN, OVER NICKEL 0.5μm MIN
CODE NO. (OLD)		CODE NO.		FINISH/REMARKS	
DRAWN		DESIGNED		CHECKED	
APPROVED		RELEASED		DEPT	
DRAWING NO.		PART NO.		CODE NO.	
EDC3-632468		DF51K-26DP-2DSA (800)		CL 6652-0017-1-800	
SCALE		UNITS		1/1	
5:1		mm			