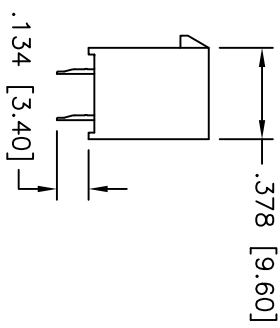
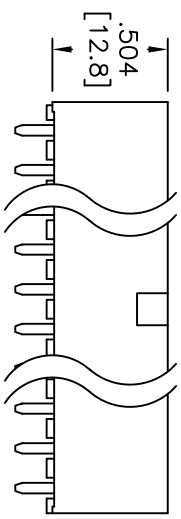
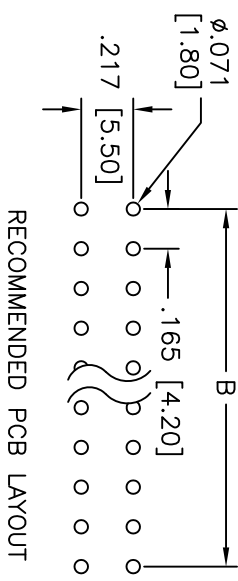
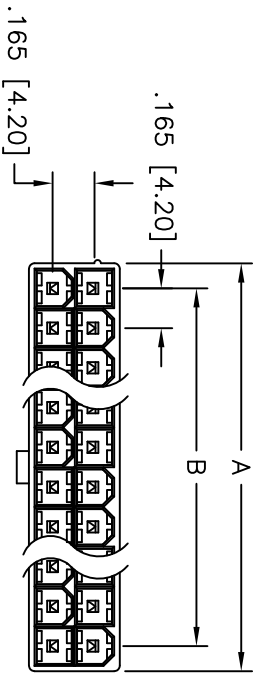


APPROVED: \_\_\_\_\_  
 DATE: \_\_\_\_\_ TITLE: \_\_\_\_\_

Rev	AWO #	Description	Date	Appr
-	7747	RELEASED	5/8/07	
A		REVISED SPEC.	7/2/12	



**SPECIFICATIONS:**  
 Material: Insulator: Nylon 66, rated UL 94V-2  
 Insulator color: Natural  
 Contacts: Brass  
 Plating: Tin over Copper underplate overall

Positions: 2 thru 24  
 A = .165 [4.20] x No. of Spaces + .205 [5.20]  
 B = .165 [4.20] x No. of Spaces

**Electrical:**  
 Operating voltage: 250 VAC max  
 Current rating: 7 Amps max  
 Insulation resistance: 1000 Mohms min @ 500 VDC  
 Dielectric withstanding voltage: 1500 VAC for 1 minute  
 Temperature Rating: Operating temperature: -25°C to +85°C  
 Environmental: Lead free, RoHS compliant.



**ADAM TECH**

909 Rahway Avenue, Union, NJ 07083  
 Phone: 908-687-5000 Fax: 908-687-5710

TITLE: STRAIGHT HOUSING, MALE TERMINAL  
 PCB MOUNT

UNLESS OTHERWISE SPECIFIED ALL DIMENSIONS ARE INCHES [MM]	
TOLERANCES EXCEPT AS NOTED	
INCHES	HOLDS
.X ± .10	ØX ± .10
.XX ± .020	ØXX ± .015
.XXX ± .015	ØXXX ± .010
APPROVALS	DATE
DRAWN	BW
CHECKED	
APPROVED	

SIZE	PART NO.	REV.
X	DMF-XX-S	A
REF:	S00016T	SHEET 1 OF 2
SCALE:	NTS	

6

5

4

3

2

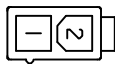
1

Rev	AWO #	Description	Date	Appr
		SEE SHT 1 OF 2 FOR REVISION		

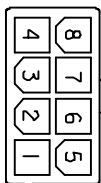
APPROVED: \_\_\_\_\_

DATE: \_\_\_\_\_ TITLE: \_\_\_\_\_

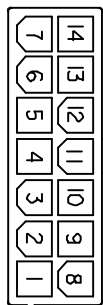
2 POSITION



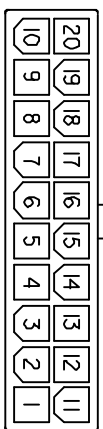
8 POSITION



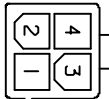
14 POSITION



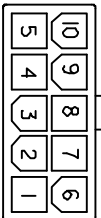
20 POSITION




4 POSITION



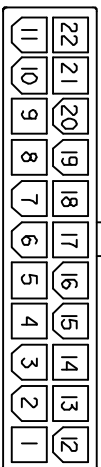
10 POSITION



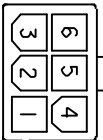
16 POSITION



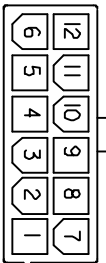
22 POSITION



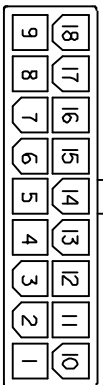
6 POSITION



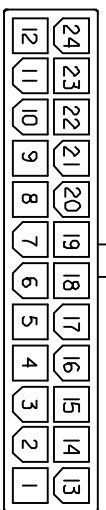
12 POSITION



18 POSITION



24 POSITION



**ADAM TECH**

909 Rahway Avenue, Union, NJ 07083  
 Phone: 908-687-5000 Fax: 908-687-5710

TITLE: STRAIGHT HOUSING, MALE TERMINAL  
 PCB MOUNT

UNLESS OTHERWISE SPECIFIED  
 ALL DIMENSIONS ARE INCHES [MM]  
 TOLERANCES: EXCEPT AS NOTED  
 INCHES HOLE SIZES  
 .X ±.10 ØXX ±.10  
 .XX ±.020 ØXXX ±.015  
 .XXX ±.015 ØXXXX ±.010  
 APPROVALS DATE

DRAWN	BW	5/8/07
CHECKED		
APPROVED		

SIZE	PART NO.	REV.
X	DMF-XX-S	A
REF:	S00018T	SHEET 2 OF 2
SCALE:	NTS	

A

B

C

D

A

B

C

D

6

5

4

3

2

1