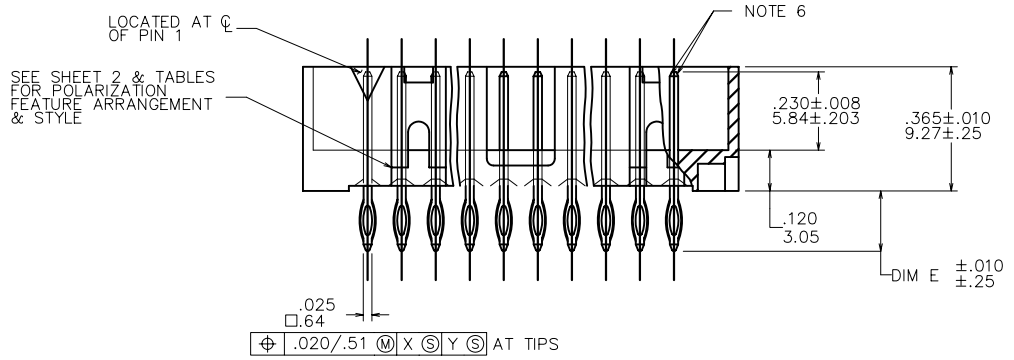
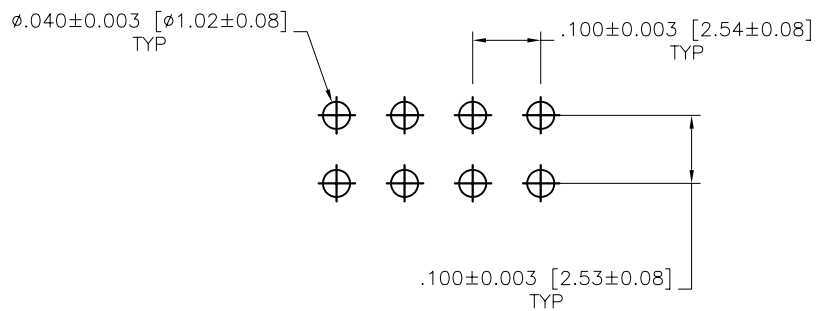
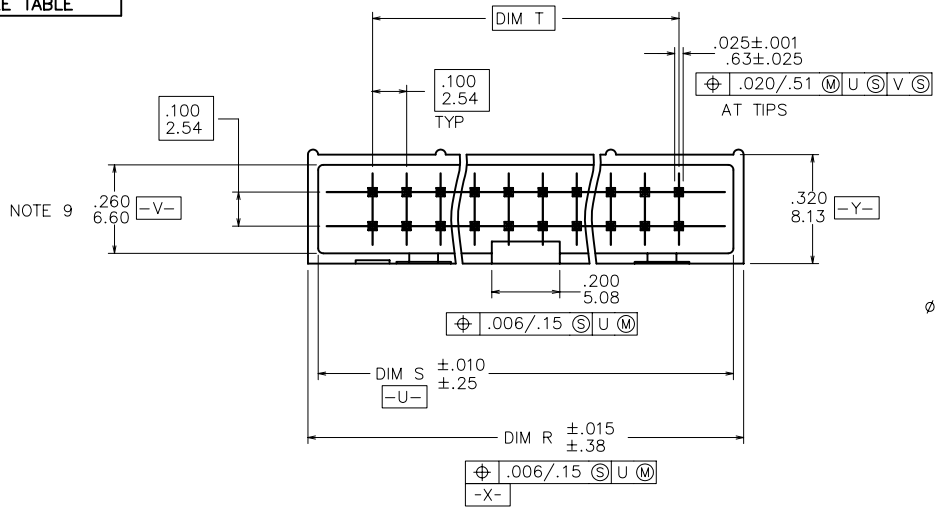


PRODUCT NUMBER
SEE TABLE

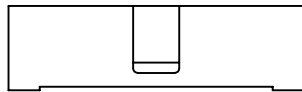


mat'l. code				surface		tolerance		projection		product family	
-				ISO 1302		ISO 406 ISO 1101				QUICKIE	
ltr	ecn no	dr	date	tolerances unless otherwise specified				title		sheet 1 of 5 size	
A	M07-0178	MHT	04/04/07	angles	linear	$.XX \pm .01 / X \pm 0.3$		INCH/MM		EON PRESS FIT HDR. ASSY	
B	M07-0295	MHT	6/25/07			$.XXX \pm .005 / XXX \pm 0.13$		scale 4:1		SLIM LINE 4 WALL	
C	M07-0489	MHT	11/13/07	$\sigma \pm 2$		$.XXX \pm .0020 / XXX \pm 0.051$				dwg no	
D	M08-0174	MHT	7/01/08	dr	M. HERNANDEZ	9/28/06				10073456	
E	M08-0210	MHT	7/16/08	engr	M.BARRIOS	9/28/06				A3	
F	M08-0222	AGS	08/08/08	chr	M.BARRIOS	9/28/06				type Product Customer Drawing	
sheet index		revision	F	F	F	F	F				
		sheet	1	2	3	4	5				

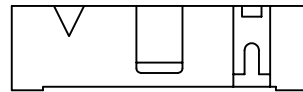


Copyright FCI

PRODUCT NUMBER
SEE TABLE



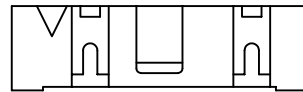
2 X 5
STYLE A



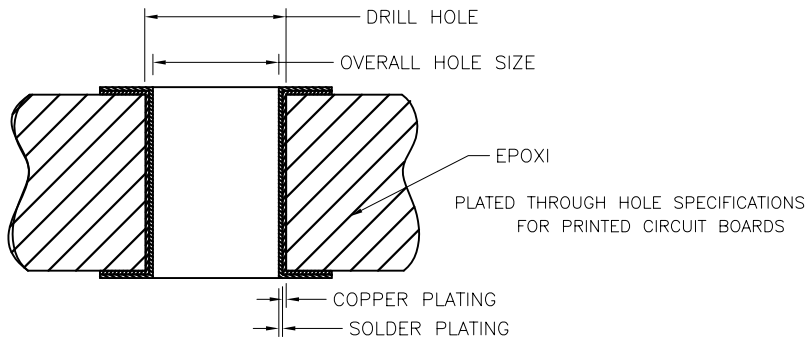
2 X 7
STYLE C



2 X 5
STYLE B



2 X 8 & LARGER
STYLE D



NOTES:

- ① MOLDING MATERIAL: 30% GLASS FILLED POLYESTER FLAME RETARDENT PER UL94V-O. COLOR-BLUE.
- ② TERMINAL MATERIAL: PHOSPHOR BRONZE.
- ③ REFER TO TA 556 FOR APPLICATION, TOOLING AND INSTRUCTIONS.
4. UNLESS OTHERWISE SPECIFIED, 1° MAX DRAFT PERMISSIBLE ON ALL SURFACES.
5. LOGO LOCATION OPTIONAL.
- ⑥ TWO NON-CRITICAL SIDES OF PIN TIP NOT PLATED TYP BOTH ENDS.
7. 3 LBS / .36 KG PIN RETENTION IN BOTH DIRECTIONS.
8. RECOMMENDED PLATED-THRU-HOLE DIMENSIONS ARE:
 DRILLED HOLE: .0453/1.151±.0010/.025 DIA
 COPPER PLATING THICKNESS: .001/.025 TO .003/.076
 SOLDER PLATING THICKNESS: .0003/.076 TO .0007/.0178
 OVERALL HOLE SIZE: .040/1.016±.003/.076 DIA
- ⑨ ON HEADERS 2 X 20 AND LARGER THE .260/6.6 DIM HAS A MINIMUM SIZE OF .240/6.1.
- ⑩ PIN PLATING-DUPLEX- 30u"/.076u Au OVER 50u"/1.27uNi ON CONTACT AREA OF PIN AND 40-80u"/1.02-2.03u Sn. ON PRESS FIT AREA OF PIN.
- ⑪ PART NUMBER WITH "LF" SUFFIX AT THE END ARE LEAD FREE.
12. THIS PRODUCT MEETS EUROPEAN UNION DIRECTIVES AND OTHER COUNTRY REGULATION AS DESCRIBED IN GS-22-008.
- ⑬ PLATING OPTIONS:
MAY BE EITHER GOLD OR GXT PLATED AT MANUFACTURER'S OPTION.
14. THE PRODUCT IS NOT INTENDED TO BE EXPOSED TO A MANUFACTURING SOLDER PROCESS.

SURFACE FINISH

Ag	Au	HOLE PLATING	SnPb	Sn	Copper
.037-.043 [0.94-1.09]	.037-.043 [0.94-1.09]	HOLE DIAMETER AFTER PLATING	.037-.043 [0.94-1.09]	.037-.043 [0.94-1.09]	.037-.043 [0.94-1.09]
.0443-.0463 [1.12-1.17]	.0443-.0463 [1.12-1.17]	DRILLED HOLE	.0443-.0463 [1.12-1.17]	.0443-.0463 [1.12-1.17]	.0443-.0463 [1.12-1.17]
.001-.003 [0.025-0.076]	.001-.003 [0.025-0.076]	COPPER PLATING	.001-.003 [0.025-0.076]	.001-.003 [0.025-0.076]	.001-.003 [0.025-0.076]
-	-	TIN LEAD PLATING	.0003-.0005 [0.0076-0.0127]	-	-
-	.0002-.0003 [0.0051-0.0076]	NICKEL PLATING	-	-	-
-	.000004-.000008 [.0001-.0002]	GOLD PLATING	-	-	-
-	-	IMMERSION Sn	-	.000039-.000051 [.0009-.0013]	-
.000016-.000024 [0.0004-0.0006]	-	IMMERSION Ag	-	-	-

mat'l. code		surface		tolerance		projection		product family	
-		ISO 1302		ISO 406 ISO 1101				QUICKIE	
ltr	ecn no	dr	date	tolerances unless otherwise specified					
F				angles	linear	.XX±.01/XX±0.3	INCH/MM		title
				σ±2"		.XXX±.005/XXX±0.13	scale 4:1		EON PRESS FIT HDR. ASSY SLIM LINE 4 WALL
						.XXXX±.0020/XXX±0.051			dwg no
				dr	M. HERNANDEZ	9/28/06			sheet 2 of 5 size
				engr	M.BARRIOS	9/28/06			10073456 A3
				chr	M.BARRIOS	9/28/06			
				appd	M.BARRIOS	9/28/06			Product Customer Drawing
sheet index	revision sheet								

PRODUCT NUMBER	NO OF POS	DIM R	DIM S	DIM T	DIM E	TERMINAL PLATING NOTE 13	STYLE	
10073456-001LF	2 X 5	.78/19.81	.72/18.28	.400/10.16	.160/4.06	30u"/.76u Au OVER 50u"/1.27 Ni	A	
-002LF					.160/4.06	30u"/.76u GXT OVER 50u"/1.27u Ni		
-003LF					.610/15.49	30u"/.76u Au OVER 50u"/1.27 Ni		NOT TOOLED
-004LF					.610/15.49	30u"/.76u GXT OVER 50u"/1.27u Ni		NOT TOOLED
-005LF					.733/18.62	30u"/.76u Au OVER 50u"/1.27 Ni		NOT TOOLED
-006LF	2 X 5	.78/19.81	.72/18.28	.400/10.16	.733/18.62	30u"/.76u GXT OVER 50u"/1.27u Ni	A	NOT TOOLED
-007LF	2 X 7	.98/24.89	.92/23.37	.600/15.24	.160/4.06	30u"/.76u Au OVER 50u"/1.27 Ni	C	
-008LF					.160/4.06	30u"/.76u GXT OVER 50u"/1.27u Ni		
-009LF					.610/15.49	30u"/.76u Au OVER 50u"/1.27 Ni		NOT TOOLED
-010LF					.610/15.49	30u"/.76u GXT OVER 50u"/1.27u Ni		NOT TOOLED
-011LF					.733/18.62	30u"/.76u Au OVER 50u"/1.27 Ni		NOT TOOLED
-012LF	2 X 7	.98/24.89	.92/23.37	.600/15.24	.733/18.62	30u"/.76u GXT OVER 50u"/1.27u Ni	C	NOT TOOLED
-013LF	2 X 8	1.08/27.43	1.02/25.91	.700/17.78	.160/4.06	30u"/.76u Au OVER 50u"/1.27 Ni	D	
-014LF					.160/4.06	30u"/.76u GXT OVER 50u"/1.27u Ni		
-015LF					.610/15.49	30u"/.76u Au OVER 50u"/1.27 Ni		NOT TOOLED
-016LF					.610/15.49	30u"/.76u GXT OVER 50u"/1.27u Ni		NOT TOOLED
-017LF					.733/18.62	30u"/.76u Au OVER 50u"/1.27 Ni		NOT TOOLED
-018LF	2 X 8	1.08/27.43	1.02/25.91	.700/17.78	.733/18.62	30u"/.76u GXT OVER 50u"/1.27u Ni	D	NOT TOOLED
-019LF	2 X 10	1.28/32.51	1.22/30.99	.900/22.86	.160/4.06	30u"/.76u Au OVER 50u"/1.27 Ni	D	
-020LF					.160/4.06	30u"/.76u GXT OVER 50u"/1.27u Ni		
-021LF					.610/15.49	30u"/.76u Au OVER 50u"/1.27 Ni		NOT TOOLED
-022LF					.610/15.49	30u"/.76u GXT OVER 50u"/1.27u Ni		NOT TOOLED
-023LF					.733/18.62	30u"/.76u Au OVER 50u"/1.27 Ni		NOT TOOLED
10073456-024LF	2 X 10	1.28/32.51	1.22/30.99	.900/22.86	.733/18.62	30u"/.76u GXT OVER 50u"/1.27u Ni	D	NOT TOOLED



Copyright FCI

mat'l. code		surface		tolerance		projection		product family	
-		ISO 1302		ISO 406		INCH/MM		QUICKIE	
ltr		ecn no		dr		date		title	
F								EON PRESS FIT HDR. ASSY	
								SLIM LINE 4 WALL	
								dwg no	
								10073456	
								sheet 3 of 5 size	
								A3	
								type	
								Product Customer Drawing	
sheet index		revision sheet							

form: A3

PRODUCT NUMBER	NO OF POS	DIM R	DIM S	DIM T	DIM E	TERMINAL PLATING NOTE 13	STYLE	
10073456-025LF	2 X 12	1.48/37.59	1.42/36.07	1.100/27.94	.160/4.06	30u"/.76u Au OVER 50u"/1.27 Ni	D	
-026LF					.160/4.06	30u"/.76u GXT OVER 50u"/1.27u Ni		
-027LF					.610/15.49	30u"/.76u Au OVER 50u"/1.27 Ni		NOT TOOLED
-028LF					.610/15.49	30u"/.76u GXT OVER 50u"/1.27u Ni		NOT TOOLED
-029LF					.733/18.62	30u"/.76u Au OVER 50u"/1.27 Ni		NOT TOOLED
-030LF	2 X 12	1.48/37.59	1.42/36.07	1.100/27.94	.733/18.62	30u"/.76u GXT OVER 50u"/1.27u Ni	D	NOT TOOLED
-031LF	2 X 13	1.58/40.13	1.52/38.61	1.200/30.48	.160/4.06	30u"/.76u Au OVER 50u"/1.27 Ni	D	
-032LF					.160/4.06	30u"/.76u GXT OVER 50u"/1.27u Ni		
-033LF					.610/15.49	30u"/.76u Au OVER 50u"/1.27 Ni		NOT TOOLED
-034LF					.610/15.49	30u"/.76u GXT OVER 50u"/1.27u Ni		NOT TOOLED
-035LF					.733/18.62	30u"/.76u Au OVER 50u"/1.27 Ni		NOT TOOLED
-036LF	2 X 13	1.58/40.13	1.52/38.61	1.200/30.48	.733/18.62	30u"/.76u GXT OVER 50u"/1.27u Ni	D	NOT TOOLED
-037LF	2 X 15	1.78/45.21	1.72/43.69	1.400/35.56	.160/4.06	30u"/.76u Au OVER 50u"/1.27 Ni	D	
-038LF					.160/4.06	30u"/.76u GXT OVER 50u"/1.27u Ni		
-039LF					.610/15.49	30u"/.76u Au OVER 50u"/1.27 Ni		NOT TOOLED
-040LF					.610/15.49	30u"/.76u GXT OVER 50u"/1.27u Ni		NOT TOOLED
-041LF					.733/18.62	30u"/.76u Au OVER 50u"/1.27 Ni		NOT TOOLED
-042LF	2 X 15	1.78/45.21	1.72/43.69	1.400/35.56	.733/18.62	30u"/.76u GXT OVER 50u"/1.27u Ni	D	NOT TOOLED
-043LF	2 X 17	1.98/50.29	1.92/48.77	1.600/40.64	.160/4.06	30u"/.76u Au OVER 50u"/1.27 Ni	D	
-044LF					.160/4.06	30u"/.76u GXT OVER 50u"/1.27u Ni		
-045LF					.610/15.49	30u"/.76u Au OVER 50u"/1.27 Ni		NOT TOOLED
-046LF					.610/15.49	30u"/.76u GXT OVER 50u"/1.27u Ni		NOT TOOLED
-047LF					.733/18.62	30u"/.76u Au OVER 50u"/1.27 Ni		NOT TOOLED
10073456-048LF	2 X 17	1.98/50.29	1.92/48.77	1.600/40.64	.733/18.62	30u"/.76u GXT OVER 50u"/1.27u Ni	D	NOT TOOLED



Copyright FCI

mat'l. code		surface		tolerance		projection		product family	
-		ISO 1302		ISO 406		INCH/MM		QUICKIE	
ltr		ecn no		dr		date		title	
F								EON PRESS FIT HDR. ASSY	
				angles		linear		SLIM LINE 4 WALL	
				σ±2"		XXXX±.0020/XXX±0.051		scale 4:1	
				dr		M. HERNANDEZ 9/28/06		dwg no	
				engr		M.BARRIOS 9/28/06		sheet 4 of 5 size	
				chr		M.BARRIOS 9/28/06		10073456 A3	
				appd		M.BARRIOS 9/28/06		type	
								Product Customer Drawing	
sheet index		revision sheet							

PRODUCT NUMBER	NO OF POS	DIM R	DIM S	DIM T	DIM E	TERMINAL PLATING NOTE 13	STYLE
10073456-049LF	2 X 20	2.28/57.91	2.22/56.39	1.900/48.26	.160/4.06	30u"/.76u Au OVER 50u"/1.27 Ni	D
-050LF					.160/4.06	30u"/.76u GXT OVER 50u"/1.27u Ni	
-051LF					.610/15.49	30u"/.76u Au OVER 50u"/1.27 Ni	NOT TOOLED
-052LF					.610/15.49	30u"/.76u GXT OVER 50u"/1.27u Ni	NOT TOOLED
-053LF					.733/18.62	30u"/.76u Au OVER 50u"/1.27 Ni	NOT TOOLED
-054LF	2 X 20	2.28/57.91	2.22/56.39	1.900/48.26	.733/18.62	30u"/.76u GXT OVER 50u"/1.27u Ni	D
-055LF	2 X 22	2.48/62.99	2.42/61.47	2.100/53.34	.160/4.06	30u"/.76u Au OVER 50u"/1.27 Ni	D
-056LF					.160/4.06	30u"/.76u GXT OVER 50u"/1.27u Ni	
-057LF					.610/15.49	30u"/.76u Au OVER 50u"/1.27 Ni	NOT TOOLED
-058LF					.610/15.49	30u"/.76u GXT OVER 50u"/1.27u Ni	NOT TOOLED
-059LF					.733/18.62	30u"/.76u Au OVER 50u"/1.27 Ni	NOT TOOLED
-060LF	2 X 22	2.48/62.99	2.42/61.47	2.100/53.34	.733/18.62	30u"/.76u GXT OVER 50u"/1.27u Ni	D
-061LF	2 X 25	2.78/70.61	2.72/69.09	2.400/60.96	.160/4.06	30u"/.76u Au OVER 50u"/1.27 Ni	D
-062LF					.160/4.06	30u"/.76u GXT OVER 50u"/1.27u Ni	
-063LF					.610/15.49	30u"/.76u Au OVER 50u"/1.27 Ni	NOT TOOLED
-064LF					.610/15.49	30u"/.76u GXT OVER 50u"/1.27u Ni	NOT TOOLED
-065LF					.733/18.62	30u"/.76u Au OVER 50u"/1.27 Ni	NOT TOOLED
-066LF	2 X 25	2.78/70.61	2.72/69.09	2.400/60.96	.733/18.62	30u"/.76u GXT OVER 50u"/1.27u Ni	D
-067LF	2 X 30	3.28/83.31	3.22/81.79	2.900/73.66	.160/4.06	30u"/.76u Au OVER 50u"/1.27 Ni	D
-068LF					.160/4.06	30u"/.76u GXT OVER 50u"/1.27u Ni	
-069LF					.610/15.49	30u"/.76u Au OVER 50u"/1.27 Ni	NOT TOOLED
-070LF					.610/15.49	30u"/.76u GXT OVER 50u"/1.27u Ni	NOT TOOLED
-071LF					.733/18.62	30u"/.76u Au OVER 50u"/1.27 Ni	NOT TOOLED
-072LF	2 X 30	3.28/83.31	3.22/81.79	2.900/73.66	.733/18.62	30u"/.76u GXT OVER 50u"/1.27u Ni	D
-073LF	2 X 17	1.98/50.29	1.92/48.77	1.600/40.64	.160/4.06	50u"/1.27u Au OVER 50u"/1.27u Ni	D
-074LF	2 X 5	.78/19.81	.72/18.29	.400/10.16	.110/2.79	30u"/.76u GXT OVER 50u"/1.27u Ni	A
-075LF	2 X 10	1.28/32.51	1.22/30.99	.900/22.86	.110/2.79	30u"/.76u GXT OVER 50u"/1.27u Ni	D
-076LF	2 X 12	1.48/37.59	1.42/36.07	1.100/27.94	.110/2.79	30u"/.76u GXT OVER 50u"/1.27u Ni	D
-201LF	2 X 5	.78/19.81	.72/18.29	.400/10.16	.160/4.06	SEE NOTE 10	A
10073456-219LF	2 X 10	1.28/32.51	1.22/30.99	.900/22.86	.160/4.06	SEE NOTE 10	D



Copyright FCI

mat'l. code		surface ISO 1302		tolerance ISO 406 ISO 1101		projection 		product family QUICKIE	
ltr	ecn no	dr	date	tolerances unless otherwise specified					
F				angles	linear	.XX±.01/XX±0.3	INCH/MM		title EON PRESS FIT HDR. ASSY SLIM LINE 4 WALL
				σ±2"		.XXX±.005/XXX±0.13	scale 4:1		dwg no 10073456
				dr	M. HERNANDEZ	9/28/06			sheet 5 of 5 size A3
				engr	M.BARRIOS	9/28/06			type Product Customer Drawing
				chr	M.BARRIOS	9/28/06			
				appd	M.BARRIOS	9/28/06			
sheet index	revision sheet								

form A3